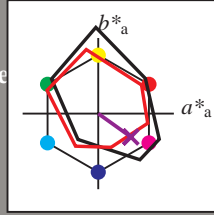


Entrada i salida: Printer Reflective System FRS06a for relative CIELAB hue $h_{ab,a,rel} = h_{ab}/360 = 324/360 = 0.9$

Datos del dispositivo (d) o elemental (e) color:
 HIC^*_d
código de tono para los colores esta página:
 $H^*_d = B25R_d$
triángulo claridad T^*



LRS18a; datos adaptados CIELAB (a)

name	$L^*=L^*_a$	a^*_a	b^*_a	$C^*_{ab,a}$	$h^*_{ab,a}$
R _{d,Ma}	47.5	57.2	37.8	68.6	33
Y _{d,Ma}	91.5	-15.8	84.6	86.1	100
G _{d,Ma}	54.3	-67.6	30.8	74.3	155
C _{d,Ma}	53.1	-30.0	-43.1	52.5	235
B _{d,Ma}	32.5	16.9	-44.6	47.7	290
M _{d,Ma}	48.1	65.4	-12.7	66.6	348
N _{d,Ma}	23.8	0.0	0.0	0.0	0
W _{d,Ma}	95.8	0.0	0.0	0.0	0
R _{d,CIE}	39.9	58.7	27.9	65.0	25
Y _{d,CIE}	81.2	-2.8	71.5	71.6	92
G _{d,CIE}	52.2	-42.4	13.6	44.5	162
B _{d,CIE}	30.5	1.4	-46.4	46.4	271

Los datos de color máximo (Ma):

LabCh^{*}_{d,Ma}: 37 43 -30 53 324

HIC^*_d,Ma : B25R_100_100_d

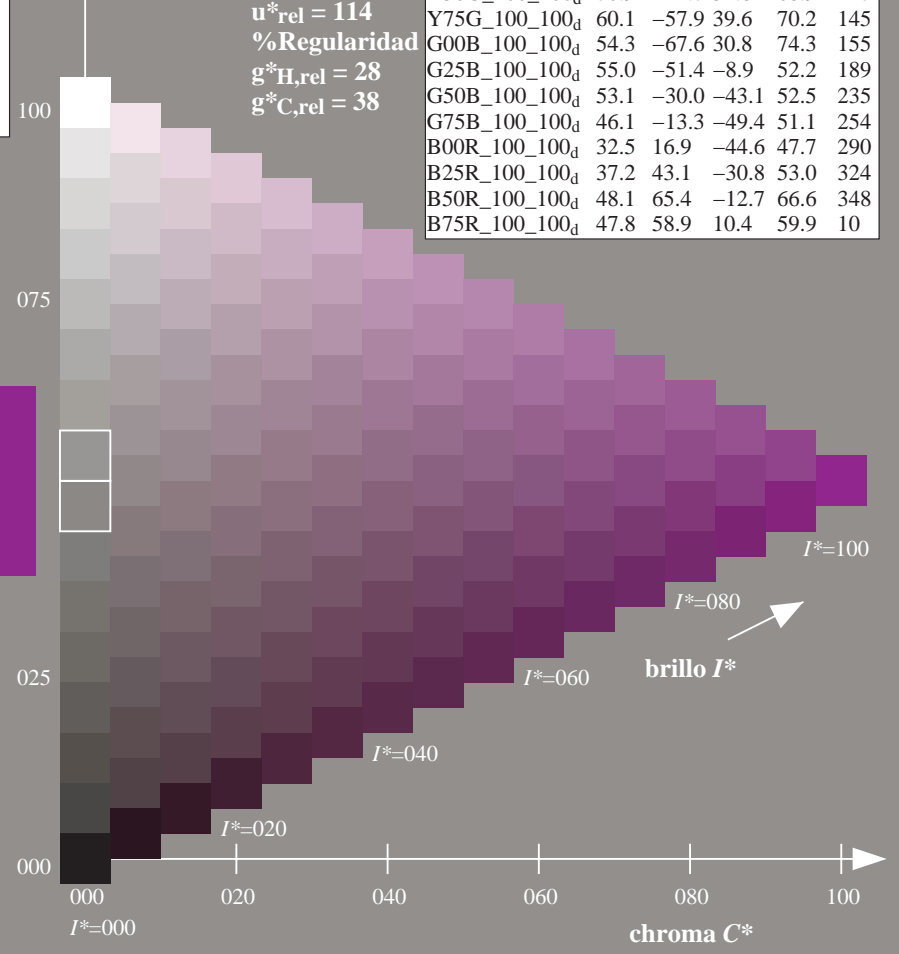
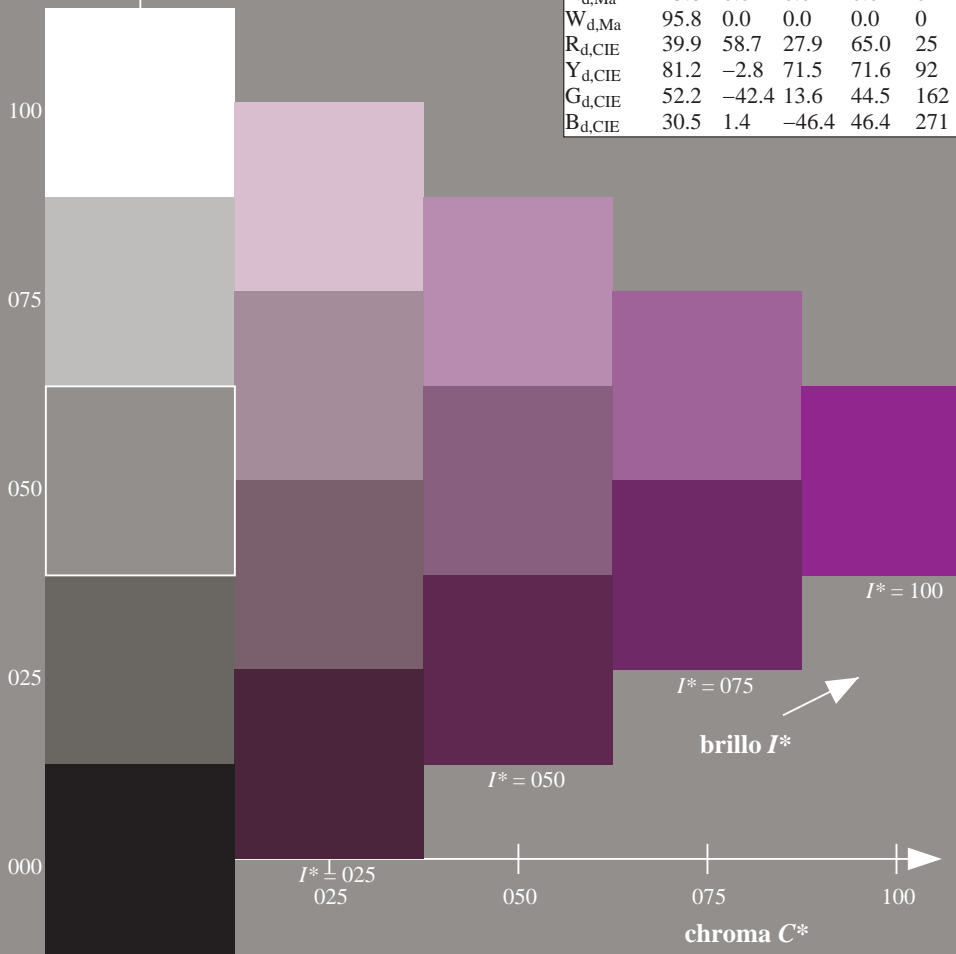
rgbic^{*}_{d,Ma}:
0.5 0.0 1.0 1.0 1.0

triángulo claridad T^*

%Gama
 $u^*_{rel} = 114$
%Regularidad
 $g^*_{H,rel} = 28$
 $g^*_{C,rel} = 38$

LRS18a; datos adaptados CIELAB (a)

H^*_d	$L^*=L^*_a$	a^*_a	b^*_a	$C^*_{ab,a}$	$h^*_{ab,a}$
R00Y_100_100 _d	47.5	57.2	37.8	68.6	33
R25Y_100_100 _d	57.4	43.5	54.5	69.7	51
R50Y_100_100 _d	70.5	19.2	66.2	69.0	73
R75Y_100_100 _d	83.5	-2.9	76.8	76.9	92
Y00G_100_100 _d	91.5	-15.8	84.6	86.1	100
Y25G_100_100 _d	90.4	-20.9	86.5	89.0	103
Y50G_100_100 _d	70.9	-41.7	54.8	68.9	127
Y75G_100_100 _d	60.1	-57.9	39.6	70.2	145
G00B_100_100 _d	54.3	-67.6	30.8	74.3	155
G25B_100_100 _d	55.0	-51.4	-8.9	52.2	189
G50B_100_100 _d	53.1	-30.0	-43.1	52.5	235
G75B_100_100 _d	46.1	-13.3	-49.4	51.1	254
B00R_100_100 _d	32.5	16.9	-44.6	47.7	290
B25R_100_100 _d	37.2	43.1	-30.8	53.0	324
B50R_100_100 _d	48.1	65.4	-12.7	66.6	348
B75R_100_100 _d	47.8	58.9	10.4	59.9	10



vea archivos semejantes: <http://130.149.60.45/~farbmetrik/RS29/RS29.HTM>
información técnica: <http://www.ps.bam.de> o <http://130.149.60.45/~farbmetrik>

TUB matrícula: 20130201-RS29/RS29LOFP.PDF /.PS
aplicación para la medida salida de impresora láser, separación cmykn6* (CMYK)
TUB material: code=thad4a



gráfico TUB-RS29; código de tono: $H^*_d=B25R_d$
gráfico según a DIN 33872, 3D=1, de=0, cmyk*

entrada: rgb/cmyk -> rgb_{dd}
salida: 3D-linealización a cmyk^{*}_{dd}

