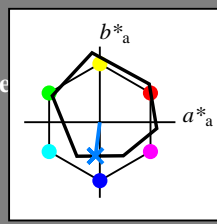


Entrada i salida: Offset Reflective System ORS18a for relative CIELAB hue $h_{ab,a,rel} = h_{ab}/360 = 262/360 = 0.72$

$H^*_ = G75B_$

Datos del dispositivo (d) o elemental (e) color:

$HIC^*_$
código de tono para los colores
esta página:
 $H^*_ = G75B_$
triángulo claridad T^*



ORS18a; datos adaptados CIELAB (a)

name	$L^*=L^*_a a^*_a$	b^*_a	$C^*_{ab,a}$	$h^*_{ab,a}$
R_.,Ma	47.9	65.3	50.5	82.6
Y_.,Ma	90.3	-10.2	91.7	92.3
G_.,Ma	50.9	-62.8	34.9	71.9
C_.,Ma	58.6	-30.3	-45.0	54.2
B_.,Ma	25.7	31.0	-44.4	54.2
M_.,Ma	48.1	75.2	-8.3	75.7
N_.,Ma	18.0	0.0	0.0	0.0
W_.,Ma	95.4	0.0	0.0	0.0
R_.,CIE	39.9	58.7	27.9	65.0
Y_.,CIE	81.2	-2.8	71.5	71.6
G_.,CIE	52.2	-42.4	13.6	44.5
B_.,CIE	30.5	1.4	-46.4	46.4

Los datos de color máximo (Ma):

$LabCh^*_{-,Ma}$: 45 -5 -44 44 262

$HIC^*_{-,Ma}$: G75B_100_100_

$rgbic^*_{-,Ma}$:

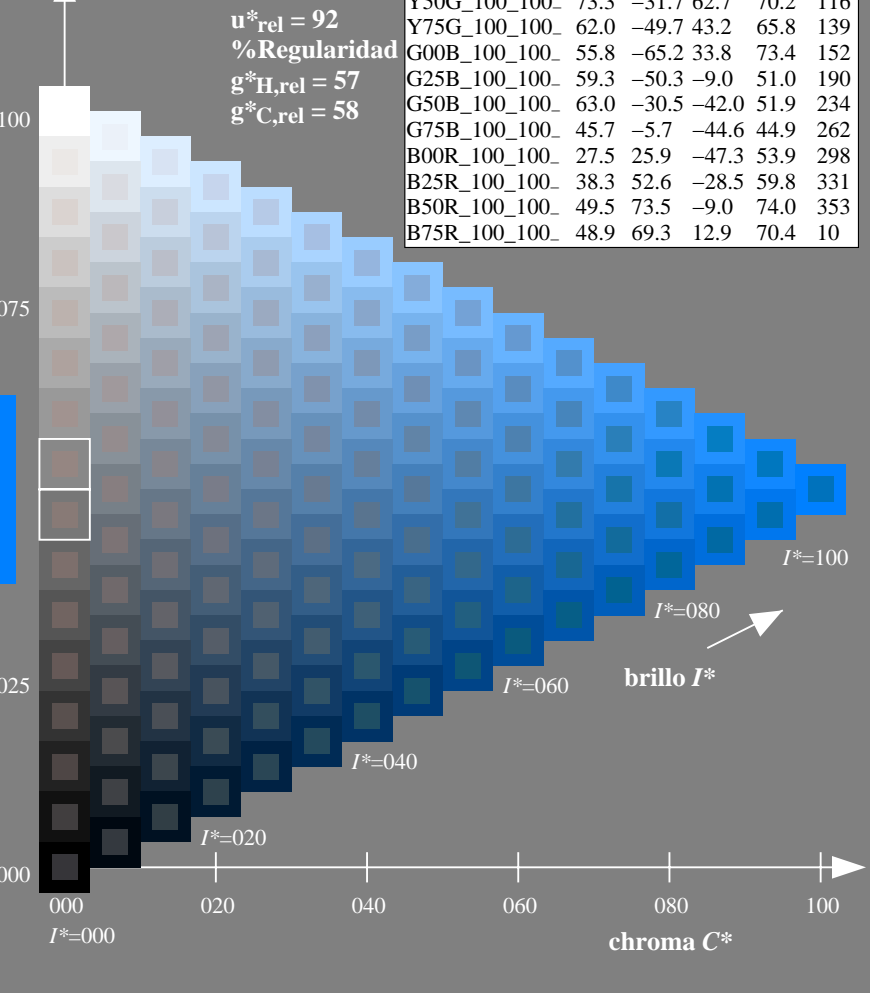

0.0 0.5 1.0 1.0 1.0

triángulo claridad T^*

%Gama
 $u^*_{rel} = 92$
%Regularidad
 $g^*_{H,rel} = 57$
 $g^*_{C,rel} = 58$

ORS20a; datos adaptados CIELAB (a)

$H^*_$	$L^*=L^*_a a^*_a$	b^*_a	$C^*_{ab,a}$	$h^*_{ab,a}$
R00Y_100_100_	48.4	66.1	40.2	77.3
R25Y_100_100_	56.8	48.0	50.5	69.6
R50Y_100_100_	68.6	25.0	63.9	68.6
R75Y_100_100_	80.6	4.8	77.2	77.3
Y00G_100_100_	90.2	-9.6	88.2	88.7
Y25G_100_100_	83.2	-18.4	79.9	81.9
Y50G_100_100_	73.3	-31.7	62.7	70.2
Y75G_100_100_	62.0	-49.7	43.2	65.8
G00B_100_100_	55.8	-65.2	33.8	73.4
G25B_100_100_	59.3	-50.3	-9.0	51.0
G50B_100_100_	63.0	-30.5	-42.0	51.9
G75B_100_100_	45.7	-5.7	-44.6	44.9
B00R_100_100_	27.5	25.9	-47.3	53.9
B25R_100_100_	38.3	52.6	-28.5	59.8
B50R_100_100_	49.5	73.5	-9.0	74.0
B75R_100_100_	48.9	69.3	12.9	70.4



vea archivos semejantes: <http://130.149.60.45/~farbmetrik/RS06/RS06.HTM>
información técnica: <http://www.ps.bam.de> o <http://130.149.60.45/~farbmetrik>

TUB matrícula: 20130201-RS06/RS06L0NP.PDF /.PS
aplicación para la medida salida en la impresión offset

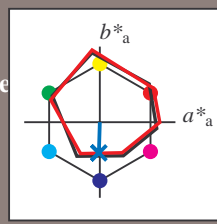
TUB material: code=rh4ta

Entrada i salida: Offset Reflective System ORS18a for relative CIELAB hue $h_{ab,a,rel} = h_{ab}/360 = 268/360 = 0.74$

$H^*_d = G75B_d$

Datos del dispositivo (d) o elemental (e) color:

HIC^*_d
código de tono para los colores
esta página:
 $H^*_d = G75B_d$
triángulo claridad T^*



ORS20a; datos adaptados CIELAB (a)

name	$L^*=L^*_a a^*_a$	b^*_a	$C^*_{ab,a}$	$h^*_{ab,a}$
R _{d, Ma}	45.4	70.9	44.8	83.9
Y _{d, Ma}	87.8	-10.2	95.4	96.0
G _{d, Ma}	50.0	-65.0	29.6	71.4
C _{d, Ma}	56.8	-25.5	-41.5	48.7
B _{d, Ma}	25.0	29.5	-40.4	50.0
M _{d, Ma}	46.1	79.3	-0.2	79.3
N _{d, Ma}	24.3	0.0	0.0	0.0
W _{d, Ma}	95.6	0.0	0.0	0.0
R _{d, CIE}	39.9	58.7	27.9	65.0
Y _{d, CIE}	81.2	-2.8	71.5	71.6
G _{d, CIE}	52.2	-42.4	13.6	44.5
B _{d, CIE}	30.5	1.4	-46.4	46.4

Los datos de color máximo (Ma):

$LabCh^*_{d, Ma}$: 41 -1 -40 40 268

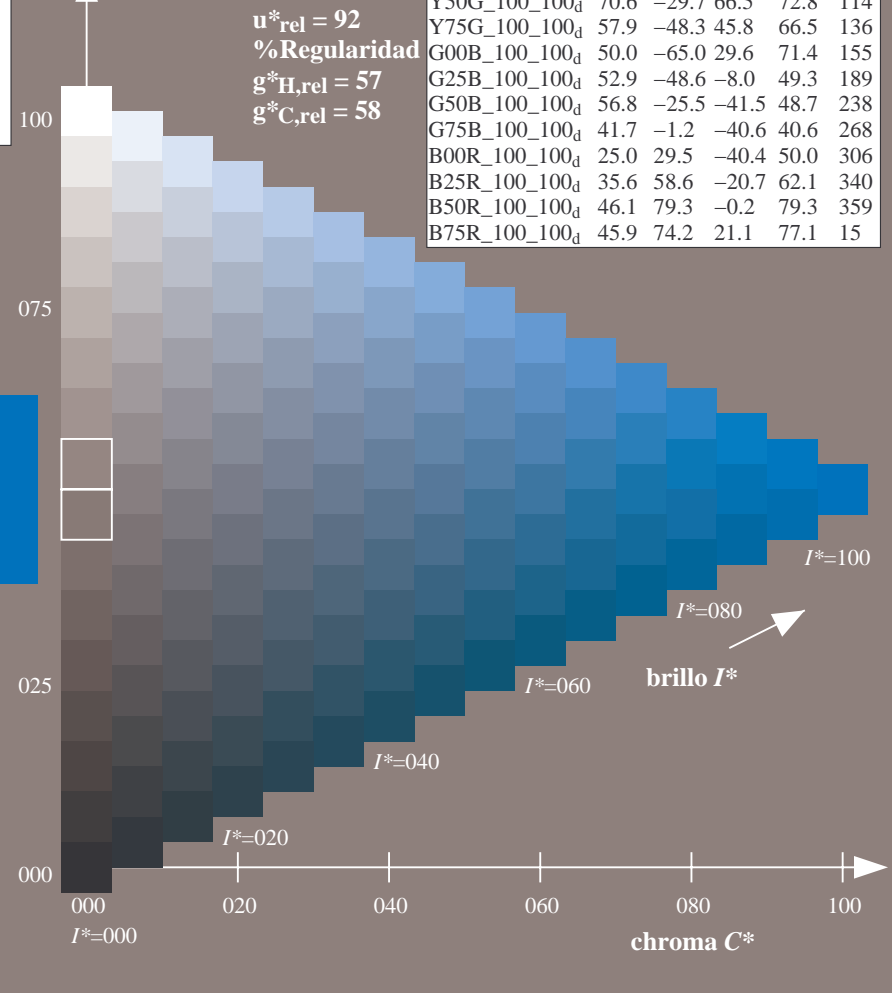
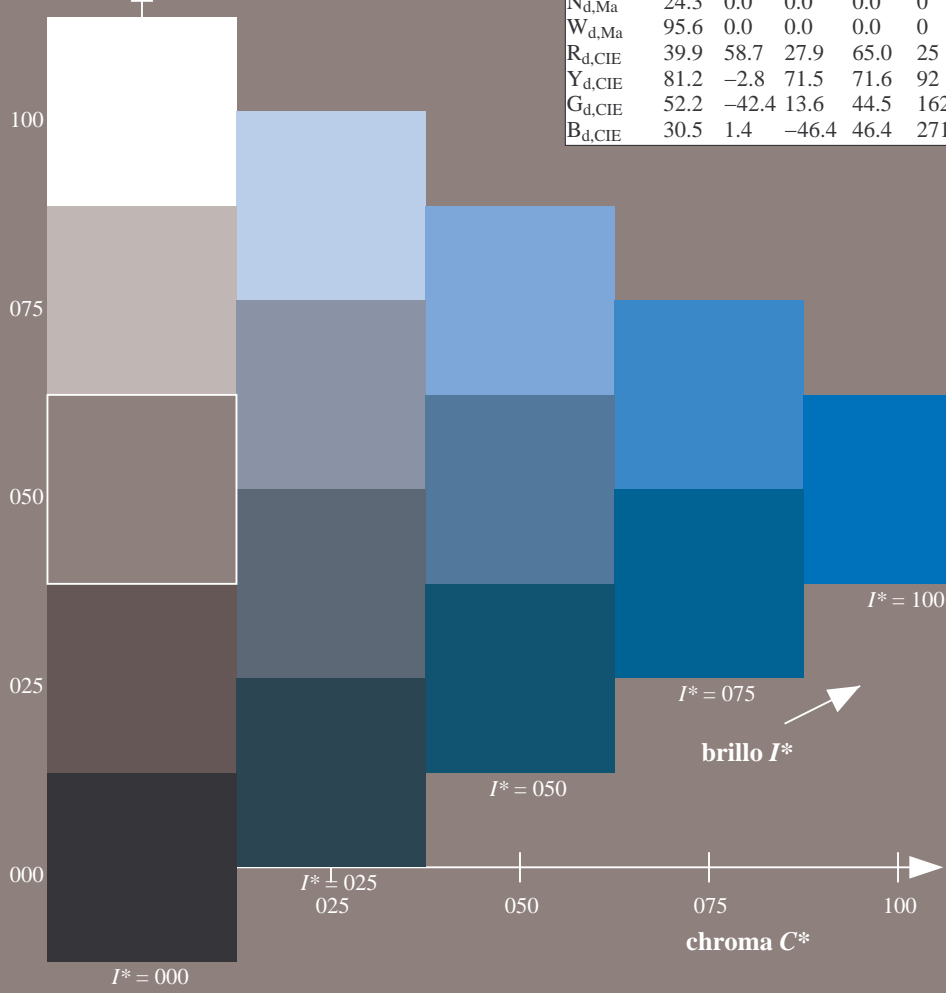
$HIC^*_{d, Ma}$: G75B_100_100d

$rgbic^*_{d, Ma}$:
0.0 0.5 1.0 1.0 1.0

triángulo claridad T^*

ORS20a; datos adaptados CIELAB (a)

H^*_d	$L^*=L^*_a a^*_a$	b^*_a	$C^*_{ab,a}$	$h^*_{ab,a}$
R00Y_100_100 _d	45.4	70.9	44.8	83.9
R25Y_100_100 _d	53.0	53.4	54.8	76.5
R50Y_100_100 _d	64.9	28.9	68.6	74.5
R75Y_100_100 _d	78.6	4.3	84.7	84.8
Y00G_100_100 _d	87.8	-10.2	95.4	96.0
Y25G_100_100 _d	81.2	-17.0	84.3	86.0
Y50G_100_100 _d	70.6	-29.7	66.5	72.8
Y75G_100_100 _d	57.9	-48.3	45.8	66.5
G00B_100_100 _d	50.0	-65.0	29.6	71.4
G25B_100_100 _d	52.9	-48.6	-8.0	49.3
G50B_100_100 _d	56.8	-25.5	-41.5	48.7
G75B_100_100 _d	41.7	-1.2	-40.6	40.6
B00R_100_100 _d	25.0	29.5	-40.4	50.0
B25R_100_100 _d	35.6	58.6	-20.7	62.1
B50R_100_100 _d	46.1	79.3	-0.2	79.3
B75R_100_100 _d	45.9	74.2	21.1	77.1

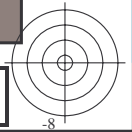


vea archivos semejantes: <http://130.149.60.45/~farbmetrik/RS06/RS06.HTM>
información técnica: <http://www.ps.bam.de> o <http://130.149.60.45/~farbmetrik>

TUB matrícula: 20130201-RS06/RS06L0NP.PDF /.PS
aplicación para la medida salida en la impresión offset, separación cmy0 (CMY0)
TUB material: code=rh4ta

gráfico TUB-RS06; código de tono: $H^*_d = G75B_d$
gráfico según a DIN 33872, 3D=0, de=0, $cmy0$

entrada: $rgb/cmyk \rightarrow rgb_d$
salida: transfiera a $cmy0_d$

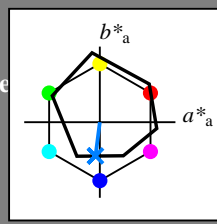


Entrada i salida: Offset Reflective System ORS18a for relative CIELAB hue $h_{ab,a,rel} = h_{ab}/360 = 262/360 = 0.72$

$H^*_ = G75B_$

Datos del dispositivo (d) o elemental (e) color:

$HIC^*_$
código de tono para los colores
esta página:
 $H^*_ = G75B_$
triángulo claridad T^*



ORS18a; datos adaptados CIELAB (a)

name	$L^*=L^*_a a^*_a$	b^*_a	$C^*_{ab,a}$	$h^*_{ab,a}$
R_.,Ma	47.9	65.3	50.5	82.6
Y_.,Ma	90.3	-10.2	91.7	92.3
G_.,Ma	50.9	-62.8	34.9	71.9
C_.,Ma	58.6	-30.3	-45.0	54.2
B_.,Ma	25.7	31.0	-44.4	54.2
M_.,Ma	48.1	75.2	-8.3	75.7
N_.,Ma	18.0	0.0	0.0	0.0
W_.,Ma	95.4	0.0	0.0	0.0
R_.,CIE	39.9	58.7	27.9	65.0
Y_.,CIE	81.2	-2.8	71.5	71.6
G_.,CIE	52.2	-42.4	13.6	44.5
B_.,CIE	30.5	1.4	-46.4	46.4

Los datos de color máximo (Ma):

$LabCh^*_{-,Ma}$: 45 -5 -44 44 262

$HIC^*_{-,Ma}$: G75B_100_100_

$rgbic^*_{-,Ma}$:

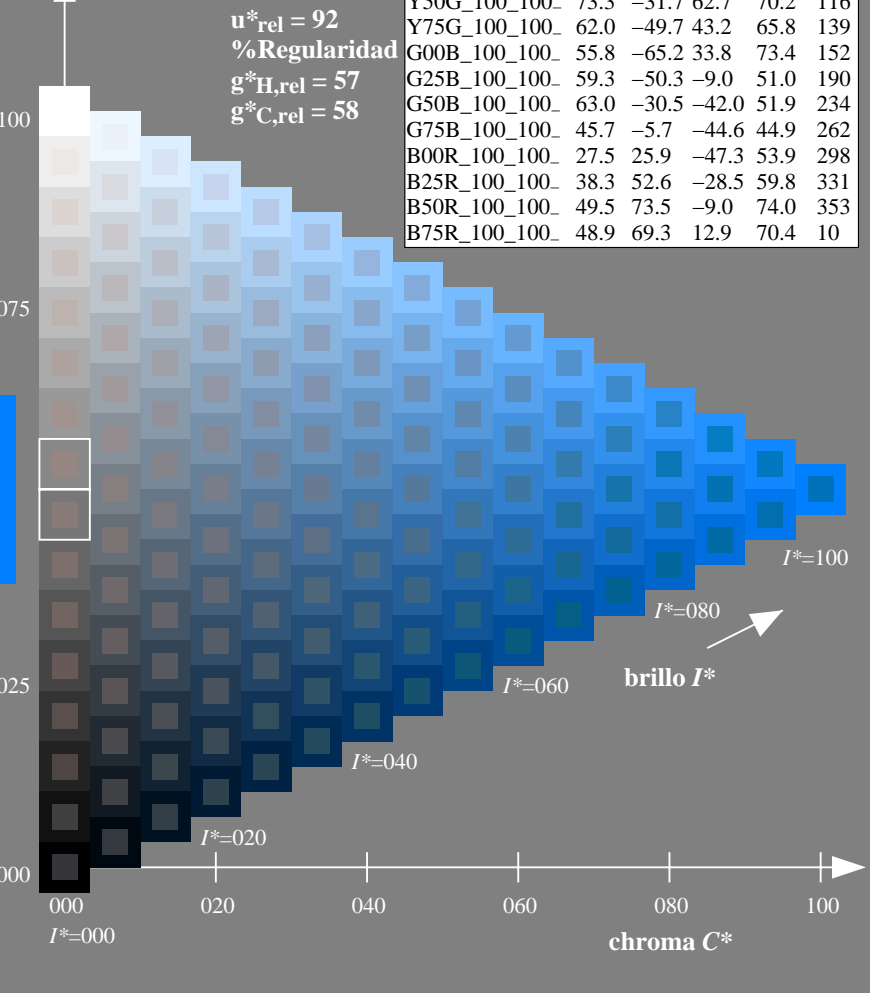

0.0 0.5 1.0 1.0 1.0

triángulo claridad T^*

%Gama
 $u^*_{rel} = 92$
%Regularidad
 $g^*_{H,rel} = 57$
 $g^*_{C,rel} = 58$

ORS20a; datos adaptados CIELAB (a)

$H^*_$	$L^*=L^*_a a^*_a$	b^*_a	$C^*_{ab,a}$	$h^*_{ab,a}$
R00Y_100_100_	48.4	66.1	40.2	77.3
R25Y_100_100_	56.8	48.0	50.5	69.6
R50Y_100_100_	68.6	25.0	63.9	68.6
R75Y_100_100_	80.6	4.8	77.2	77.3
Y00G_100_100_	90.2	-9.6	88.2	88.7
Y25G_100_100_	83.2	-18.4	79.9	81.9
Y50G_100_100_	73.3	-31.7	62.7	70.2
Y75G_100_100_	62.0	-49.7	43.2	65.8
G00B_100_100_	55.8	-65.2	33.8	73.4
G25B_100_100_	59.3	-50.3	-9.0	51.0
G50B_100_100_	63.0	-30.5	-42.0	51.9
G75B_100_100_	45.7	-5.7	-44.6	44.9
B00R_100_100_	27.5	25.9	-47.3	53.9
B25R_100_100_	38.3	52.6	-28.5	59.8
B50R_100_100_	49.5	73.5	-9.0	74.0
B75R_100_100_	48.9	69.3	12.9	70.4



vea archivos semejantes: <http://130.149.60.45/~farbmetrik/RS06/RS06.HTM>
información técnica: <http://www.ps.bam.de> o <http://130.149.60.45/~farbmetrik>

TUB matrícula: 20130201-RS06/RS06L0NP.PDF /.PS
aplicación para la medida salida en la impresión offset

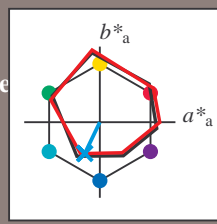
TUB material: code=rh4ta

Entrada i salida: Offset Reflective System ORS18a for relative CIELAB hue $h_{ab,a,rel} = h_{ab}/360 = 244/360 = 0.67$

$H^*_e = G75B_e$

Datos del dispositivo (d) o elemental (e) color:

HIC^*_e
código de tono para los colores esta página:
 $H^*_e = G75B_e$
triángulo claridad T^*



ORS20a; datos adaptados CIELAB (a)

name	$L^*=L^*_a$	a^*_a	b^*_a	$C^*_{ab,a}$	$h^*_{ab,a}$
Re,Ma	45.6	72.2	34.4	80.0	25
Ye,Ma	83.6	-3.6	90.4	90.4	92
Ge,Ma	50.6	-62.1	19.9	65.2	162
Ce,Ma	55.0	-36.2	-27.2	45.3	216
Be,Ma	40.2	1.2	-40.6	40.6	271
Me,Ma	31.1	47.7	-29.1	55.9	328
Ne,Ma	24.3	0.0	0.0	0.0	0
We,Ma	95.6	0.0	0.0	0.0	0
Re,CIE	39.9	58.7	27.9	65.0	25
Ye,CIE	81.2	-2.8	71.5	71.6	92
Ge,CIE	52.2	-42.4	13.6	44.5	162
Be,CIE	30.5	1.4	-46.4	46.4	271

Los datos de color máximo (Ma):

$LabCh^*_{e, Ma}: 53 \ -19 \ -41 \ 45 \ 244$

$HIC^*_{e, Ma}: G75B_100_100_e$

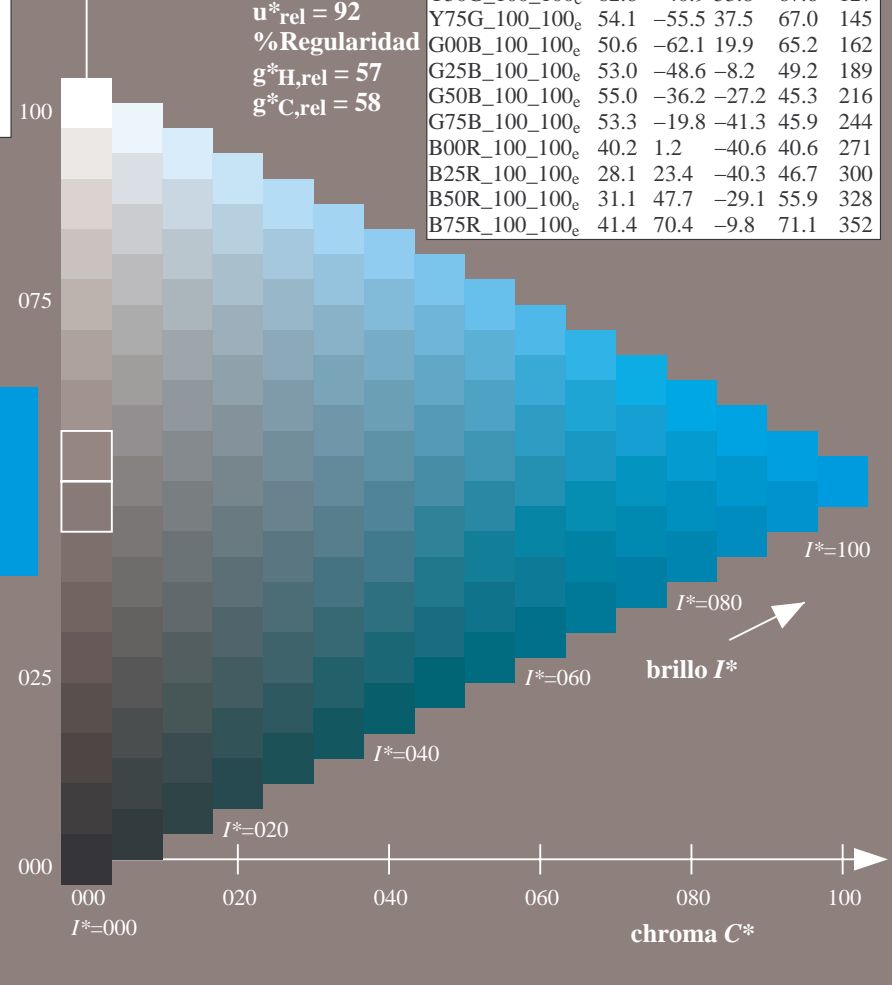
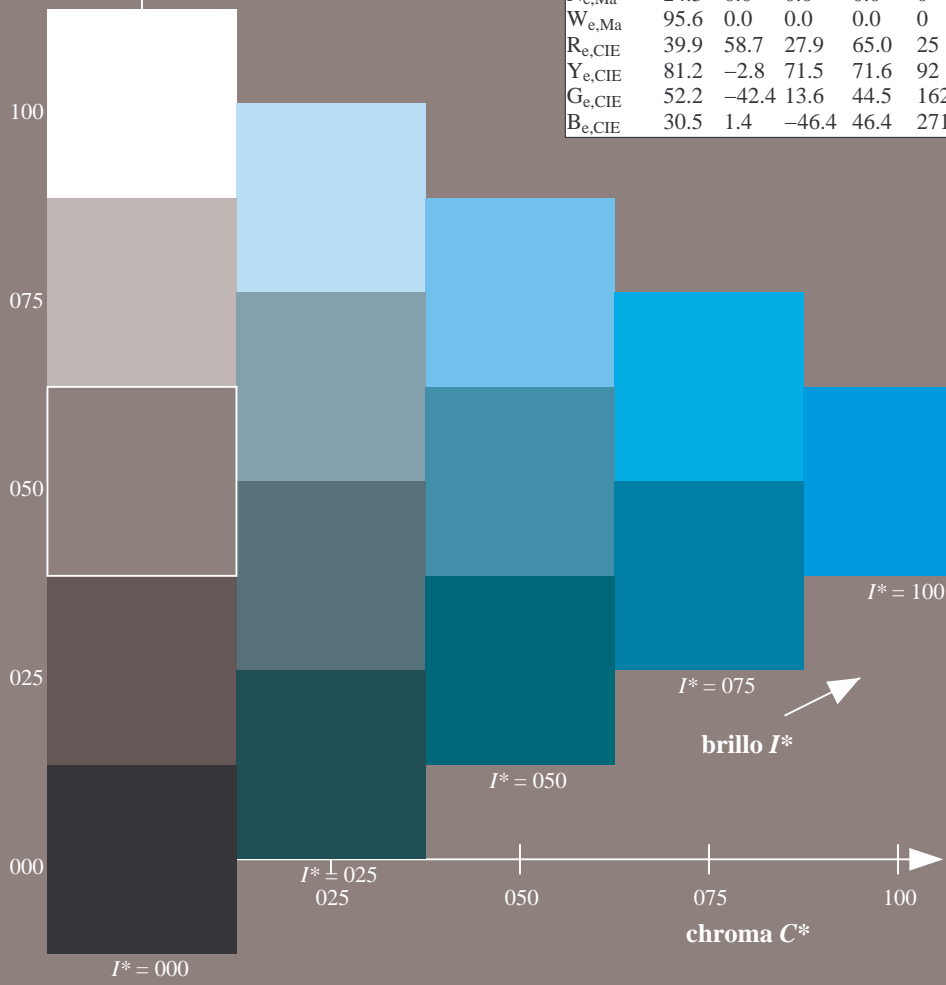
$rgbic^*_{e, Ma}: 0.0 \ 0.84 \ 1.0 \ 1.0 \ 1.0$

triángulo claridad T^*

%Gama
 $u^*_{rel} = 92$
%Regularidad
 $g^*_{H,rel} = 57$
 $g^*_{C,rel} = 58$

ORS20a; datos adaptados CIELAB (a)

H^*_e	$L^*=L^*_a$	a^*_a	b^*_a	$C^*_{ab,a}$	$h^*_{ab,a}$
R00Y_100_100_e	45.6	72.2	34.4	80.0	25
R25Y_100_100_e	50.5	59.2	51.6	78.6	41
R50Y_100_100_e	60.2	38.2	63.4	74.1	58
R75Y_100_100_e	70.9	17.9	75.9	77.9	76
Y00G_100_100_e	83.6	-3.6	90.4	90.4	92
Y25G_100_100_e	74.5	-25.0	74.3	78.4	108
Y50G_100_100_e	62.6	-40.9	53.8	67.6	127
Y75G_100_100_e	54.1	-55.5	37.5	67.0	145
G00B_100_100_e	50.6	-62.1	19.9	65.2	162
G25B_100_100_e	53.0	-48.6	-8.2	49.2	189
G50B_100_100_e	55.0	-36.2	-27.2	45.3	216
G75B_100_100_e	53.3	-19.8	-41.3	45.9	244
B00R_100_100_e	40.2	1.2	-40.6	40.6	271
B25R_100_100_e	28.1	23.4	-40.3	46.7	300
B50R_100_100_e	31.1	47.7	-29.1	55.9	328
B75R_100_100_e	41.4	70.4	-9.8	71.1	352



vea archivos semejantes: <http://130.149.60.45/~farbmetrik/RS06/RS06.HTM>
información técnica: <http://www.ps.bam.de> o <http://130.149.60.45/~farbmetrik>

TUB matrícula: 20130201-RS06/RS06LONP.PDF /.PS
aplicación para la medida salida en la impresión offset, separación cmy0 (CMY0)
TUB material: code=rh4ta

gráfico TUB-RS06; código de tono: $H^*_e=G75B_e$
gráfico según a DIN 33872, 3D=0, de=1, $cmy0$

entrada: $rgb/cmyk \rightarrow rgb_e$
salida: transfiera a $cmy0_e$

