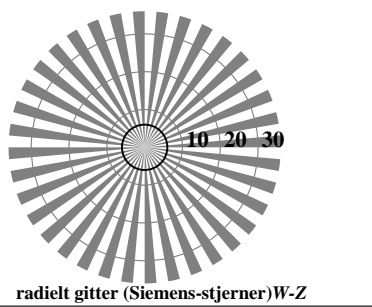

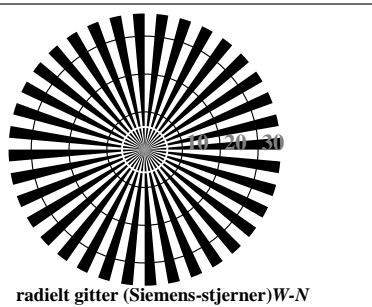



http://130.149.60.45/~farbmetrik/RN98/RN98LONP.PDF /.PS; start output
N: ingen 3D-linearisering (OL) i fil (F) eller PS-startup (S), side 1/2

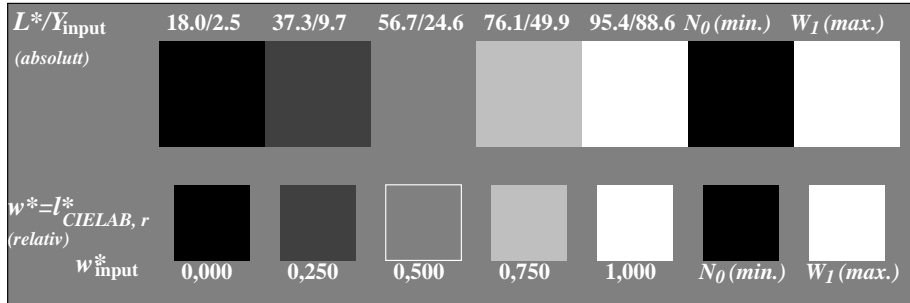
se lignende filer: http://130.149.60.45/~farbmetrik/RN98/RN98.HTM
teknisk informasjon: http://www.ps.bam.de eller http://130.149.60.45/~farbmetrik

TUB registrering: 20150901-RN98/RN98LONP.PDF /.PS
anvendelse for måling av ofsetrykk output

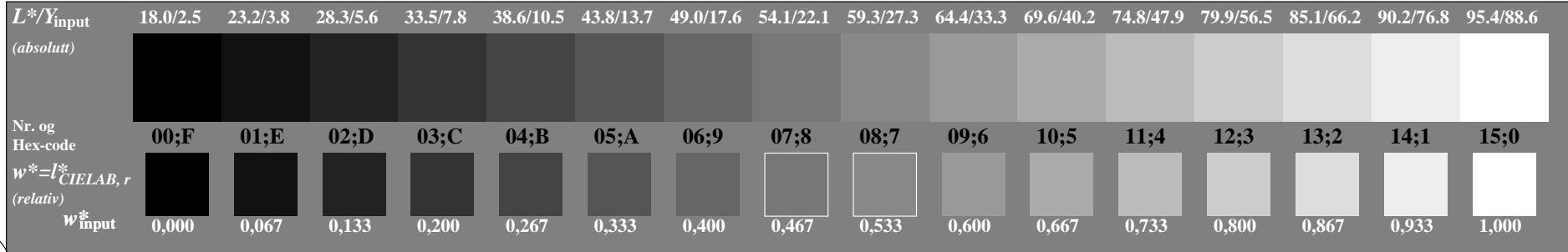
TUB-material: code=rh4ta



RN980-3, Figur A1W-: Element A: Radielt gitter N-W, W-N, N-Z og W-Z; PS operator: w* setgray



RN980-5, Figur A2W-: Element B: 5 visuelle ekvidistante L^* -gråtrinn + N_0 + W_1 ; PS operator: w* setgray



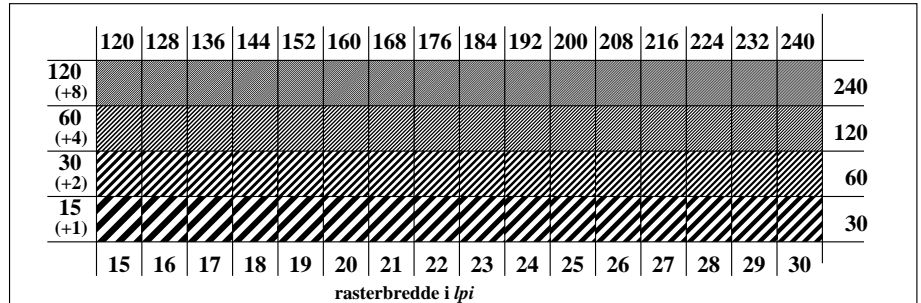
RN980-7, Figur A3W-: Element C: 16 visuelle ekvidistante L^* -gråtrinn; PS operator: w* setgray

prøveplansje RN98; ME16(ISO 9241-306), 3(ISO/IEC 15775) input: rgb/cmyk -> rgb/cmyk
akromatisk prøveplansje N output: ingen endring

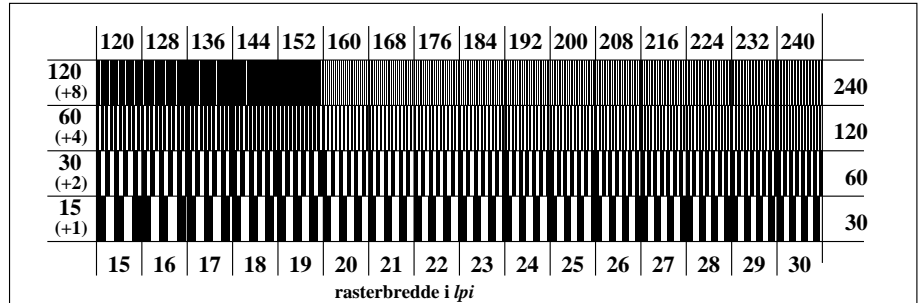
omfelt-trinn Hex-code	0	1	ring-trinn Hex-code	0-1
	7	8		7-8
	E	F		E-F
	2	0		2-0
	8	6		8-6
	F	D		F-D

Landoltringer W-N kode: omfelt-ring

RN981-1, Figur A4W-: Element D: Landoltringer W-N; PS operator: w* setgray



RN981-3, Figur A5W-: Element E: Linjeraster med 45° (eller 135°); PS operator: w* setgray



RN981-5, Figur A6W-: Element F: Linjeraster med 90° (eller 0°); PS operator: w* setgray

