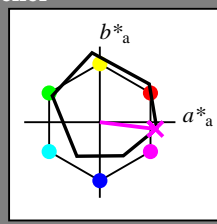


Input og output: Offset-Reflektiv-System ORS18a for relativ CIELAB fargetone  $h_{ab,a,rel} = h_{ab}/360 = 353/360 = 0.98$

$H^*_- = B50R_-$

Data for ethvert apparat (d) eller elementærfarge (e):



**ORS18a; adapterte (a) CIELAB data**

navn	$L^*=L^*_a a^*_a$	$b^*_a$	$C^*_{ab,a}$	$h^*_{ab,a}$	
R <sub>-,Ma</sub>	47.9	65.3	50.5	82.6	37
Y <sub>-,Ma</sub>	90.3	-10.2	91.7	92.3	96
G <sub>-,Ma</sub>	50.9	-62.8	34.9	71.9	150
C <sub>-,Ma</sub>	58.6	-30.3	-45.0	54.2	236
B <sub>-,Ma</sub>	25.7	31.0	-44.4	54.2	305
M <sub>-,Ma</sub>	48.1	75.2	-8.3	75.7	353
N <sub>-,Ma</sub>	18.0	0.0	0.0	0.0	0
W <sub>-,Ma</sub>	95.4	0.0	0.0	0.0	0
R <sub>-,CIE</sub>	39.9	58.7	27.9	65.0	25
Y <sub>-,CIE</sub>	81.2	-2.8	71.5	71.6	92
G <sub>-,CIE</sub>	52.2	-42.4	13.6	44.5	162
B <sub>-,CIE</sub>	30.5	1.4	-46.4	46.4	271

Data for maksimalfarge (Ma):

$LabCh^*_{-,Ma}$ : 49 73 -9 74 353

$HIC^*_{-,Ma}$ : B50R\_100\_100\_

$rgbic^*_{-,Ma}$ :

1.0 0.0 1.0 1.0 1.0

trekantslyshet  $T^*$

**ORS20a; adapterte (a) CIELAB data**

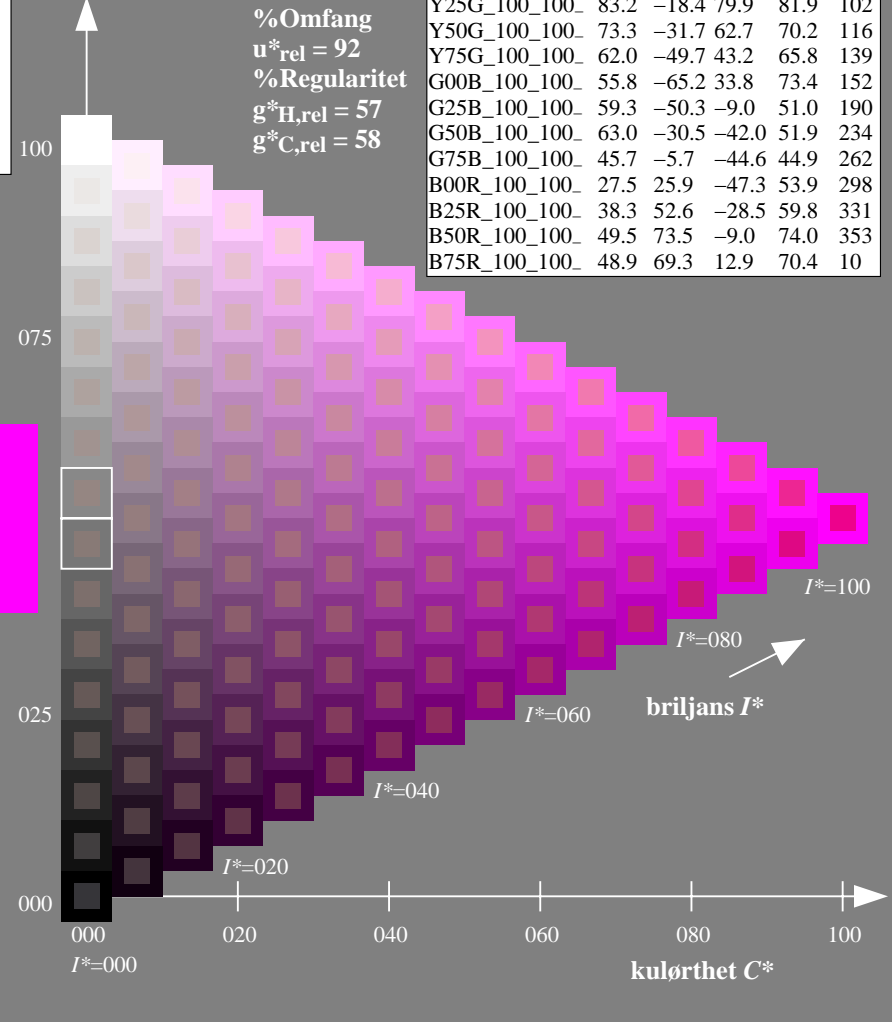
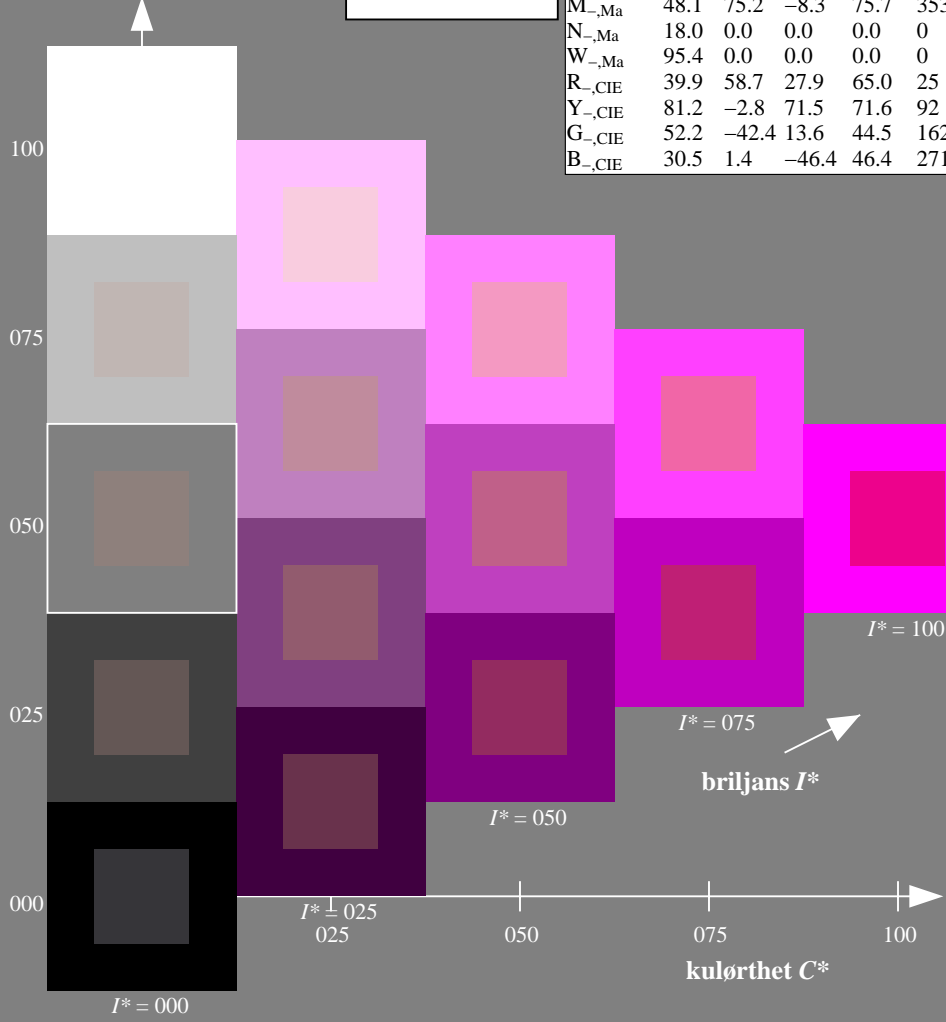
$H^*_-$	$L^*=L^*_a a^*_a$	$b^*_a$	$C^*_{ab,a}$	$h^*_{ab,a}$	
R00Y_100_100_	48.4	66.1	40.2	77.3	31
R25Y_100_100_	56.8	48.0	50.5	69.6	46
R50Y_100_100_	68.6	25.0	63.9	68.6	68
R75Y_100_100_	80.6	4.8	77.2	77.3	86
Y00G_100_100_	90.2	-9.6	88.2	88.7	96
Y25G_100_100_	83.2	-18.4	79.9	81.9	102
Y50G_100_100_	73.3	-31.7	62.7	70.2	116
Y75G_100_100_	62.0	-49.7	43.2	65.8	139
G00B_100_100_	55.8	-65.2	33.8	73.4	152
G25B_100_100_	59.3	-50.3	-9.0	51.0	190
G50B_100_100_	63.0	-30.5	-42.0	51.9	234
G75B_100_100_	45.7	-5.7	-44.6	44.9	262
B00R_100_100_	27.5	25.9	-47.3	53.9	298
B25R_100_100_	38.3	52.6	-28.5	59.8	331
B50R_100_100_	49.5	73.5	-9.0	74.0	353
B75R_100_100_	48.9	69.3	12.9	70.4	10

$HIC^*_-$

fargetonetekst for fargene på denne siden:

$H^*_- = B50R_-$

trekantslyshet  $T^*$

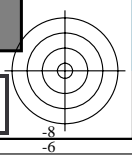
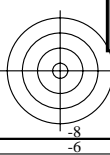


%Omfang  
 $u^*_{rel} = 92$   
 %Regularitet  
 $g^*_{H,rel} = 57$   
 $g^*_{C,rel} = 58$

se liggende filer: http://130.149.60.45/~farbmetrik/RN30/RN30.HTM  
teknisk informasjon: http://www.ps.bam.de eller http://130.149.60.45/~farbmetrik

TUB registrering: 20130201-RN30/RN30LONA.TXT /.PS  
anvendelse for måling av display output

TUB-material: code=rh4ta



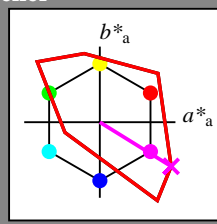
Input og output: Fjernsyn-Lysfarge-System TLS00a for relativ CIELAB fargetone  $h_{ab,a,rel} = h_{ab}/360 = 328/360 = 0.91$

$H^*_d = B50R_d$

Data for ethvert apparat (d) eller elementærfarge (e):  
 $HIC^*_d$

fargetonetekst for fargene på denne siden:  
 $H^*_d = B50R_d$

trekantslyshet  $T^*$



**TLS00a; adapterte (a) CIELAB data**

navn	$L^*=L^*_a$	$a^*_a$	$b^*_a$	$C^*_{ab,a}$	$h^*_{ab,a}$
R <sub>d,Ma</sub>	50.4	76.9	64.5	100.4	40
Y <sub>d,Ma</sub>	92.6	-20.7	90.7	93.0	102
G <sub>d,Ma</sub>	83.6	-82.7	79.8	115.0	136
C <sub>d,Ma</sub>	86.8	-46.1	-13.5	48.1	196
B <sub>d,Ma</sub>	30.3	76.0	-103.5	128.5	306
M <sub>d,Ma</sub>	57.2	94.3	-58.4	110.9	328
N <sub>d,Ma</sub>	0.0	0.0	0.0	0.0	0
W <sub>d,Ma</sub>	95.4	0.0	0.0	0.0	0
R <sub>d,CIE</sub>	39.9	58.7	27.9	65.0	25
Y <sub>d,CIE</sub>	81.2	-2.8	71.5	71.6	92
G <sub>d,CIE</sub>	52.2	-42.4	13.6	44.5	162
B <sub>d,CIE</sub>	30.5	1.4	-46.4	46.4	271

Data for maksimalfarge (Ma):  
 $LabCh^*_{d,Ma}: 57\ 94\ -58\ 110\ 328$

$HIC^*_{d,Ma}: B50R\_100\_100_d$

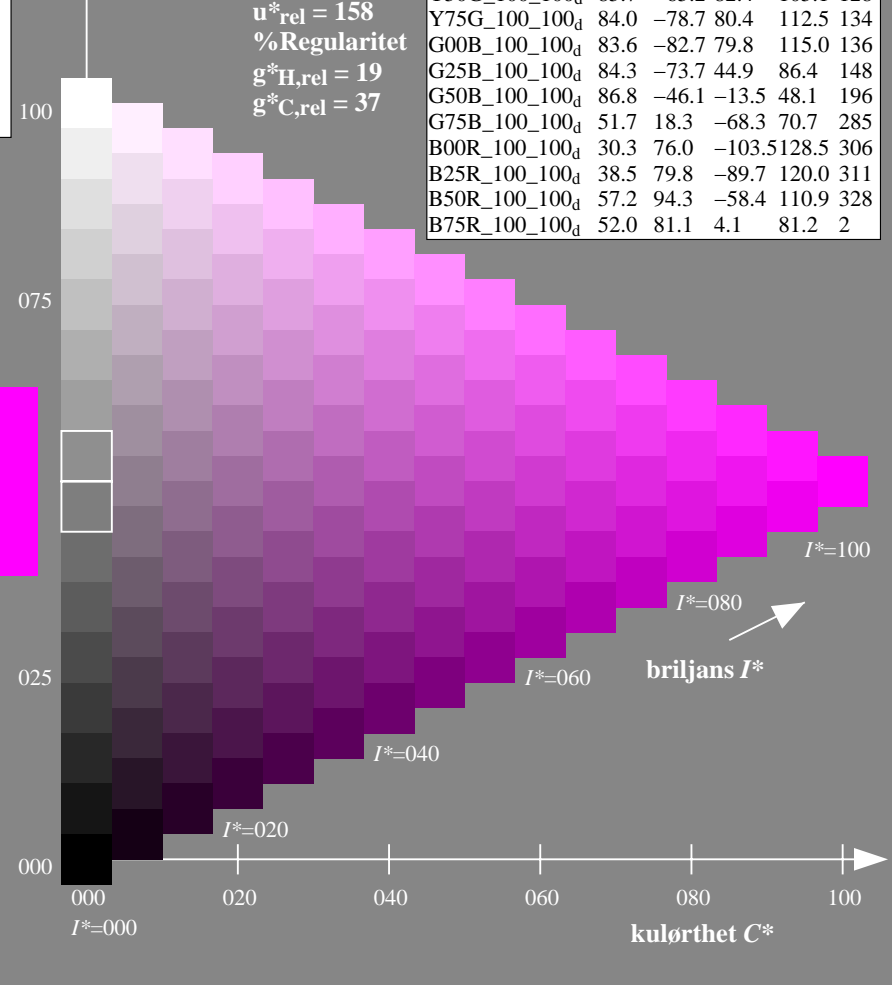
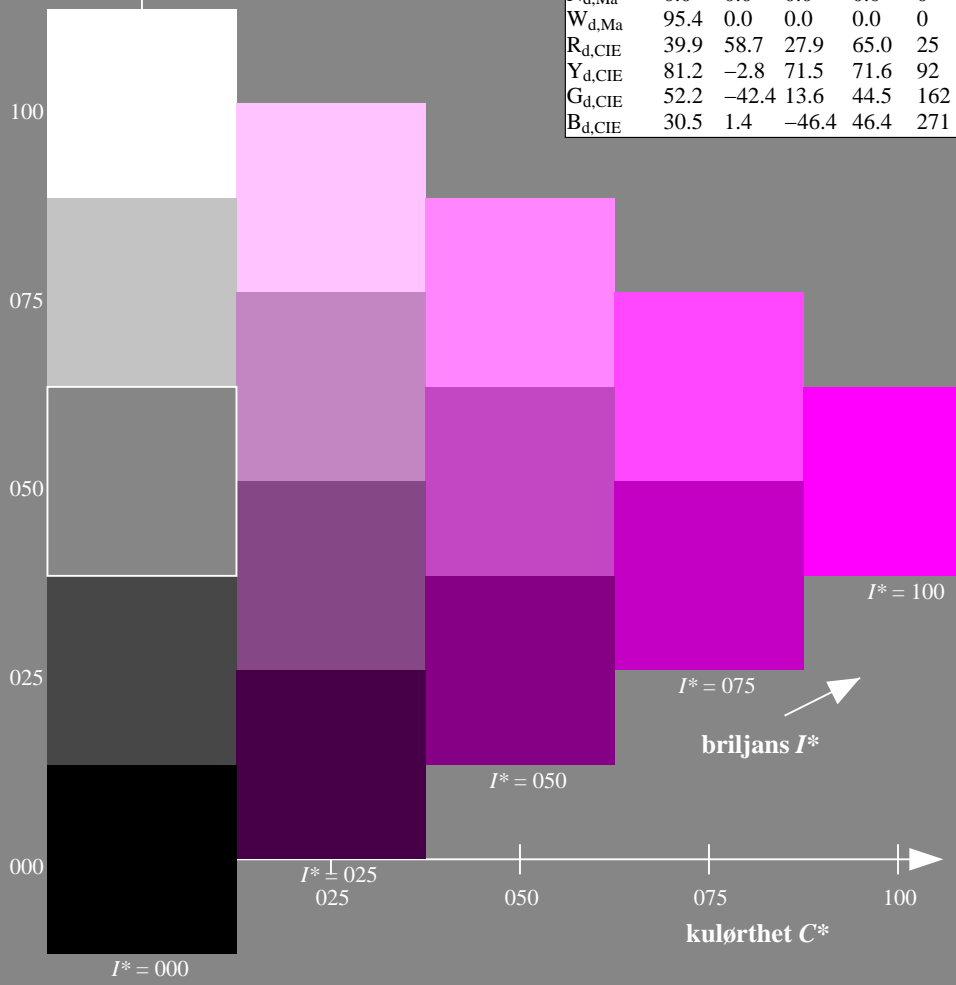
$rgbic^*_{d,Ma}: 1.0\ 0.0\ 1.0\ 1.0\ 1.0$

trekantslyshet  $T^*$

**TLS00a; adapterte (a) CIELAB data**

$H^*_d$	$L^*=L^*_a$	$a^*_a$	$b^*_a$	$C^*_{ab,a}$	$h^*_{ab,a}$
R00Y_100_100 <sub>d</sub>	50.4	76.9	64.5	100.4	40
R25Y_100_100 <sub>d</sub>	53.7	67.6	65.8	94.4	44
R50Y_100_100 <sub>d</sub>	63.6	41.3	71.0	82.2	59
R75Y_100_100 <sub>d</sub>	78.2	7.8	80.6	81.0	84
Y00G_100_100 <sub>d</sub>	92.6	-20.7	90.7	93.0	102
Y25G_100_100 <sub>d</sub>	88.7	-43.3	86.2	96.5	116
Y50G_100_100 <sub>d</sub>	85.7	-65.2	82.4	105.1	128
Y75G_100_100 <sub>d</sub>	84.0	-78.7	80.4	112.5	134
G00B_100_100 <sub>d</sub>	83.6	-82.7	79.8	115.0	136
G25B_100_100 <sub>d</sub>	84.3	-73.7	44.9	86.4	148
G50B_100_100 <sub>d</sub>	86.8	-46.1	-13.5	48.1	196
G75B_100_100 <sub>d</sub>	51.7	18.3	-68.3	70.7	285
B00R_100_100 <sub>d</sub>	30.3	76.0	-103.5	128.5	306
B25R_100_100 <sub>d</sub>	38.5	79.8	-89.7	120.0	311
B50R_100_100 <sub>d</sub>	57.2	94.3	-58.4	110.9	328
B75R_100_100 <sub>d</sub>	52.0	81.1	4.1	81.2	2

%Omfang  
 $u^*_{rel} = 158$   
%Regularitet  
 $g^*_{H,rel} = 19$   
 $g^*_{C,rel} = 37$



se liggende filer: <http://130.149.60.45/~farbmetrik/RN30/RN30.HTM>  
teknisk informasjon: <http://www.ps.bam.de> eller <http://130.149.60.45/~farbmetrik>

TUB registrering: 20130201-RN30/RN30LONA.TXT /.PS  
anvendelse for måling av display output, ingen separasjon

TUB-material: code=rh4ta

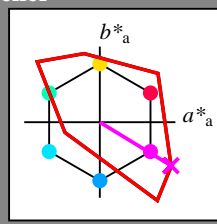


Input og output: Fjernsyn-Lysfarge-System TLS00a for relativ CIELAB fargetone  $h_{ab,a,rel} = h_{ab}/360 = 328/360 = 0.91$

$H^*_e = B50R_e$

Data for ethvert apparat (d) eller elementærfarge (e):

$HIC^*_e$   
fargetonetekst for fargene på denne siden:  
 $H^*_e = B50R_e$   
trekantslyshet  $T^*$



**TLS00a; adapterte (a) CIELAB data**

navn	$L^*=L^*_a$	$a^*_a$	$b^*_a$	$C^*_{ab,a}$	$h^*_{ab,a}$
Re,Ma	50.9	78.3	37.3	86.7	25
Ye,Ma	83.7	-3.4	84.5	84.5	92
Ge,Ma	85.1	-64.6	20.7	67.9	162
Ce,Ma	79.0	-34.2	-25.7	42.8	216
Be,Ma	59.2	1.7	-56.6	56.6	271
Me,Ma	57.1	94.1	-57.4	110.3	328
Ne,Ma	0.0	0.0	0.0	0.0	0
We,Ma	95.4	0.0	0.0	0.0	0
Re,CIE	39.9	58.7	27.9	65.0	25
Ye,CIE	81.2	-2.8	71.5	71.6	92
Ge,CIE	52.2	-42.4	13.6	44.5	162
Be,CIE	30.5	1.4	-46.4	46.4	271

Data for maksimalfarge (Ma):

$LabCh^*_{e, Ma}: 57\ 94\ -57\ 110\ 328$

$HIC^*_{e, Ma}: B50R\_100\_100_e$

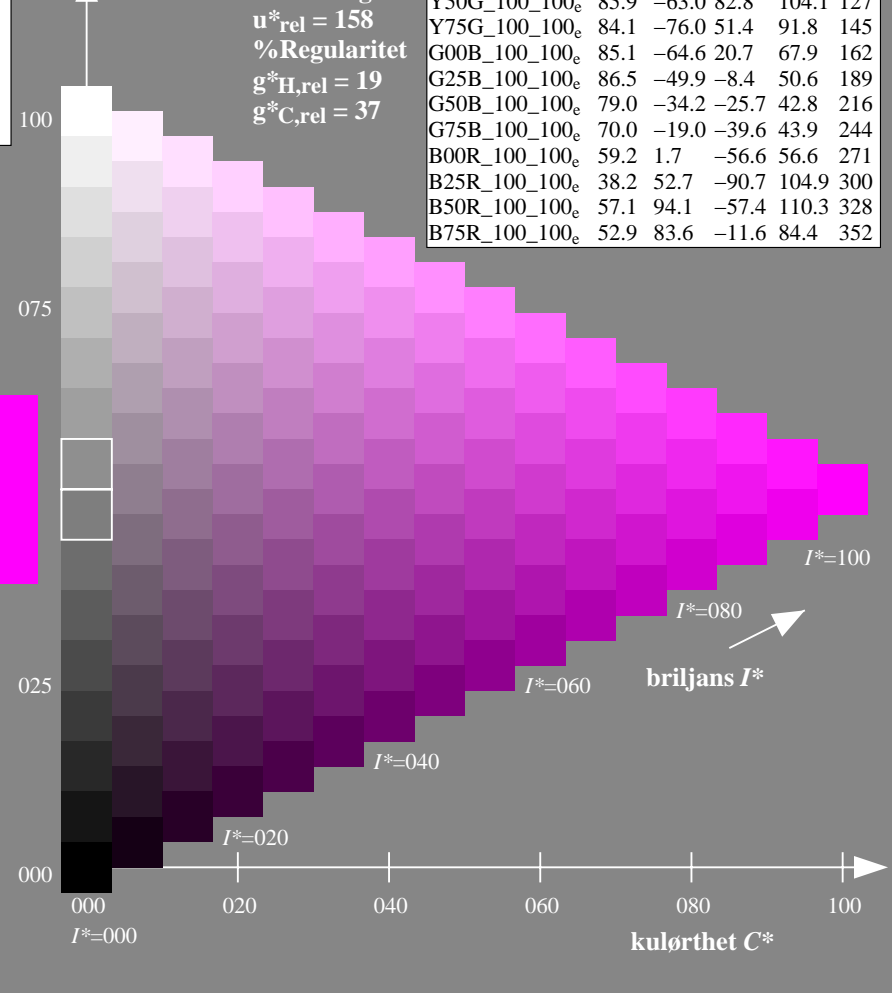
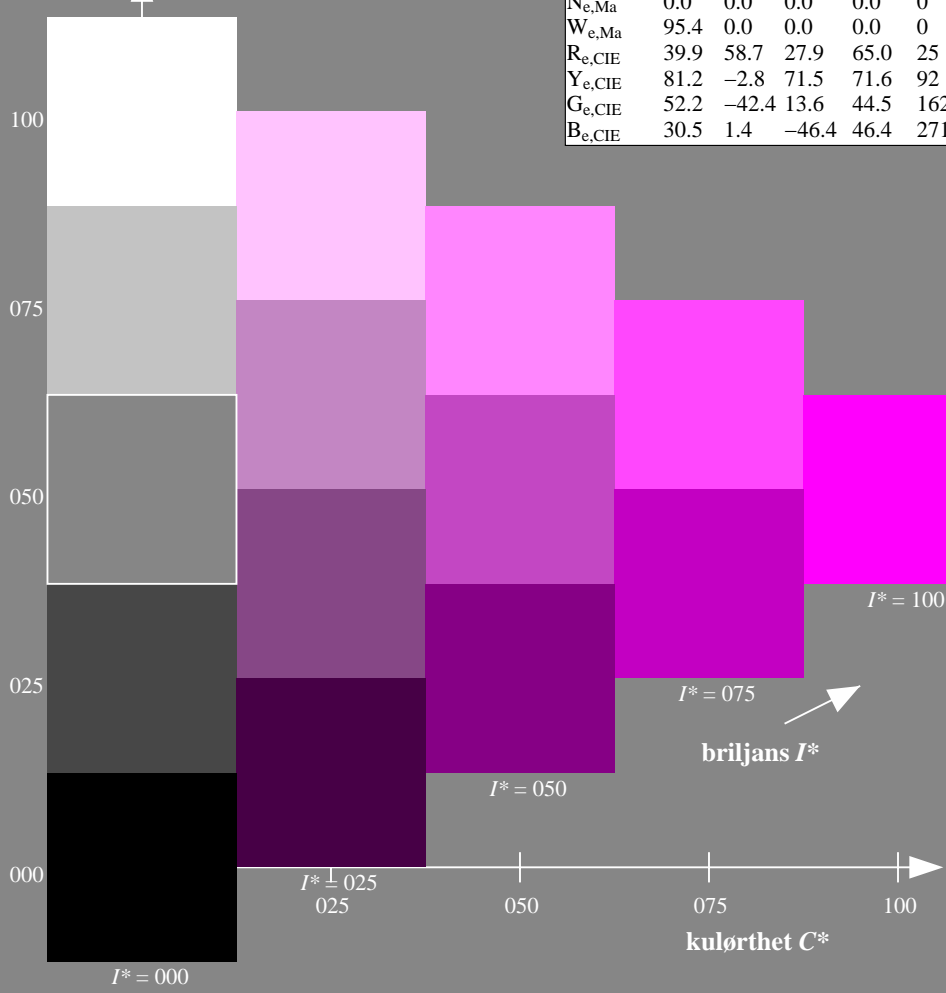
$rgbic^*_{e, Ma}: 1.0\ 0.0\ 0.99\ 1.0\ 1.0$

trekantslyshet  $T^*$

**TLS00a; adapterte (a) CIELAB data**

$H^*_e$	$L^*=L^*_a$	$a^*_a$	$b^*_a$	$C^*_{ab,a}$	$h^*_{ab,a}$
R00Y_100_100_e	50.9	78.3	37.3	86.7	25
R25Y_100_100_e	51.3	74.4	64.8	98.7	41
R50Y_100_100_e	63.1	42.7	70.8	82.7	58
R75Y_100_100_e	73.5	18.3	77.7	79.8	76
Y00G_100_100_e	83.7	-3.4	84.5	84.5	92
Y25G_100_100_e	91.0	-29.9	88.9	93.8	108
Y50G_100_100_e	85.9	-63.0	82.8	104.1	127
Y75G_100_100_e	84.1	-76.0	51.4	91.8	145
G00B_100_100_e	85.1	-64.6	20.7	67.9	162
G25B_100_100_e	86.5	-49.9	-8.4	50.6	189
G50B_100_100_e	79.0	-34.2	-25.7	42.8	216
G75B_100_100_e	70.0	-19.0	-39.6	43.9	244
B00R_100_100_e	59.2	1.7	-56.6	56.6	271
B25R_100_100_e	38.2	52.7	-90.7	104.9	300
B50R_100_100_e	57.1	94.1	-57.4	110.3	328
B75R_100_100_e	52.9	83.6	-11.6	84.4	352

%Omfang  
 $u^*_{rel} = 158$   
%Regularitet  
 $g^*_{H,rel} = 19$   
 $g^*_{C,rel} = 37$



se liggende filer: <http://130.149.60.45/~farbmetrik/RN30/RN30.HTM>  
teknisk informasjon: <http://www.ps.bam.de> eller <http://130.149.60.45/~farbmetrik>

TUB registrering: 20130201-RN30/RN30LONA.TXT /.PS  
anvendelse for måling av display output, ingen separasjon

TUB-material: code=rh4ta

