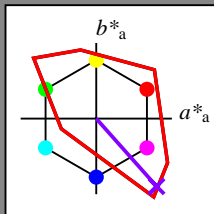


Input og output: Fjernsyn-Lysfarge-System TLS00a for relativ CIELAB fargetone  $h_{ab,a,rel} = h_{ab}/360 = 311/360 = 0.86$

Data for ethvert apparat (d) eller elementærfarge (e):

$HIC^*_d$   
fargetonetekst for fargene på denne siden:  
 $H^*_d = B25R_d$   
trekantslyshet  $T^*$



TLS00a; adapterte (a) CIELAB data					
navn	$L^*=L^*_a$	$a^*_a$	$b^*_a$	$C^*_{ab,a}$	$h^*_{ab,a}$
R <sub>d, Ma</sub>	50.4	76.9	64.5	100.4	40
Y <sub>d, Ma</sub>	92.6	-20.7	90.7	93.0	102
G <sub>d, Ma</sub>	83.6	-82.7	79.8	115.0	136
C <sub>d, Ma</sub>	86.8	-46.1	-13.5	48.1	196
B <sub>d, Ma</sub>	30.3	76.0	-103.5	128.5	306
M <sub>d, Ma</sub>	57.2	94.3	-58.4	110.9	328
N <sub>d, Ma</sub>	0.0	0.0	0.0	0.0	0
W <sub>d, Ma</sub>	95.4	0.0	0.0	0.0	0
R <sub>d, CIE</sub>	39.9	58.7	27.9	65.0	25
Y <sub>d, CIE</sub>	81.2	-2.8	71.5	71.6	92
G <sub>d, CIE</sub>	52.2	-42.4	13.6	44.5	162
B <sub>d, CIE</sub>	30.5	1.4	-46.4	46.4	271

Data for maksimalfarge (Ma):

LabCh<sub>d, Ma</sub>: 38 79 -89 120 311

$HIC^*_d, Ma$ : B25R\_100\_100<sub>d</sub>

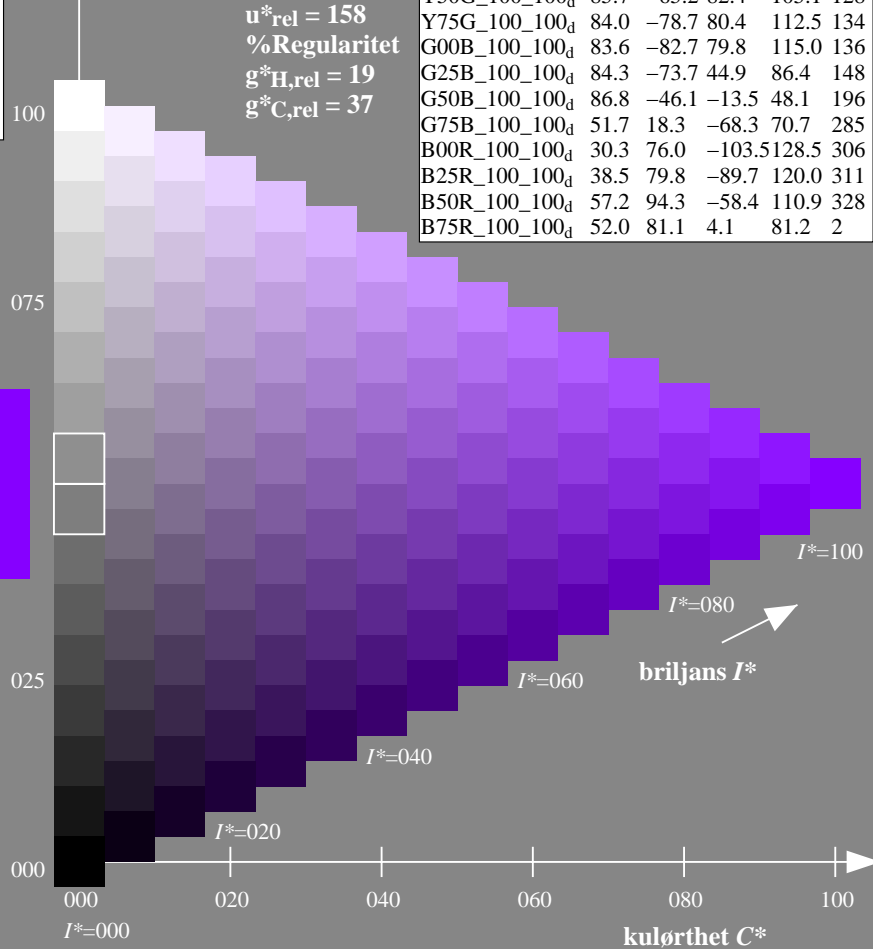
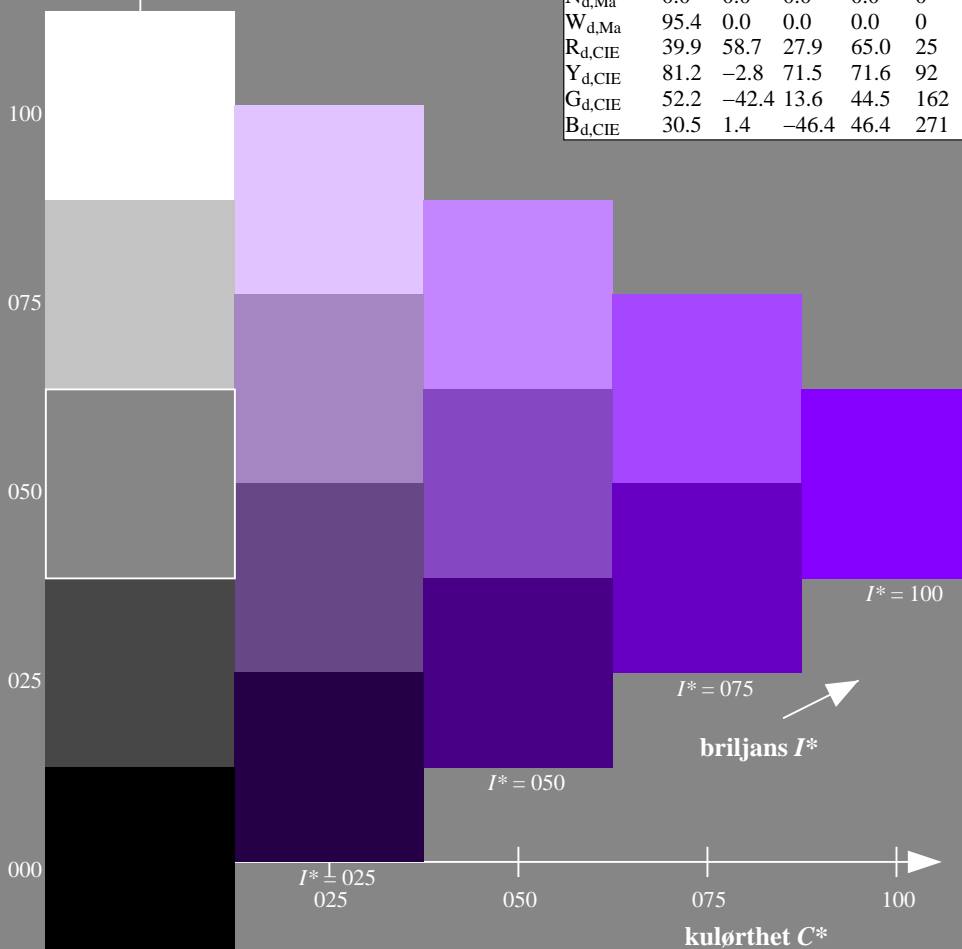
rgbic<sub>d, Ma</sub>:

0.5 0.0 1.0 1.0 1.0

trekantslyshet  $T^*$

TLS00a; adapterte (a) CIELAB data					
$H^*_d$	$L^*=L^*_a$	$a^*_a$	$b^*_a$	$C^*_{ab,a}$	$h^*_{ab,a}$
R00Y_100_100 <sub>d</sub>	50.4	76.9	64.5	100.4	40
R25Y_100_100 <sub>d</sub>	53.7	67.6	65.8	94.4	44
R50Y_100_100 <sub>d</sub>	63.6	41.3	71.0	82.2	59
R75Y_100_100 <sub>d</sub>	78.2	7.8	80.6	81.0	84
Y00G_100_100 <sub>d</sub>	92.6	-20.7	90.7	93.0	102
Y25G_100_100 <sub>d</sub>	88.7	-43.3	86.2	96.5	116
Y50G_100_100 <sub>d</sub>	85.7	-65.2	82.4	105.1	128
Y75G_100_100 <sub>d</sub>	84.0	-78.7	80.4	112.5	134
G00B_100_100 <sub>d</sub>	83.6	-82.7	79.8	115.0	136
G25B_100_100 <sub>d</sub>	84.3	-73.7	44.9	86.4	148
G50B_100_100 <sub>d</sub>	86.8	-46.1	-13.5	48.1	196
G75B_100_100 <sub>d</sub>	51.7	18.3	-68.3	70.7	285
B00R_100_100 <sub>d</sub>	30.3	76.0	-103.5	128.5	306
B25R_100_100 <sub>d</sub>	38.5	79.8	-89.7	120.0	311
B50R_100_100 <sub>d</sub>	57.2	94.3	-58.4	110.9	328
B75R_100_100 <sub>d</sub>	52.0	81.1	4.1	81.2	2

%Omfang  
 $u^*_{rel} = 158$   
%Regularitet  
 $g^*_{H,rel} = 19$   
 $g^*_{C,rel} = 37$



se lignende filer: http://130.149.60.45/~farbmetrik/RN20/RN20.HTM  
teknisk informasjon: http://www.ps.bam.de eller http://130.149.60.45/~farbmetrik

TUB registrering: 20130201-RN20/RN20LONP.PDF / .PS  
anvendelse for måling av display output, ingen separasjon

TUB-material: code=rhadata

