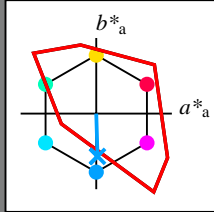


Input og output: Fjernsyn-Lysfarge-System TLS00a for relativ CIELAB fargetone  $h_{ab,a,rel} = h_{ab}/360 = 271/360 = 0.75$

$H^*_e = B00R_e$

Data for ethvert apparat (d) eller elementærfarge (e):

$HIC^*_e$   
 fargetonetekst for fargene på denne siden:  
 $H^*_e = B00R_e$   
 trekantslyshet  $T^*$



**TLS00a; adapterte (a) CIELAB data**

navn	$L^*=L^*_a$	$a^*_a$	$b^*_a$	$C^*_{ab,a}$	$h^*_{ab,a}$
R <sub>e,Ma</sub>	50.9	78.3	37.3	86.7	25
Y <sub>e,Ma</sub>	83.7	-3.4	84.5	84.5	92
G <sub>e,Ma</sub>	85.1	-64.6	20.7	67.9	162
C <sub>e,Ma</sub>	79.0	-34.2	-25.7	42.8	216
B <sub>e,Ma</sub>	59.2	1.7	-56.6	56.6	271
M <sub>e,Ma</sub>	57.1	94.1	-57.4	110.3	328
N <sub>e,Ma</sub>	0.0	0.0	0.0	0.0	0
W <sub>e,Ma</sub>	95.4	0.0	0.0	0.0	0
R <sub>e,CIE</sub>	39.9	58.7	27.9	65.0	25
Y <sub>e,CIE</sub>	81.2	-2.8	71.5	71.6	92
G <sub>e,CIE</sub>	52.2	-42.4	13.6	44.5	162
B <sub>e,CIE</sub>	30.5	1.4	-46.4	46.4	271

Data for maksimalfarge (Ma):

$LabCh^*_e, Ma: 59 \ 1 \ -56 \ 56 \ 271$

$HIC^*_e, Ma: B00R\_100\_100_e$

$rgbic^*_e, Ma:$

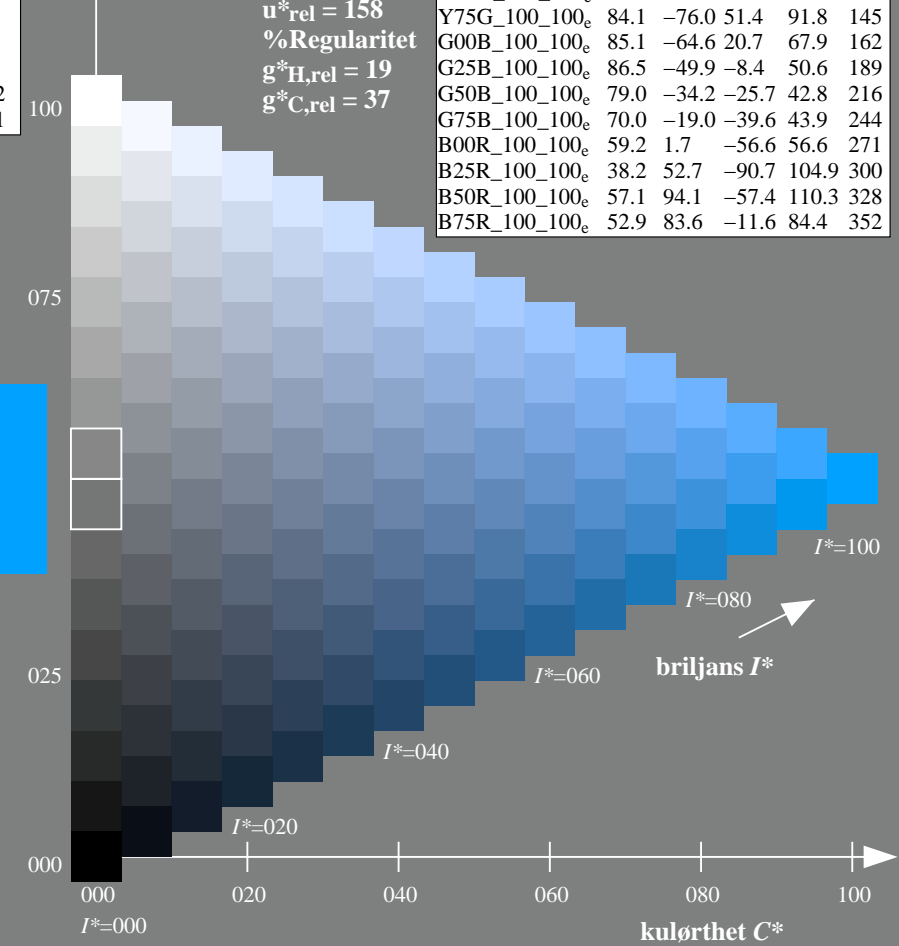
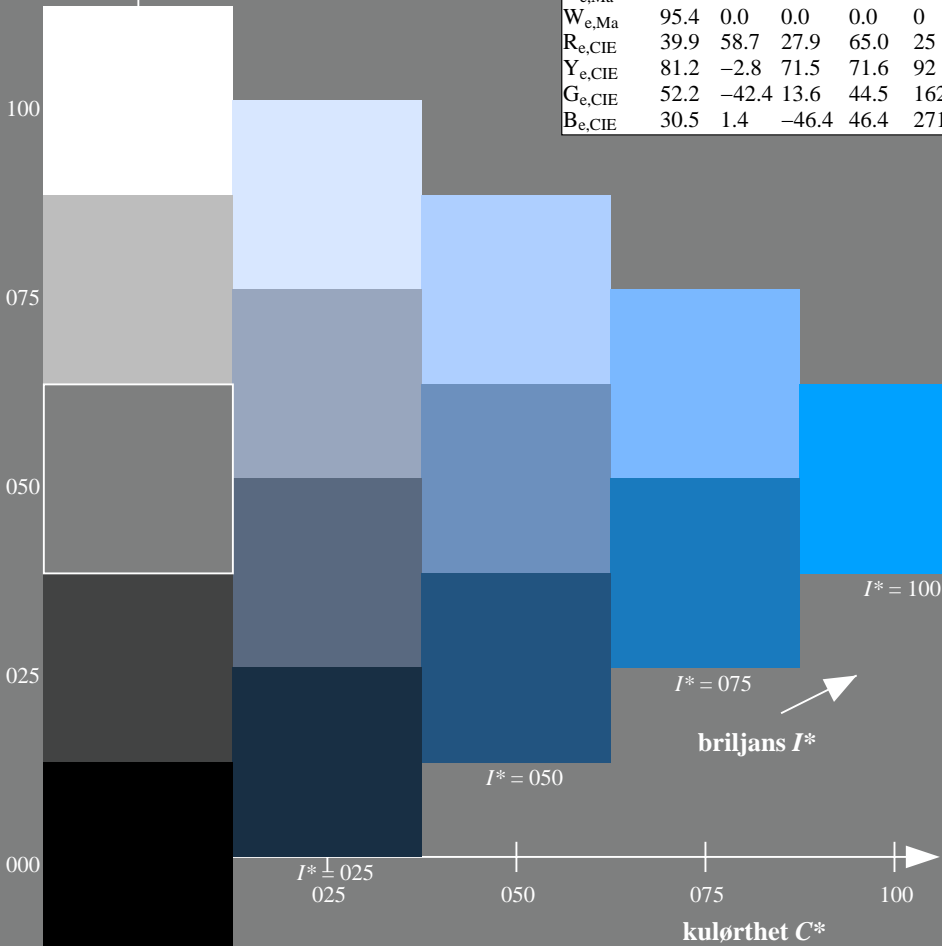
0.0 0.6 1.0 1.0 1.0

trekantslyshet  $T^*$

**TLS00a; adapterte (a) CIELAB data**

$H^*_e$	$L^*=L^*_a$	$a^*_a$	$b^*_a$	$C^*_{ab,a}$	$h^*_{ab,a}$
R00Y_100_100 <sub>e</sub>	50.9	78.3	37.3	86.7	25
R25Y_100_100 <sub>e</sub>	51.3	74.4	64.8	98.7	41
R50Y_100_100 <sub>e</sub>	63.1	42.7	70.8	82.7	58
R75Y_100_100 <sub>e</sub>	73.5	18.3	77.7	79.8	76
Y00G_100_100 <sub>e</sub>	83.7	-3.4	84.5	84.5	92
Y25G_100_100 <sub>e</sub>	91.0	-29.9	88.9	93.8	108
Y50G_100_100 <sub>e</sub>	85.9	-63.0	82.8	104.1	127
Y75G_100_100 <sub>e</sub>	84.1	-76.0	51.4	91.8	145
G00B_100_100 <sub>e</sub>	85.1	-64.6	20.7	67.9	162
G25B_100_100 <sub>e</sub>	86.5	-49.9	-8.4	50.6	189
G50B_100_100 <sub>e</sub>	79.0	-34.2	-25.7	42.8	216
G75B_100_100 <sub>e</sub>	70.0	-19.0	-39.6	43.9	244
B00R_100_100 <sub>e</sub>	59.2	1.7	-56.6	56.6	271
B25R_100_100 <sub>e</sub>	38.2	52.7	-90.7	104.9	300
B50R_100_100 <sub>e</sub>	57.1	94.1	-57.4	110.3	328
B75R_100_100 <sub>e</sub>	52.9	83.6	-11.6	84.4	352

%Omfang  
 $u^*_{rel} = 158$   
 %Regularitet  
 $g^*_{H,rel} = 19$   
 $g^*_{C,rel} = 37$



se lignende filer: <http://130.149.60.45/~farbmetrik/RN10/RN10L0FP.PDF> / .PS  
 teknisk informasjon: <http://www.ps.bam.de> eller <http://130.149.60.45/~farbmetrik>

TUB registrering: 20130201-RN10/RN10L0FP.PDF /.PS  
 anvendelse for måling av display output, ingen separasjon

TUB-material: code=rhadata

