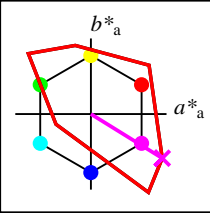


Ein- und Ausgabe: Fernseh-Lichtfarben-System TLS00a für relativen CIELAB-Bunnton $h_{ab,a,rel} = h_{ab}/360 = 328/360 = 0.91$

$H^*_d = B50R_d$

Daten für jede Geräte- (d) oder Elementarfarbe (e):

HIC^*_d
 Bunttext für die Farben dieser Seite:
 $H^*_d = B50R_d$
 Dreiecks-Helligkeit T^*



TLS00a; adaptierte CIELAB-Daten

Name	$L^*=L^*_a$	a^*_a	b^*_a	$C^*_{ab,a}$	$h^*_{ab,a}$
R _{d,Ma}	50.4	76.9	64.5	100.4	40
Y _{d,Ma}	92.6	-20.7	90.7	93.0	102
G _{d,Ma}	83.6	-82.7	79.8	115.0	136
C _{d,Ma}	86.8	-46.1	-13.5	48.1	196
B _{d,Ma}	30.3	76.0	-103.5	128.5	306
M _{d,Ma}	57.2	94.3	-58.4	110.9	328
N _{d,Ma}	0.0	0.0	0.0	0.0	0
W _{d,Ma}	95.4	0.0	0.0	0.0	0
R _{d,CIE}	39.9	58.7	27.9	65.0	25
Y _{d,CIE}	81.2	-2.8	71.5	71.6	92
G _{d,CIE}	52.2	-42.4	13.6	44.5	162
B _{d,CIE}	30.5	1.4	-46.4	46.4	271

Daten für Maximalfarbe (Ma):

$LabCh^*_d, Ma: 57\ 94\ -58\ 110\ 328$

$HIC^*_d, Ma: B50R_{100_{100d}}$

$rgbic^*_d, Ma:$

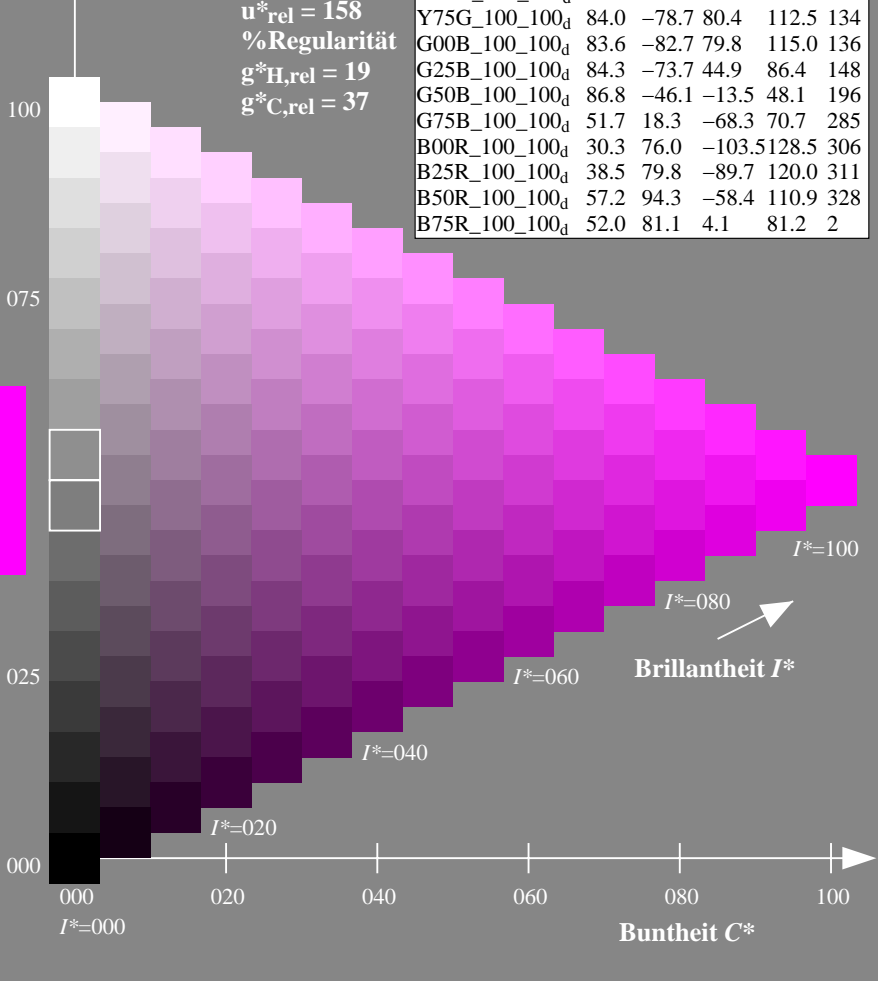
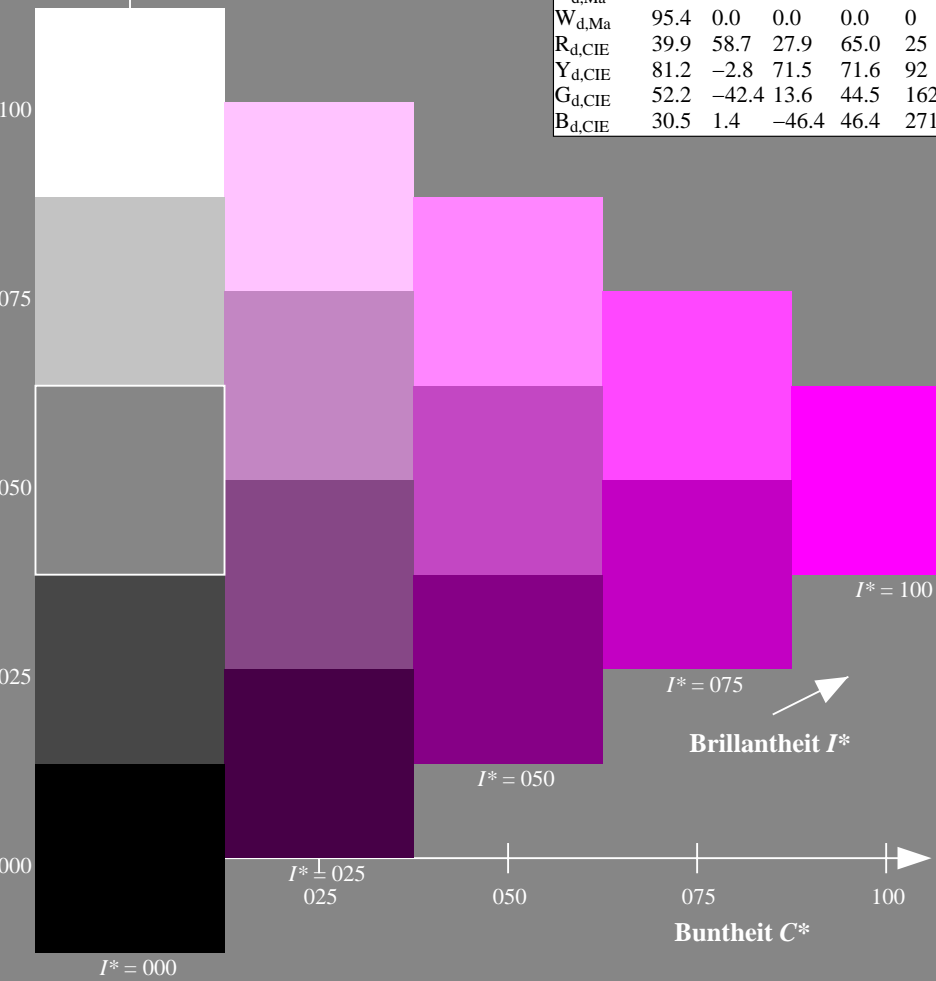
1.0 0.0 1.0 1.0 1.0

Dreiecks-Helligkeit T^*

TLS00a; adaptierte CIELAB-Daten

H^*_d	$L^*=L^*_a$	a^*_a	b^*_a	$C^*_{ab,a}$	$h^*_{ab,a}$
R00Y_100_100 _d	50.4	76.9	64.5	100.4	40
R25Y_100_100 _d	53.7	67.6	65.8	94.4	44
R50Y_100_100 _d	63.6	41.3	71.0	82.2	59
R75Y_100_100 _d	78.2	7.8	80.6	81.0	84
Y00G_100_100 _d	92.6	-20.7	90.7	93.0	102
Y25G_100_100 _d	88.7	-43.3	86.2	96.5	116
Y50G_100_100 _d	85.7	-65.2	82.4	105.1	128
Y75G_100_100 _d	84.0	-78.7	80.4	112.5	134
G00B_100_100 _d	83.6	-82.7	79.8	115.0	136
G25B_100_100 _d	84.3	-73.7	44.9	86.4	148
G50B_100_100 _d	86.8	-46.1	-13.5	48.1	196
G75B_100_100 _d	51.7	18.3	-68.3	70.7	285
B00R_100_100 _d	30.3	76.0	-103.5	128.5	306
B25R_100_100 _d	38.5	79.8	-89.7	120.0	311
B50R_100_100 _d	57.2	94.3	-58.4	110.9	328
B75R_100_100 _d	52.0	81.1	4.1	81.2	2

%Umfang
 $u^*_{rel} = 158$
 %Regularität
 $g^*_{H,rel} = 19$
 $g^*_{C,rel} = 37$

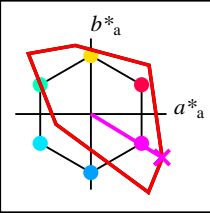


Ein- und Ausgabe: Fernseh-Lichtfarben-System TLS00a für relativen CIELAB-Bunnton $h_{ab,a,rel} = h_{ab}/360 = 328/360 = 0.91$

$H^*_e = B50R_e$

Daten für jede Geräte- (d) oder Elementarfarbe (e):

HIC^*_e
 Bunttontext für die Farben dieser Seite:
 $H^*_e = B50R_e$
 Dreiecks-Helligkeit T^*



TLS00a; adaptierte CIELAB-Daten

Name	$L^*=L^*_a$	a^*_a	b^*_a	$C^*_{ab,a}$	$h^*_{ab,a}$
Re,Ma	50.9	78.3	37.3	86.7	25
Ye,Ma	83.7	-3.4	84.5	84.5	92
Ge,Ma	85.1	-64.6	20.7	67.9	162
Ce,Ma	79.0	-34.2	-25.7	42.8	216
Be,Ma	59.2	1.7	-56.6	56.6	271
Me,Ma	57.1	94.1	-57.4	110.3	328
Ne,Ma	0.0	0.0	0.0	0.0	0
We,Ma	95.4	0.0	0.0	0.0	0
Re,CIE	39.9	58.7	27.9	65.0	25
Ye,CIE	81.2	-2.8	71.5	71.6	92
Ge,CIE	52.2	-42.4	13.6	44.5	162
Be,CIE	30.5	1.4	-46.4	46.4	271

Daten für Maximalfarbe (Ma):

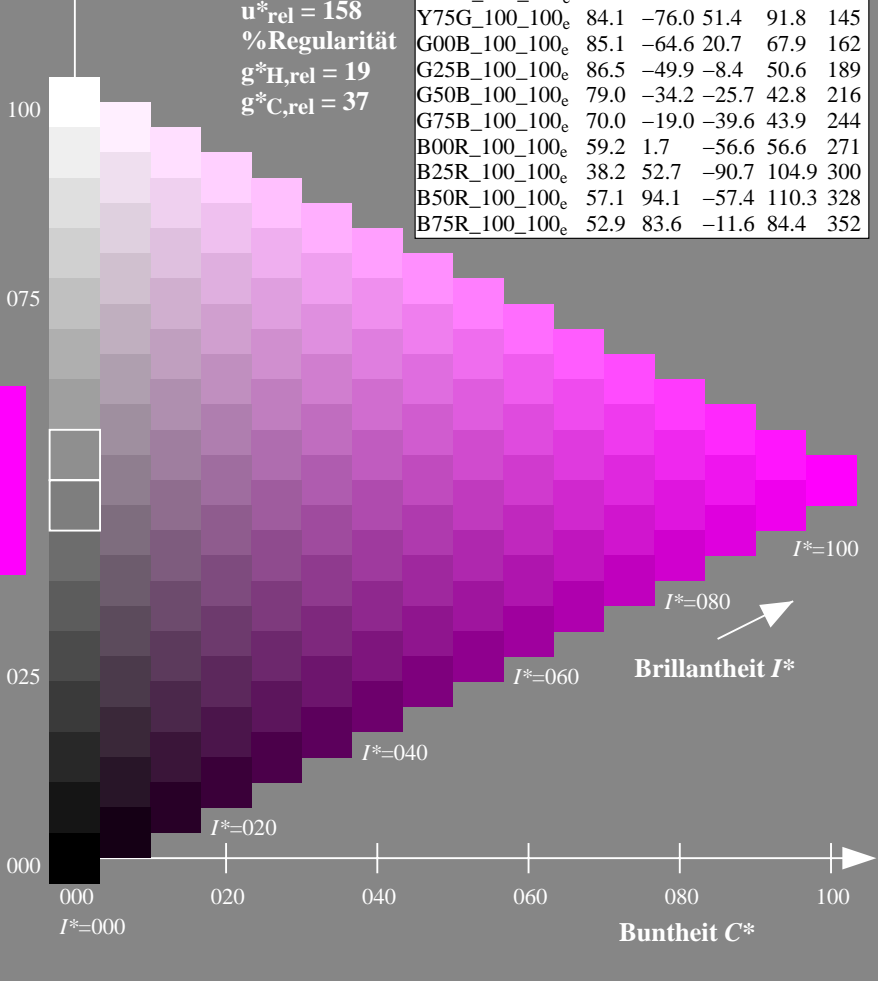
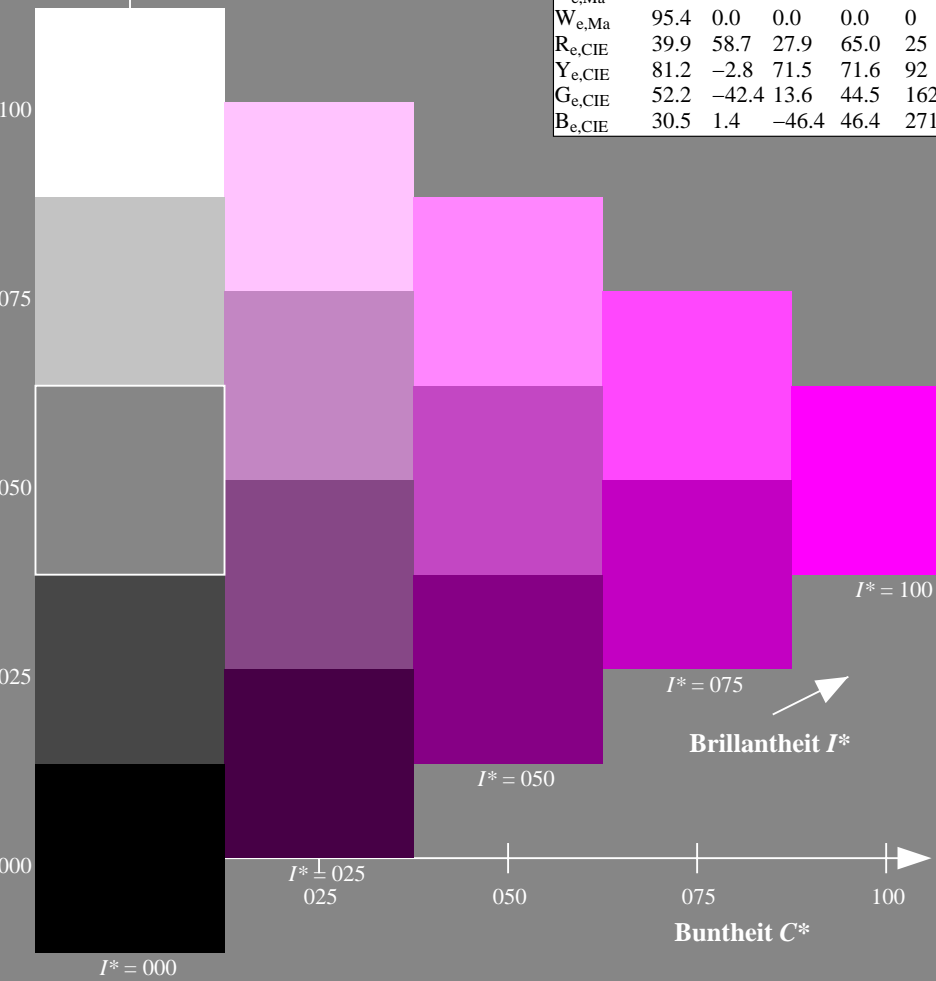
$LabCh^*_{e,Ma}: 57\ 94\ -57\ 110\ 328$
 $HIC^*_{e,Ma}: B50R_100_100_e$
 $rgbic^*_{e,Ma}: 1.0\ 0.0\ 0.99\ 1.0\ 1.0$

TLS00a; adaptierte CIELAB-Daten

H^*_e	$L^*=L^*_a$	a^*_a	b^*_a	$C^*_{ab,a}$	$h^*_{ab,a}$
R00Y_100_100_e	50.9	78.3	37.3	86.7	25
R25Y_100_100_e	51.3	74.4	64.8	98.7	41
R50Y_100_100_e	63.1	42.7	70.8	82.7	58
R75Y_100_100_e	73.5	18.3	77.7	79.8	76
Y00G_100_100_e	83.7	-3.4	84.5	84.5	92
Y25G_100_100_e	91.0	-29.9	88.9	93.8	108
Y50G_100_100_e	85.9	-63.0	82.8	104.1	127
Y75G_100_100_e	84.1	-76.0	51.4	91.8	145
G00B_100_100_e	85.1	-64.6	20.7	67.9	162
G25B_100_100_e	86.5	-49.9	-8.4	50.6	189
G50B_100_100_e	79.0	-34.2	-25.7	42.8	216
G75B_100_100_e	70.0	-19.0	-39.6	43.9	244
B00R_100_100_e	59.2	1.7	-56.6	56.6	271
B25R_100_100_e	38.2	52.7	-90.7	104.9	300
B50R_100_100_e	57.1	94.1	-57.4	110.3	328
B75R_100_100_e	52.9	83.6	-11.6	84.4	352

Dreiecks-Helligkeit T^*

%Umfang
 $u^*_{rel} = 158$
 %Regularität
 $g^*_{H,rel} = 19$
 $g^*_{C,rel} = 37$

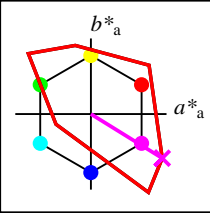


Ein- und Ausgabe: Fernseh-Lichtfarben-System TLS00a für relativen CIELAB-Bunnton $h_{ab,a,rel} = h_{ab}/360 = 328/360 = 0.91$

$H^*_d = B50R_d$

Daten für jede Geräte- (d) oder Elementarfarbe (e):

HIC^*_d
 Bunttext für die Farben dieser Seite:
 $H^*_d = B50R_d$
 Dreiecks-Helligkeit T^*



TLS00a; adaptierte CIELAB-Daten

Name	$L^*=L^*_a$	a^*_a	b^*_a	$C^*_{ab,a}$	$h^*_{ab,a}$
R _{d,Ma}	50.4	76.9	64.5	100.4	40
Y _{d,Ma}	92.6	-20.7	90.7	93.0	102
G _{d,Ma}	83.6	-82.7	79.8	115.0	136
C _{d,Ma}	86.8	-46.1	-13.5	48.1	196
B _{d,Ma}	30.3	76.0	-103.5	128.5	306
M _{d,Ma}	57.2	94.3	-58.4	110.9	328
N _{d,Ma}	0.0	0.0	0.0	0.0	0
W _{d,Ma}	95.4	0.0	0.0	0.0	0
R _{d,CIE}	39.9	58.7	27.9	65.0	25
Y _{d,CIE}	81.2	-2.8	71.5	71.6	92
G _{d,CIE}	52.2	-42.4	13.6	44.5	162
B _{d,CIE}	30.5	1.4	-46.4	46.4	271

Daten für Maximalfarbe (Ma):

$LabCh^*_{d,Ma}: 57\ 94\ -58\ 110\ 328$

$HIC^*_{d,Ma}: B50R_{100_{100d}}$

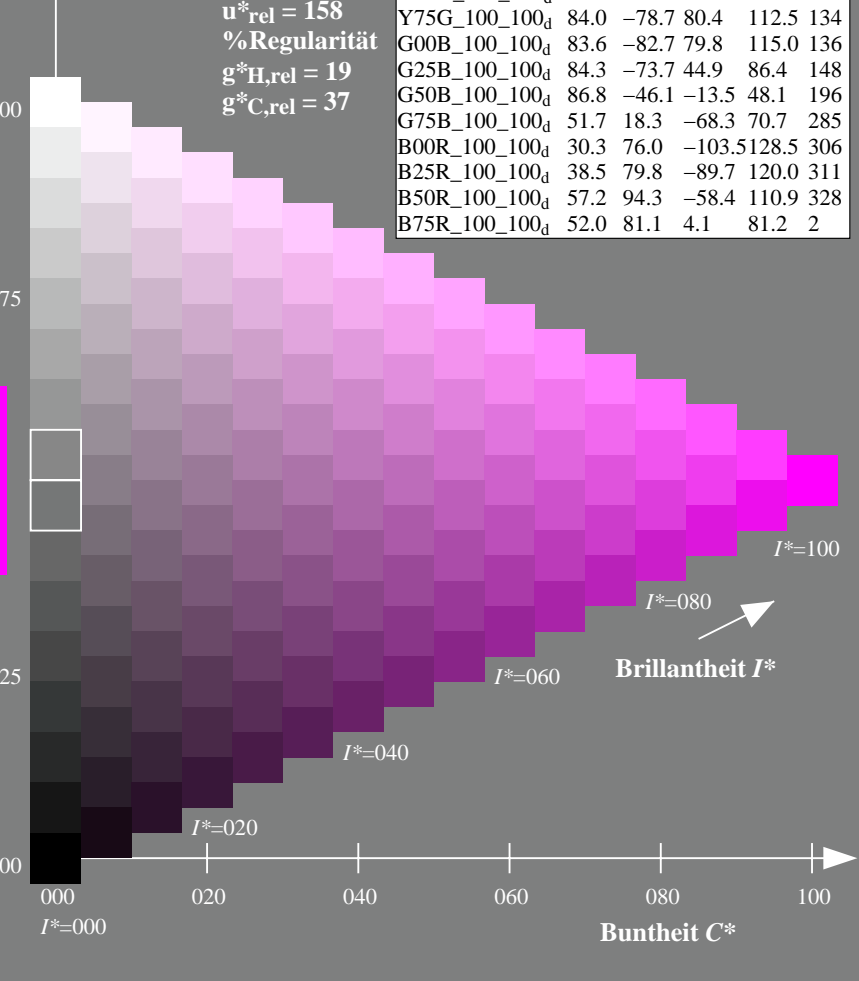
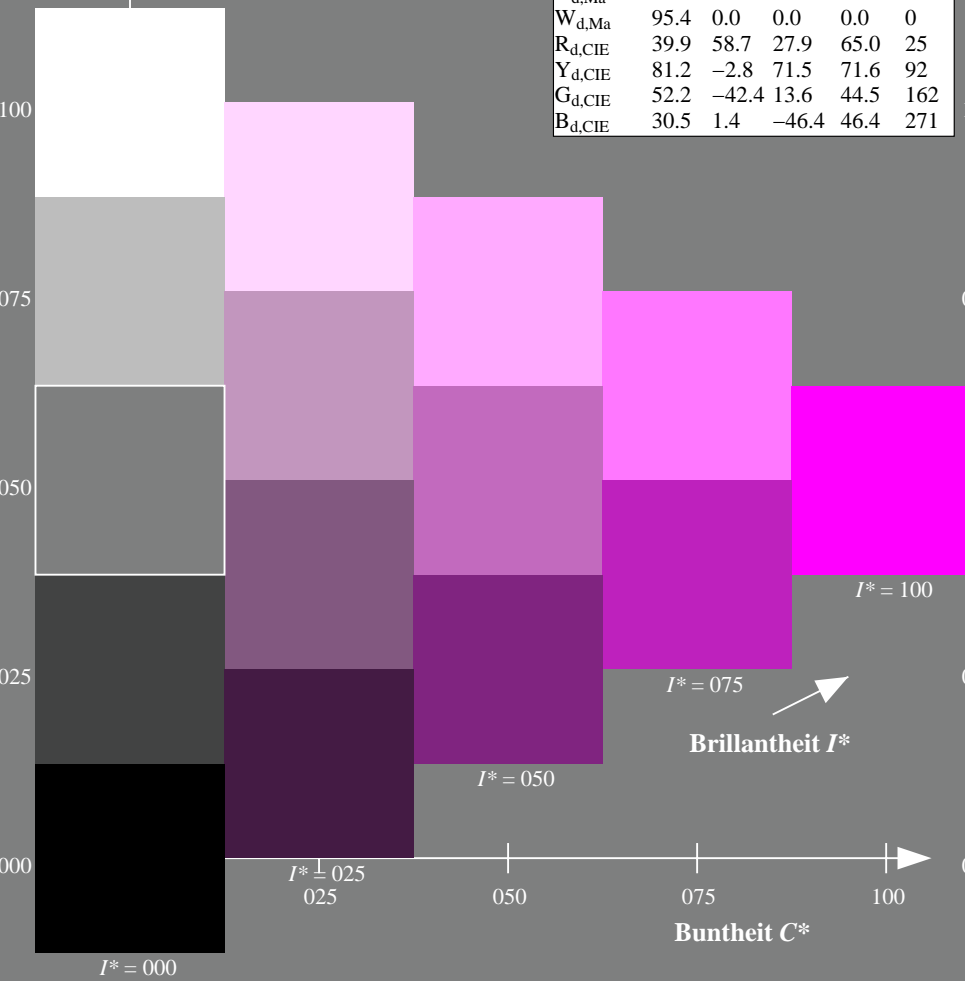
$rgbic^*_{d,Ma}: 1.0\ 0.0\ 1.0\ 1.0\ 1.0$

Dreiecks-Helligkeit T^*

%Umfang
 $u^*_{rel} = 158$
 %Regularität
 $g^*_{H,rel} = 19$
 $g^*_{C,rel} = 37$

TLS00a; adaptierte CIELAB-Daten

H^*_d	$L^*=L^*_a$	a^*_a	b^*_a	$C^*_{ab,a}$	$h^*_{ab,a}$
R00Y _{100_100d}	50.4	76.9	64.5	100.4	40
R25Y _{100_100d}	53.7	67.6	65.8	94.4	44
R50Y _{100_100d}	63.6	41.3	71.0	82.2	59
R75Y _{100_100d}	78.2	7.8	80.6	81.0	84
Y00G _{100_100d}	92.6	-20.7	90.7	93.0	102
Y25G _{100_100d}	88.7	-43.3	86.2	96.5	116
Y50G _{100_100d}	85.7	-65.2	82.4	105.1	128
Y75G _{100_100d}	84.0	-78.7	80.4	112.5	134
G00B _{100_100d}	83.6	-82.7	79.8	115.0	136
G25B _{100_100d}	84.3	-73.7	44.9	86.4	148
G50B _{100_100d}	86.8	-46.1	-13.5	48.1	196
G75B _{100_100d}	51.7	18.3	-68.3	70.7	285
B00R _{100_100d}	30.3	76.0	-103.5	128.5	306
B25R _{100_100d}	38.5	79.8	-89.7	120.0	311
B50R _{100_100d}	57.2	94.3	-58.4	110.9	328
B75R _{100_100d}	52.0	81.1	4.1	81.2	2

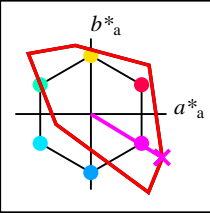


Ein- und Ausgabe: Fernseh-Lichtfarben-System TLS00a für relativen CIELAB-Bunnton $h_{ab,a,rel} = h_{ab}/360 = 328/360 = 0.91$

$H^*_e = B50R_e$

Daten für jede Geräte- (d) oder Elementarfarbe (e):

HIC^*_e
 Bunttontext für die Farben dieser Seite:
 $H^*_e = B50R_e$
 Dreiecks-Helligkeit T^*



TLS00a; adaptierte CIELAB-Daten

Name	$L^*=L^*_a$	a^*_a	b^*_a	$C^*_{ab,a}$	$h^*_{ab,a}$
Re, Ma	50.9	78.3	37.3	86.7	25
Ye, Ma	83.7	-3.4	84.5	84.5	92
Ge, Ma	85.1	-64.6	20.7	67.9	162
Ce, Ma	79.0	-34.2	-25.7	42.8	216
Be, Ma	59.2	1.7	-56.6	56.6	271
Me, Ma	57.1	94.1	-57.4	110.3	328
Ne, Ma	0.0	0.0	0.0	0.0	0
We, Ma	95.4	0.0	0.0	0.0	0
Re, CIE	39.9	58.7	27.9	65.0	25
Ye, CIE	81.2	-2.8	71.5	71.6	92
Ge, CIE	52.2	-42.4	13.6	44.5	162
Ce, CIE	30.5	1.4	-46.4	46.4	271

Daten für Maximalfarbe (Ma):

$LabCh^*_{e, Ma}: 57\ 94\ -57\ 110\ 328$
 $HIC^*_{e, Ma}: B50R_{100_{100}_e}$
 $rgbic^*_{e, Ma}: 1.0\ 0.0\ 0.99\ 1.0\ 1.0$

TLS00a; adaptierte CIELAB-Daten

H^*_e	$L^*=L^*_a$	a^*_a	b^*_a	$C^*_{ab,a}$	$h^*_{ab,a}$
R00Y_100_100_e	50.9	78.3	37.3	86.7	25
R25Y_100_100_e	51.3	74.4	64.8	98.7	41
R50Y_100_100_e	63.1	42.7	70.8	82.7	58
R75Y_100_100_e	73.5	18.3	77.7	79.8	76
Y00G_100_100_e	83.7	-3.4	84.5	84.5	92
Y25G_100_100_e	91.0	-29.9	88.9	93.8	108
Y50G_100_100_e	85.9	-63.0	82.8	104.1	127
Y75G_100_100_e	84.1	-76.0	51.4	91.8	145
G00B_100_100_e	85.1	-64.6	20.7	67.9	162
G25B_100_100_e	86.5	-49.9	-8.4	50.6	189
G50B_100_100_e	79.0	-34.2	-25.7	42.8	216
G75B_100_100_e	70.0	-19.0	-39.6	43.9	244
B00R_100_100_e	59.2	1.7	-56.6	56.6	271
B25R_100_100_e	38.2	52.7	-90.7	104.9	300
B50R_100_100_e	57.1	94.1	-57.4	110.3	328
B75R_100_100_e	52.9	83.6	-11.6	84.4	352

Dreiecks-Helligkeit T^*
 %Umfang $u^*_{rel} = 158$
 %Regularität $g^*_{H,rel} = 19$
 $g^*_{C,rel} = 37$

