

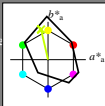
http://130.149.60.45/~farbmetrik/QS49/QS49LONI.TXT /.PS; comience salida N: ninguna 3D-linealización (OL) en archivo (F) o PS-sentado (S), página 1/1

Entrada i salida: Printer Reflective System FRS06a for relative CIELAB hue $h_{ab,a,rel} = h_{ab}/360 = 102/360 = 0.28$

$H^*_e = Y25G_$

Datos del dispositivo (d) o elemental (e) color:

HIC^*_e
código de tono para los colores de esta página:
 $H^*_e = Y25G_$
triángulo claridad T^*



| FRS06a; datos adaptados CIELAB (a) | | | | | |
|------------------------------------|-------------|---------|---------|---------------|---------------|
| name | $L^*=L^*_a$ | a^*_a | b^*_a | $C^*_{,ab,a}$ | $h^*_{,ab,a}$ |
| R_..Ma | 32.5 | 62.3 | 46.4 | 77.7 | 36 |
| Y_..Ma | 82.7 | -3.1 | 113.9 | 114.0 | 91 |
| G_..Ma | 39.4 | -61.8 | 45.8 | 76.9 | 143 |
| C_..Ma | 47.8 | -26.8 | -34.2 | 43.4 | 231 |
| B_..Ma | 10.1 | 55.1 | -61.0 | 82.2 | 312 |
| M_..Ma | 34.5 | 80.6 | -33.9 | 87.5 | 337 |
| N_..Ma | 6.2 | 0.0 | 0.0 | 0.0 | 0 |
| W_..Ma | 91.9 | 0.0 | 0.0 | 0.0 | 0 |
| R_..CIE | 39.9 | 58.7 | 27.9 | 65.0 | 25 |
| Y_..CIE | 81.2 | -2.8 | 71.5 | 71.6 | 92 |
| G_..CIE | 52.2 | -42.4 | 13.6 | 44.5 | 162 |
| B_..CIE | 30.5 | 1.4 | -46.4 | 46.4 | 271 |

Los datos de color máximo (Ma):

$LabCh^*_{-},Ma$: 83 -18 79 81 102

HIC^*_{-},Ma : Y25G_100_100_

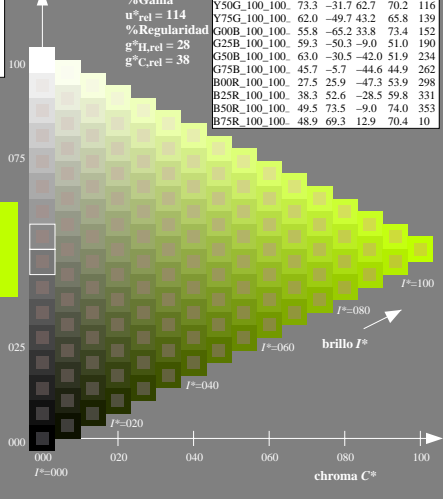
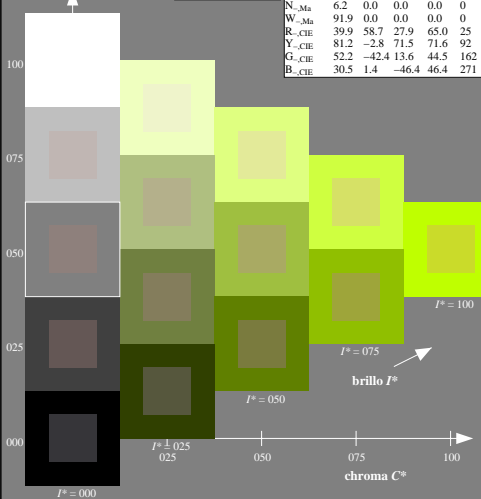
$rgbic^*_{-},Ma$:

0.76 1.0 0.0 1.0 1.0

triángulo claridad T^*

| ORS20a; datos adaptados CIELAB (a) | | | | | |
|------------------------------------|-------------|---------|---------|---------------|---------------|
| H^*_e | $L^*=L^*_a$ | a^*_a | b^*_a | $C^*_{,ab,a}$ | $h^*_{,ab,a}$ |
| R00Y_100_100_ | 48.4 | 66.1 | 40.2 | 77.3 | 31 |
| R25Y_100_100_ | 56.8 | 48.0 | 50.5 | 69.6 | 46 |
| R50Y_100_100_ | 68.6 | 25.0 | 63.9 | 68.6 | 68 |
| R75Y_100_100_ | 80.6 | 4.8 | 77.2 | 77.3 | 86 |
| Y00G_100_100_ | 90.2 | -9.6 | 88.2 | 88.7 | 96 |
| Y25G_100_100_ | 83.2 | -18.4 | 79.9 | 81.9 | 102 |
| Y50G_100_100_ | 73.3 | -31.7 | 62.7 | 70.2 | 116 |
| Y75G_100_100_ | 62.0 | -49.7 | 43.2 | 65.8 | 139 |
| G00B_100_100_ | 55.8 | -65.2 | 33.8 | 73.4 | 152 |
| G25B_100_100_ | 59.3 | -50.3 | -9.0 | 51.0 | 190 |
| G50B_100_100_ | 63.0 | -30.5 | -42.0 | 51.9 | 234 |
| G75B_100_100_ | 45.7 | -5.7 | -44.6 | 44.9 | 262 |
| BOOR_100_100_ | 27.5 | 25.9 | -47.3 | 53.9 | 298 |
| B25R_100_100_ | 38.3 | 52.6 | -28.5 | 59.8 | 331 |
| B50R_100_100_ | 49.5 | 73.5 | -9.0 | 74.0 | 353 |
| B75R_100_100_ | 48.9 | 69.3 | 12.9 | 70.4 | 10 |

%Gama
 $u^*_{,rel} = 114$
%Regularidad
 $g^*_{,H,rel} = 28$
 $g^*_{,C,rel} = 38$



vea archivos semejantes: <http://130.149.60.45/~farbmetrik/QS49/QS49.HTM>
información técnica: <http://www.ps.band.de> o <http://130.149.60.45/~farbmetrik>

TUB matrícula: 20130201-QS49/QS49LONI.TXT /.PS
aplicación para la medida salida de impresora laser

TUB material: code=rhata

2-003030-L0 QS490-7N

gráfico TUB-QS49; código de tono: $H^*_e = Y25G_$
gráfico según a DIN 33872, 3D=0, de=0, $cm\dot{y}$

entrada: $rgb/cmyk \rightarrow rgb/cmyk$
salida: ningún cambio

