

Entrada i salida: Offset Reflective System ORS18a for relative CIELAB hue  $h_{ab,a,rel} = h_{ab}/360 = 96/360 = 0.26$

$H^*_ = Y00G_ -$

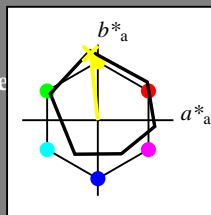
Datos del dispositivo (d) o elemental (e) color:

$HIC^*_ -$

código de tono para los colores esta página:

$H^*_ = Y00G_ -$

triángulo claridad  $T^*$



**ORS18a; datos adaptados CIELAB (a)**

name	$L^*=L^*_a$	$a^*_a$	$b^*_a$	$C^*_{ab,a}$	$h^*_{ab,a}$
R <sub>-Ma</sub>	47.9	65.3	50.5	82.6	37
Y <sub>-Ma</sub>	90.3	-10.2	91.7	92.3	96
G <sub>-Ma</sub>	50.9	-62.8	34.9	71.9	150
C <sub>-Ma</sub>	58.6	-30.3	-45.0	54.2	236
B <sub>-Ma</sub>	25.7	31.0	-44.4	54.2	305
M <sub>-Ma</sub>	48.1	75.2	-8.3	75.7	353
N <sub>-Ma</sub>	18.0	0.0	0.0	0.0	0
W <sub>-Ma</sub>	95.4	0.0	0.0	0.0	0
R <sub>-CIE</sub>	39.9	58.7	27.9	65.0	25
Y <sub>-CIE</sub>	81.2	-2.8	71.5	71.6	92
G <sub>-CIE</sub>	52.2	-42.4	13.6	44.5	162
B <sub>-CIE</sub>	30.5	1.4	-46.4	46.4	271

Los datos de color máximo (Ma):

$LabCh^*_{-,Ma}$ : 90 -9 88 88 96

$HIC^*_{-,Ma}$ : Y00G\_100\_100\_

$rgbic^*_{-,Ma}$ :

1.0 1.0 0.0 1.0 1.0

triángulo claridad  $T^*$

%Gama

$u^*_{rel} = 92$

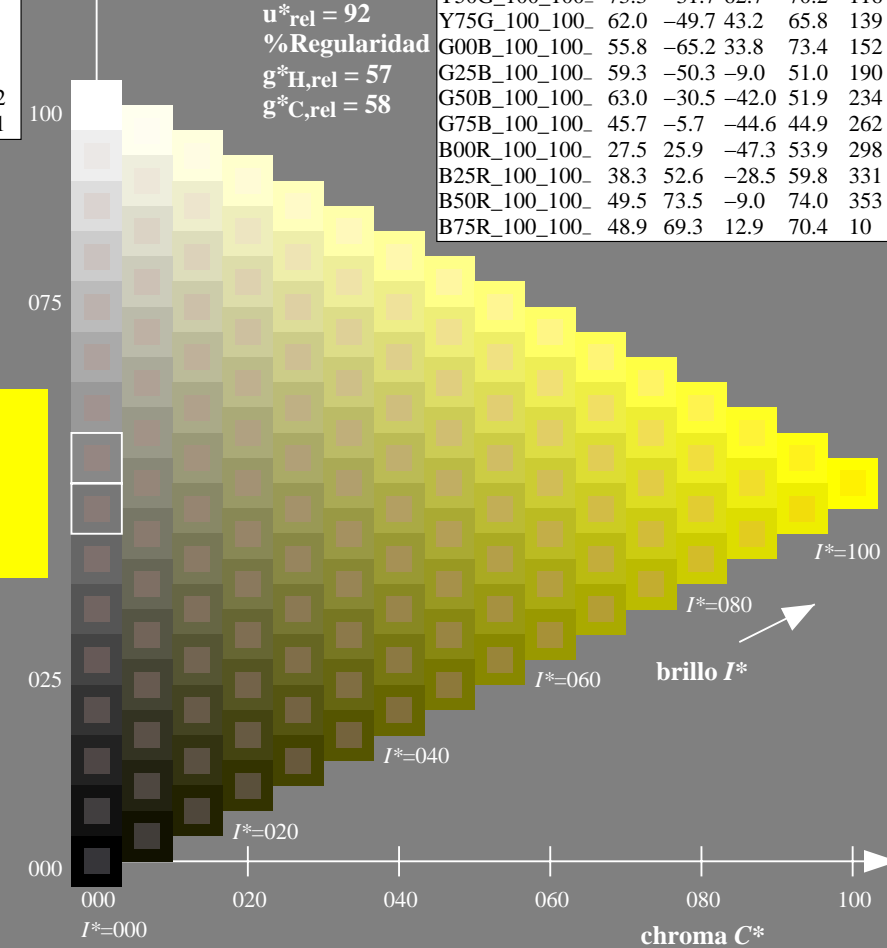

%Regularidad

$g^*_{H,rel} = 57$

$g^*_{C,rel} = 58$

**ORS20a; datos adaptados CIELAB (a)**

$H^*_ -$	$L^*=L^*_a$	$a^*_a$	$b^*_a$	$C^*_{ab,a}$	$h^*_{ab,a}$
R00Y_100_100_	48.4	66.1	40.2	77.3	31
R25Y_100_100_	56.8	48.0	50.5	69.6	46
R50Y_100_100_	68.6	25.0	63.9	68.6	68
R75Y_100_100_	80.6	4.8	77.2	77.3	86
Y00G_100_100_	90.2	-9.6	88.2	88.7	96
Y25G_100_100_	83.2	-18.4	79.9	81.9	102
Y50G_100_100_	73.3	-31.7	62.7	70.2	116
Y75G_100_100_	62.0	-49.7	43.2	65.8	139
G00B_100_100_	55.8	-65.2	33.8	73.4	152
G25B_100_100_	59.3	-50.3	-9.0	51.0	190
G50B_100_100_	63.0	-30.5	-42.0	51.9	234
G75B_100_100_	45.7	-5.7	-44.6	44.9	262
B00R_100_100_	27.5	25.9	-47.3	53.9	298
B25R_100_100_	38.3	52.6	-28.5	59.8	331
B50R_100_100_	49.5	73.5	-9.0	74.0	353
B75R_100_100_	48.9	69.3	12.9	70.4	10



vea archivos semejantes: <http://130.149.60.45/~farbmetrik/QS32/QS32.HTM>  
 información técnica: <http://www.ps.bam.de> o <http://130.149.60.45/~farbmetrik>

TUB matrícula: 20130201-QS32/QS32L0FP.PDF /.PS  
 aplicación para la medida de display output

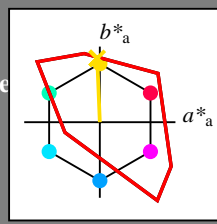
TUB material: code=rh4ta

Entrada i salida: Television Luminous System TLS00a for relative CIELAB hue  $h_{ab,a,rel} = h_{ab}/360 = 92/360 = 0.25$

$H^*_e = Y00G_e$

Datos del dispositivo (d) o elemental (e) color:

$HIC^*_e$   
código de tono para los colores  
esta página:  
 $H^*_e = Y00G_e$   
triángulo claridad  $T^*$



**TLS00a; datos adaptados CIELAB (a)**

name	$L^*=L^*_a$	$a^*_a$	$b^*_a$	$C^*_{ab,a}$	$h^*_{ab,a}$
Re,Ma	50.9	78.3	37.3	86.7	25
Ye,Ma	83.7	-3.4	84.5	84.5	92
Ge,Ma	85.1	-64.6	20.7	67.9	162
Ce,Ma	79.0	-34.2	-25.7	42.8	216
Be,Ma	59.2	1.7	-56.6	56.6	271
Me,Ma	57.1	94.1	-57.4	110.3	328
Ne,Ma	0.0	0.0	0.0	0.0	0
We,Ma	95.4	0.0	0.0	0.0	0
Re,CIE	39.9	58.7	27.9	65.0	25
Ye,CIE	81.2	-2.8	71.5	71.6	92
Ge,CIE	52.2	-42.4	13.6	44.5	162
Be,CIE	30.5	1.4	-46.4	46.4	271

Los datos de color máximo (Ma):

$LabCh^*_{e, Ma}$ : 83 -3 84 84 92

$HIC^*_{e, Ma}$ : Y00G\_100\_100\_e

$rgbic^*_{e, Ma}$ :

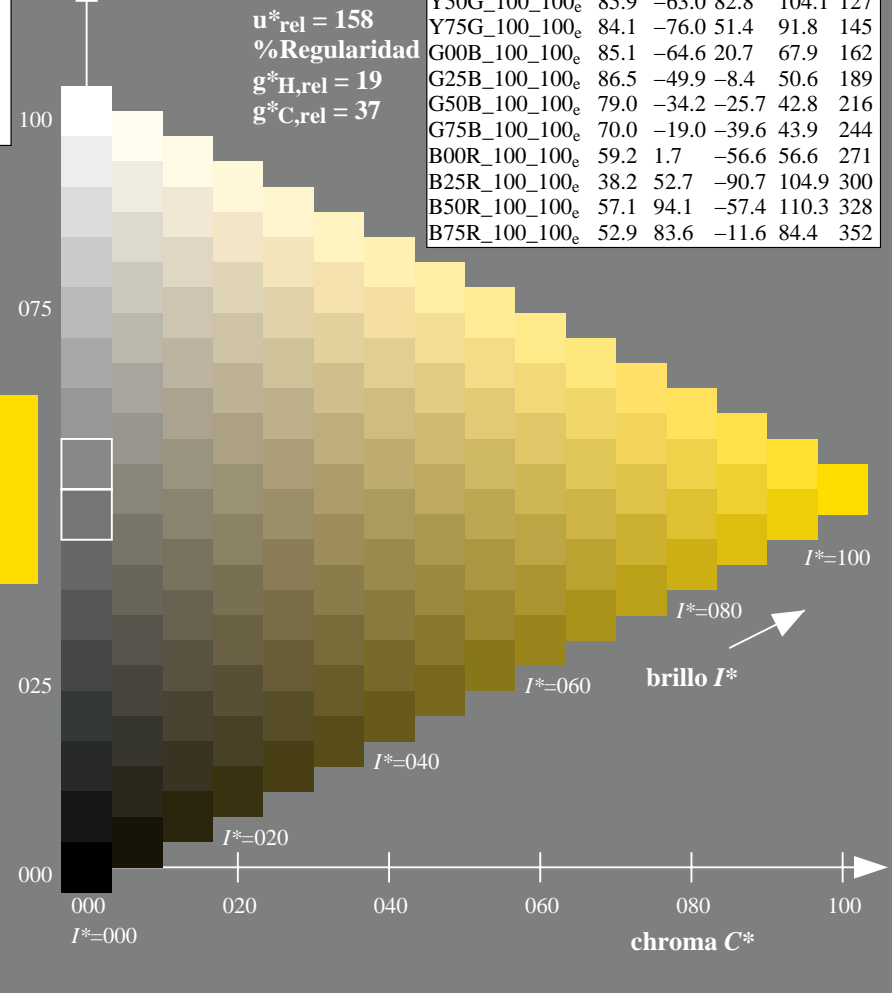
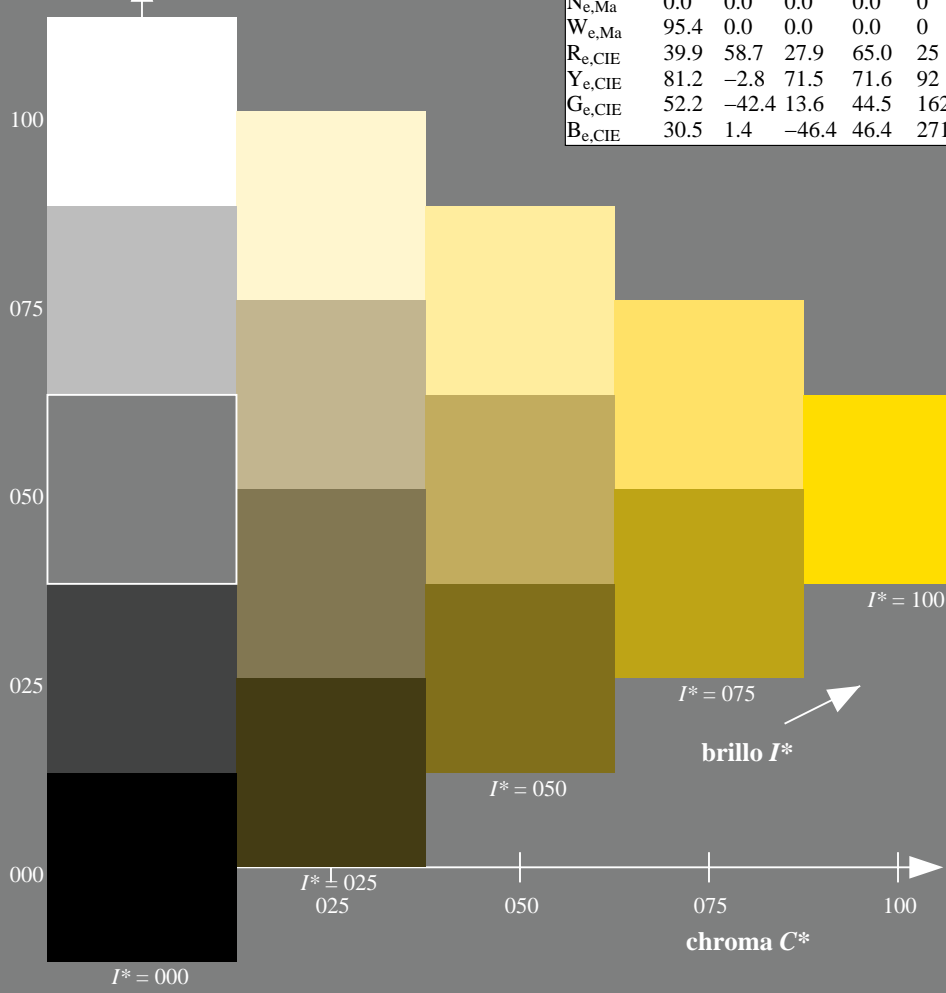
1.0 0.85 0.0 1.0 1.0

triángulo claridad  $T^*$

%Gama  
 $u^*_{rel} = 158$   
%Regularidad  
 $g^*_{H,rel} = 19$   
 $g^*_{C,rel} = 37$

**TLS00a; datos adaptados CIELAB (a)**

$H^*_e$	$L^*=L^*_a$	$a^*_a$	$b^*_a$	$C^*_{ab,a}$	$h^*_{ab,a}$
R00Y_100_100_e	50.9	78.3	37.3	86.7	25
R25Y_100_100_e	51.3	74.4	64.8	98.7	41
R50Y_100_100_e	63.1	42.7	70.8	82.7	58
R75Y_100_100_e	73.5	18.3	77.7	79.8	76
Y00G_100_100_e	83.7	-3.4	84.5	84.5	92
Y25G_100_100_e	91.0	-29.9	88.9	93.8	108
Y50G_100_100_e	85.9	-63.0	82.8	104.1	127
Y75G_100_100_e	84.1	-76.0	51.4	91.8	145
G00B_100_100_e	85.1	-64.6	20.7	67.9	162
G25B_100_100_e	86.5	-49.9	-8.4	50.6	189
G50B_100_100_e	79.0	-34.2	-25.7	42.8	216
G75B_100_100_e	70.0	-19.0	-39.6	43.9	244
B00R_100_100_e	59.2	1.7	-56.6	56.6	271
B25R_100_100_e	38.2	52.7	-90.7	104.9	300
B50R_100_100_e	57.1	94.1	-57.4	110.3	328
B75R_100_100_e	52.9	83.6	-11.6	84.4	352



vea archivos semejantes: <http://130.149.60.45/~farbmetrik/QS32/QS32.HTM>  
información técnica: <http://www.ps.bam.de> o <http://130.149.60.45/~farbmetrik>

TUB matrícula: 20130201-QS32/QS32L0FP.PDF /.PS  
aplicación para la medida de display output, ninguna separación

TUB material: code=rh4ta

gráfico TUB-QS32; código de tono:  $H^*_e = Y00G_e$   
gráfico según a DIN 33872, 3D=1, de=1,  $sRGB^*$

entrada:  $rgb/cmyk \rightarrow rgb_{de}$   
salida: 3D-linealización a  $rgb^*_{de}$



Data of Maximum color M in colorimetric system sRGB standard device; no separation, D65 for input or output; Six hue angles of the 60 degree standard colours  $RYGBM_s$ :  $h_{ab,ds} = 30.0, 90.0, 150.0, 210.0, 270.0, 330.0$ ; Six hue angles of the device colours  $RYGBM_d$ :  $h_{ab,d} = 40.0, 102.9, 136.0, 196.4, 306.3, 328.2$ ; Six hue angles of the elementary colours  $RYGBM_e$ :  $h_{ab,e} = 25.5, 92.3, 162.2, 217.0, 271.7, 328.6$

$J=Y_d$   
 $LCH^*_d = 92.6 \ 93.0 \ 102.8$   
 $LAB^*_d = 92.6 \ -20.7 \ 90.7$   
 $rgb^*_d = 1.0 \ 1.0 \ 0.0$

$L=G_d$   
 $LCH^*_d = 83.6 \ 115.0 \ 136.0$   
 $LAB^*_d = 83.6 \ -82.7 \ 79.8$   
 $rgb^*_d = 0.0 \ 1.0 \ 0.0$

$C=C_d$   
 $LCH^*_d = 86.8 \ 48.1 \ 196.3$   
 $LAB^*_d = 86.8 \ -46.1 \ -13.5$   
 $rgb^*_d = 0.0 \ 1.0 \ 1.0$

$O=R_d$   
 $LCH^*_d = 50.4 \ 100.4 \ 40.0$   
 $LAB^*_d = 50.4 \ 76.9 \ 64.5$   
 $rgb^*_d = 1.0 \ 0.0 \ 0.0$

$M=M_d$   
 $LCH^*_d = 57.2 \ 110.9 \ 328.2$   
 $LAB^*_d = 57.2 \ 94.3 \ -58.4$   
 $rgb^*_d = 1.0 \ 0.0 \ 1.0$

$V=B_d$   
 $LCH^*_d = 30.3 \ 128.5 \ 306.2$   
 $LAB^*_d = 30.3 \ 76.0 \ -103.5$   
 $rgb^*_d = 0.0 \ 0.0 \ 1.0$

$Y_e$   
 $LCH^*_e = 83.7 \ 84.5 \ 92.3$   
 $LAB^*_e = 83.7 \ -3.4 \ 84.5$   
 $rgb^*_{de} = 1.0 \ 0.856 \ 0.0$

$G_e$   
 $LCH^*_e = 85.1 \ 67.9 \ 162.2$   
 $LAB^*_e = 85.1 \ -64.6 \ 20.7$   
 $rgb^*_{de} = 0.0 \ 1.0 \ 0.706$

$C_e$   
 $LCH^*_e = 79.0 \ 42.8 \ 216.9$   
 $LAB^*_e = 79.0 \ -34.2 \ -25.7$   
 $rgb^*_{de} = 0.0 \ 0.89 \ 1.0$

$B_e$   
 $LCH^*_e = 59.2 \ 56.6 \ 271.7$   
 $LAB^*_e = 59.2 \ 1.7 \ -56.6$   
 $rgb^*_{de} = 0.0 \ 0.609 \ 1.0$

$R_e$   
 $LCH^*_e = 50.9 \ 86.7 \ 25.4$   
 $LAB^*_e = 50.9 \ 78.3 \ 37.3$   
 $rgb^*_{de} = 1.0 \ 0.0 \ 0.263$

$M_e$   
 $LCH^*_e = 57.1 \ 110.3 \ 328.6$   
 $LAB^*_e = 57.1 \ 94.1 \ -57.4$   
 $rgb^*_{de} = 1.0 \ 0.0 \ 0.991$

$Y_s$   
 $LCH^*_s = 82.1 \ 83.5 \ 90.0$   
 $LAB^*_s = 82.1 \ 0.0 \ 83.5$   
 $rgb^*_{ds} = 1.0 \ 0.83 \ 0.0$

$G_s$   
 $LCH^*_s = 84.4 \ 84.2 \ 150.0$   
 $LAB^*_s = 84.4 \ -72.9 \ 42.1$   
 $rgb^*_{ds} = 0.0 \ 1.0 \ 0.523$

$C_s$   
 $LCH^*_s = 81.7 \ 44.6 \ 210.0$   
 $LAB^*_s = 81.7 \ -38.6 \ -22.3$   
 $rgb^*_{ds} = 0.0 \ 0.927 \ 1.0$

$R_s$   
 $LCH^*_s = 50.7 \ 90.1 \ 30.0$   
 $LAB^*_s = 50.7 \ 78.0 \ 45.0$   
 $rgb^*_{ds} = 1.0 \ 0.0 \ 0.202$

$M_s$   
 $LCH^*_s = 56.7 \ 107.7 \ 330.0$   
 $LAB^*_s = 56.7 \ 93.3 \ -53.8$   
 $rgb^*_{ds} = 1.0 \ 0.0 \ 0.962$

$B_s$   
 $LCH^*_s = 60.2 \ 54.7 \ 270.0$   
 $LAB^*_s = 60.2 \ 0.0 \ -54.7$   
 $rgb^*_{ds} = 0.0 \ 0.623 \ 1.0$

$(a^*_d, b^*_d), (a^*_s, b^*_s), (a^*_e, b^*_e)$

$rgb^*_d, LCH^*_d, LAB^*_d$

$h_{ab}, rgb^*_d$

$$h_{ab,s} = atan [ r^*_d \cos(30) + g^*_d \cos(150) ] / [ r^*_d \sin(30) + g^*_d \sin(150) + b^*_d \sin(270) ] \quad (1)$$

$h_{ab,s}$

$$s: h_{ab,i} = 30.0, 90.0, 150.0, 210.0, 270.0, 330.0, 390.0 \ (i=0,6)$$

$$h_{48ab,sij} = h_{ab,si} + j [ h_{ab,si+1} - h_{ab,si} ] / 8 \ (i = 0, 1, \dots, 5; j = 0, 1, \dots, 7) \quad (2)$$

$$h_{360ab,sij} = h_{ab,si} + j [ h_{ab,si+1} - h_{ab,si} ] / 60 \ (i = 0, 1, \dots, 5; j = 0, 1, \dots, 59) \quad (3)$$

$h_{ab,e}$

$$e: h_{ab,i} = 25.5, 92.3, 162.2, 217.0, 271.7, 328.6, 385.5 \ (i=0,6)$$

$$h_{48ab,eij} = h_{ab,ei} + j [ h_{ab,ei+1} - h_{ab,ei} ] / 8 \ (i = 0, 1, \dots, 5; j = 0, 1, \dots, 7) \quad (4)$$

$$h_{360ab,eij} = h_{ab,ei} + j [ h_{ab,ei+1} - h_{ab,ei} ] / 60 \ (i = 0, 1, \dots, 5; j = 0, 1, \dots, 59) \quad (5)$$

$h_{ab}, h_{ab,d}$

$rgb^*_{de}$


vea archivos semejantes: <http://130.149.60.45/~farbmetrik/QS32/QS32.HTM>  
 información técnica: <http://www.ps.bam.de> o <http://130.149.60.45/~farbmetrik>

TUB matrícula: 20130201-QS32/QS32L0FP.PDF /.PS  
 aplicación para la medida de display output, ninguna separación

TUB material: code=rh4ta

Data of maximum color M in colorimetric system sRGB standard device; no separation, D65 for input or output; Six hue angles of the 60 degree standard colours RYGBM<sub>s</sub>; h<sub>ab,ds</sub> = 30.0, 90.0, 150.0, 210.0, 270.0, 330.0;  
Six hue angles of the device colours RYGBM<sub>d</sub>; h<sub>ab,d</sub> = 40.0, 102.9, 136.0, 196.4, 306.3, 328.2; Six hue angles of the elementary colours RYGBM<sub>e</sub>; h<sub>ab,e</sub> = 25.5, 92.3, 162.2, 217.0, 271.7, 328.6

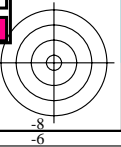
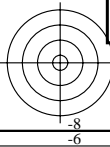
Table with columns: h<sub>ab,d</sub>, h<sub>ab,s</sub>, h<sub>ab,e</sub>, r<sub>gb</sub><sup>a</sup><sub>dd</sub>, r<sub>gb</sub><sup>a</sup><sub>ds</sub>, r<sub>gb</sub><sup>a</sup><sub>de</sub>, LAB\*<sub>ddx64M</sub> (x=LabCh), LAB\*<sub>ddx361M</sub> (x=LabCh), LAB\*<sub>dsx361M</sub> (x=LabCh), LAB\*<sub>dex361M</sub> (x=LabCh), LAB\*<sub>dex361M</sub> (x=LabCh). Rows contain numerical data for various color points.



vea archivos semejantes: http://130.149.60.45/~farbmetrik/QS32/QS32.HTM  
información técnica: http://www.ps.bam.de o http://130.149.60.45/~farbmetrik


TUB matrícula: 20130201-QS32/QS32L0FP.PDF /.PS  
aplicación para la medida de display output, ninguna separación

TUB material: code=rh4ta



Data of Maximum color M in colorimetric system sRGB standard device; no separation, D65 for input or output; Six hue angles of the 60 degree standard colours RYGBM<sub>s</sub>: h<sub>ab,ds</sub> = 30.0, 90.0, 150.0, 210.0, 270.0, 330.0; Six hue angles of the device colours RYGBM<sub>d</sub>: h<sub>ab,d</sub> = 40.0, 102.9, 136.0, 196.4, 306.3, 328.2; Six hue angles of the elementary colours RYGBM<sub>e</sub>: h<sub>ab,e</sub> = 25.5, 92.3, 162.2, 217.0, 271.7, 328.6

h <sub>ab,d</sub>	h <sub>ab,s</sub>	h <sub>ab,e</sub>	rgb* dd64M	LAB* ddx64M (x=LabCh)	rgb* dex361M	LAB* dex361M
40.0	30.0	25.4	1.0 0.0 0.0	50.4 76.9 64.5 100.4 40.0	1.0 0.0 0.263 50.9	78.3 37.3 86.7 25
41.3	37.5	33.8	1.0 0.125 0.0	51.5 73.9 64.9 98.3 41.3	1.0 0.0 0.156 50.7	77.7 51.0 92.9 33
44.6	45.0	42.1	1.0 0.25 0.0	54.0 66.7 65.9 93.8 44.6	1.0 0.157 0.0	52.2 72.0 65.3 97.2 42
50.7	52.5	50.5	1.0 0.375 0.0	58.2 55.4 67.9 87.7 50.7	1.0 0.358 0.0	57.7 56.9 67.8 88.6 49
59.7	60.0	58.8	1.0 0.5 0.0	63.6 41.3 71.0 82.2 59.7	1.0 0.488 0.0	63.1 42.8 70.9 82.8 58
71.0	67.5	67.2	1.0 0.625 0.0	70.1 25.7 75.0 79.3 71.0	1.0 0.577 0.0	67.6 31.8 73.9 80.5 66
82.9	75.0	75.6	1.0 0.75 0.0	77.2 9.8 79.7 80.4 82.9	1.0 0.673 0.0	72.8 19.8 77.3 79.8 75
93.8	82.5	83.9	1.0 0.875 0.0	84.8 -5.7 85.0 85.2 93.8	1.0 0.755 0.0	77.5 9.3 80.1 80.6 83
102.8	90.0	92.3	1.0 1.0 0.0	92.6 -20.7 90.7 93.0 102.8	1.0 0.857 0.0	83.7 -3.3 84.5 84.6 92
110.5	97.5	101.0	0.875 1.0 0.0	90.4 -33.1 88.1 94.1 110.5	1.0 0.967 0.0	90.6 -16.4 89.5 91.0 100
117.6	105.0	109.7	0.75 1.0 0.0	88.5 -44.9 85.8 96.8 117.6	0.888 1.0 0.0	90.7 -31.7 88.5 94.0 109
123.6	112.5	118.5	0.625 1.0 0.0	86.9 -55.8 83.9 100.7 123.6	0.743 1.0 0.0	88.5 -45.4 85.8 97.1 117
128.3	120.0	127.2	0.5 1.0 0.0	85.7 -65.2 82.4 105.1 128.3	0.529 1.0 0.0	86.0 -62.9 82.9 104.1 127
131.8	127.5	136.0	0.375 1.0 0.0	84.7 -72.8 81.2 109.1 131.8	0.132 1.0 0.0	83.8 -81.2 80.1 114.1 135
134.1	135.0	144.7	0.25 1.0 0.0	84.1 -78.2 80.5 112.2 134.1	1.0 0.0	0.41 84.1 -76.8 54.3 94.1 144
135.5	142.5	153.4	0.125 1.0 0.0	83.7 -81.4 80.0 114.2 135.5	0.0 1.0	0.573 84.6 -70.9 36.3 79.8 152
136.0	150.0	162.2	0.0 1.0 0.0	83.6 -82.7 79.8 115.0 136.0	0.0 1.0	0.706 85.2 -64.6 20.7 67.9 162
137.0	157.5	169.0	0.0 1.0 0.125 83.6	-82.1 76.6 112.3 137.0	0.0 1.0	0.778 85.5 -60.6 12.2 61.9 168
139.3	165.0	175.9	0.0 1.0 0.25 83.8	-80.5 69.1 106.1 139.3	0.0 1.0	0.847 85.9 -56.4 4.0 56.7 175
143.2	172.5	182.7	0.0 1.0 0.375 84.0	-77.8 58.1 97.1 143.2	0.0 1.0	0.9 86.2 -53.2 -2.0 53.3 182
148.6	180.0	189.6	0.0 1.0 0.5 84.3	-73.7 44.9 86.4 148.6	0.0 1.0	0.952 86.6 -49.8 -8.3 50.6 189
155.8	187.5	196.4	0.0 1.0 0.625 84.7	-68.5 30.6 75.0 155.8	0.0 1.0	0.997 86.9 -46.3 -13.2 48.3 195
165.6	195.0	203.2	0.0 1.0 0.75 85.3	-62.0 15.9 64.0 165.6	0.0 0.963 1.0	84.3 -42.5 -18.2 46.4 203
178.8	202.5	210.1	0.0 1.0 0.875 86.0	-54.5 1.0 54.5 178.8	0.0 0.929 1.0	81.8 -38.8 -22.1 44.7 209
196.3	210.0	216.9	0.0 1.0 1.0 86.8	-46.1 -13.5 48.1 196.3	0.0 0.89 1.0	79.1 -34.2 -25.7 42.9 216
219.8	217.5	223.8	0.0 0.875 1.0	77.9 -32.3 -27.0 42.1 219.8	0.0 0.859 1.0	76.9 -30.7 -29.0 42.4 223
247.2	225.0	230.6	0.0 0.75 1.0	69.1 -17.0 -40.7 44.1 247.2	0.0 0.826 1.0	74.5 -27.1 -33.1 43.0 230
269.8	232.5	237.5	0.0 0.625 1.0	60.3 -0.1 -54.6 54.6 269.8	0.0 0.797 1.0	72.4 -23.5 -36.3 43.4 237
285.0	240.0	244.3	0.0 0.5 1.0	51.7 18.3 -68.3 70.7 285.0	0.0 0.763 1.0	70.1 -18.9 -39.5 44.0 244
294.8	247.5	251.2	0.0 0.375 1.0	43.8 37.6 -81.2 89.5 294.8	0.0 0.731 1.0	67.8 -15.0 -43.1 45.8 250
301.1	255.0	258.0	0.0 0.25 1.0	37.1 55.9 -92.3 107.9 301.1	0.0 0.69 1.0	64.9 -10.1 -48.0 49.2 258
304.8	262.5	264.8	0.0 0.125 1.0	32.4 69.5 -100.0 121.8 304.8	0.0 0.655 1.0	62.4 -5.0 -51.8 52.1 264
306.2	270.0	271.7	0.0 0.0 1.0	30.3 76.0 -103.5 128.5 306.2	0.0 0.609 1.0	59.3 1.7 -56.5 56.6 271
306.6	277.5	278.8	0.125 0.0 1.0	31.0 76.2 -102.4 127.7 306.6	0.0 0.555 1.0	55.5 9.3 -62.9 63.7 278
307.5	285.0	285.9	0.25 0.0 1.0	32.6 76.8 -99.8 125.9 307.5	0.0 0.488 1.0	51.0 19.9 -69.6 72.5 285
309.2	292.5	293.0	0.375 0.0 1.0	35.1 77.9 -95.5 123.3 309.2	0.0 0.404 1.0	45.7 32.7 -78.5 85.2 292
311.6	300.0	300.1	0.5 0.0 1.0	38.5 79.8 -89.7 120.0 311.6	0.0 0.27 1.0	38.2 52.8 -90.6 105.0 300
314.8	307.5	307.2	0.625 0.0 1.0	42.7 82.5 -82.7 116.8 314.8	0.0 0.146 0.0	31.3 76.4 -102.0 127.5 306
318.8	315.0	314.3	0.75 0.0 1.0	47.2 85.8 -75.1 114.0 318.8	0.605 0.0 1.0	42.1 82.1 -83.8 117.4 314
323.3	322.5	321.4	0.875 0.0 1.0	52.1 89.8 -66.9 112.0 323.3	0.811 0.0 1.0	49.7 87.9 -71.0 113.1 321
328.2	330.0	328.6	1.0 0.0 1.0	57.2 94.3 -58.4 110.9 328.2	0.0 0.992 57.2	94.2 -57.4 110.3 328
334.0	337.5	335.7	1.0 0.0 0.875 55.6	90.3 -43.9 100.4 334.0	0.0 0.856 55.4	89.9 -41.4 99.0 335
341.6	345.0	342.8	1.0 0.0 0.75 54.2	86.7 -28.6 91.3 341.6	1.0 0.0	0.735 54.1 86.5 -26.6 90.6 342
351.4	352.5	349.9	1.0 0.0 0.625 53.0	83.6 -12.6 84.6 351.4	1.0 0.0	0.65 53.3 84.5 -15.6 86.0 349
362.9	360.0	357.0	1.0 0.0 0.5 52.0	81.1 4.1 81.2 362.9	1.0 0.0	0.618 53.0 83.6 -11.6 84.4 352
375.2	367.5	364.1	1.0 0.0 0.375 51.3	79.2 21.6 82.1 375.2	1.0 0.0	0.533 52.3 82.2 -0.1 82.2 359
386.7	375.0	371.2	1.0 0.0 0.25 50.8	77.9 39.2 87.2 386.7	1.0 0.0	0.441 51.7 80.7 12.5 81.7 368
395.4	382.5	378.3	1.0 0.0 0.125 50.6	77.2 54.9 94.8 395.4	1.0 0.0	0.361 51.3 79.3 23.6 82.8 376
400.0	390.0	385.4	1.0 0.0 0.0 50.4	76.9 64.5 100.4 400.0	1.0 0.0	0.263 50.9 78.3 37.3 86.7 385



vea archivos semejantes: <http://130.149.60.45/~farbmetrik/QS32/QS32.HTM>  
información técnica: <http://www.ps.bam.de> o <http://130.149.60.45/~farbmetrik>

TUB matrícula: 20130201-QS32/QS32L0FP.PDF /.PS  
aplicación para la medida de display output, ninguna separación  
TUB material: code=rh4ta










Data of Maximum color M in colorimetric system sRGB standard device; no separation, D65 for input or output; Six hue angles of the 60 degree standard colours RYGBM<sub>s</sub>; h<sub>ab,ds</sub> = 30.0, 90.0, 150.0, 210.0, 270.0, 330.0;

Six hue angles of the device colours RYGBM<sub>d</sub>; h<sub>ab,d</sub> = 40.0, 102.9, 136.0, 196.4, 306.3, 328.2; Six hue angles of the elementary colours RYGBM<sub>e</sub>; h<sub>ab,e</sub> = 25.5, 92.3, 162.2, 217.0, 271.7, 328.6

Table with columns: h<sub>ab,d</sub>, h<sub>ab,s</sub>, h<sub>ab,e</sub>, rgb\*\_dd361M, LAB\*<sub>d</sub>, LAB\*<sub>s</sub>, LAB\*<sub>e</sub>, dsx361Mi (x=LabCh), rgb\*\_ds361Mi, LAB\*<sub>d</sub>, LAB\*<sub>s</sub>, LAB\*<sub>e</sub>, ddx361Mi (x=LabCh), rgb\*\_dd361Mi, LAB\*<sub>d</sub>, LAB\*<sub>s</sub>, LAB\*<sub>e</sub>, dex361Mi (x=LabCh), rgb\*\_dd361Mi, LAB\*<sub>d</sub>, LAB\*<sub>s</sub>, LAB\*<sub>e</sub>. Rows contain numerical data for 28 color patches.




vea archivos semejantes: http://130.149.60.45/~farbmetrik/QS32/QS32.HTM  
información técnica: http://www.ps.bam.de o http://130.149.60.45/~farbmetrik

TUB matrícula: 20130201-QS32/QS32L0FP.PDF /.PS  
aplicación para la medida de display output, ninguna separación  
TUB material: code=rh4t4



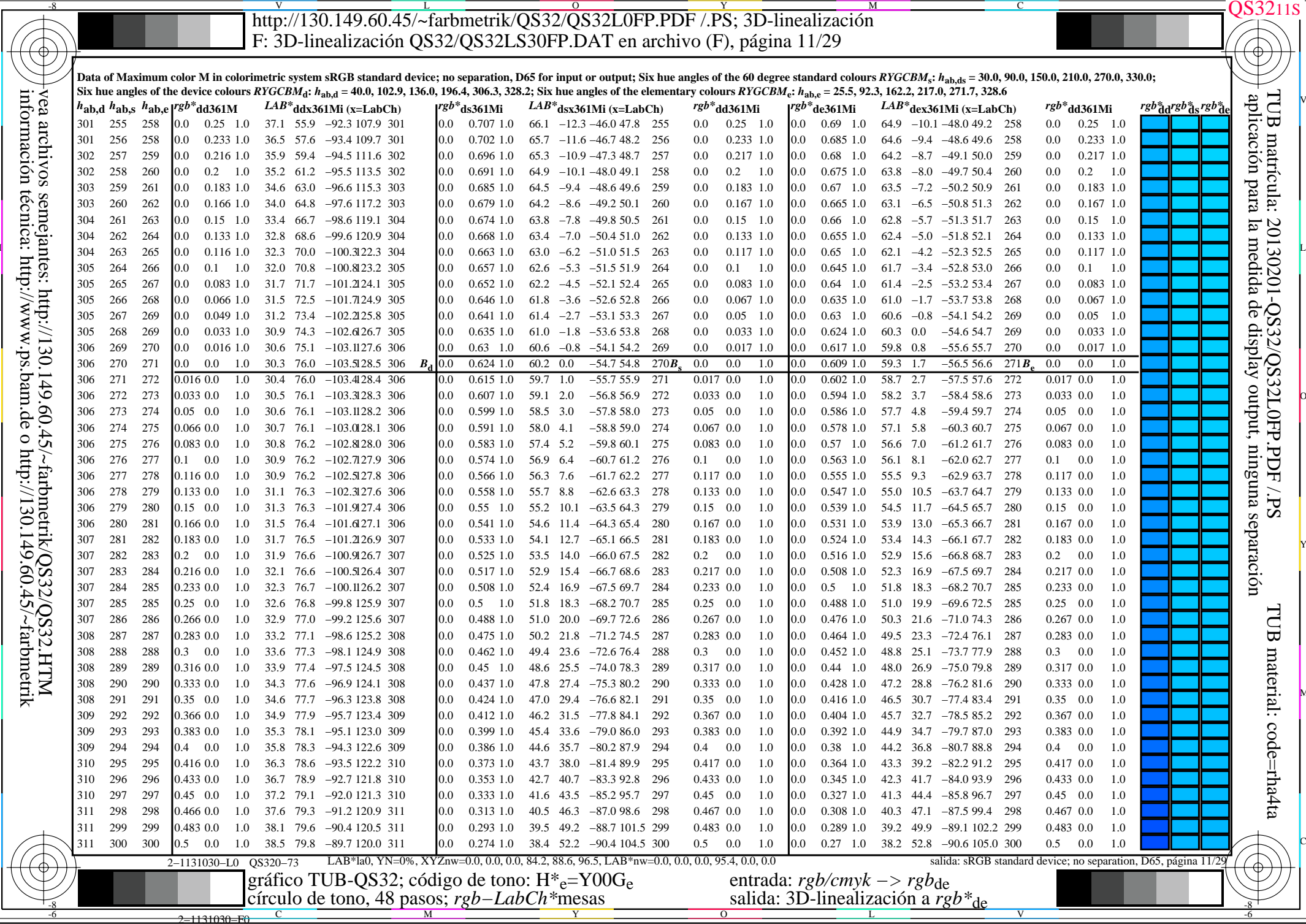
Data of Maximum color M in colorimetric system sRGB standard device; no separation, D65 for input or output; Six hue angles of the 60 degree standard colours *RYGCBM<sub>s</sub>*: *h<sub>ab,ds</sub>* = 30.0, 90.0, 150.0, 210.0, 270.0, 330.0; Six hue angles of the device colours *RYGCBM<sub>d</sub>*: *h<sub>ab,d</sub>* = 40.0, 102.9, 136.0, 196.4, 306.3, 328.2; Six hue angles of the elementary colours *RYGCBM<sub>e</sub>*: *h<sub>ab,e</sub>* = 25.5, 92.3, 162.2, 217.0, 271.7, 328.6

<i>h<sub>ab,d</sub></i>	<i>h<sub>ab,s</sub></i>	<i>h<sub>ab,e</sub></i>	<i>rgb<sup>b</sup>*_dd361M</i>	<i>LAB<sup>b</sup>*_d361Mi (x=LabCh)</i>	<i>rgb<sup>b</sup>*_ds361Mi</i>	<i>LAB<sup>b</sup>*_ds361Mi (x=LabCh)</i>	<i>rgb<sup>b</sup>*_dd361Mi</i>	<i>LAB<sup>b</sup>*_de361Mi (x=LabCh)</i>	<i>rgb<sup>b</sup>*_de361Mi</i>	<i>LAB<sup>b</sup>*_dex361Mi (x=LabCh)</i>	<i>rgb<sup>b</sup>*_dd361Mi</i>	<i>rgb<sup>b</sup>*_ds361Mi</i>	<i>rgb<sup>b</sup>*_de361Mi</i>
301	255	258	0.0	0.25	1.0	37.1	55.9	-92.3	107.9	301	0.0	0.25	1.0
301	256	258	0.0	0.233	1.0	36.5	57.6	-93.4	109.7	301	0.0	0.233	1.0
302	257	259	0.0	0.216	1.0	35.9	59.4	-94.5	111.6	302	0.0	0.217	1.0
302	258	260	0.0	0.2	1.0	35.2	61.2	-95.5	113.5	302	0.0	0.2	1.0
303	259	261	0.0	0.183	1.0	34.6	63.0	-96.6	115.3	303	0.0	0.183	1.0
303	260	262	0.0	0.166	1.0	34.0	64.8	-97.6	117.2	303	0.0	0.167	1.0
304	261	263	0.0	0.15	1.0	33.4	66.7	-98.6	119.1	304	0.0	0.15	1.0
304	262	264	0.0	0.133	1.0	32.8	68.6	-99.6	120.9	304	0.0	0.133	1.0
304	263	265	0.0	0.116	1.0	32.3	70.0	-100.3	122.3	304	0.0	0.117	1.0
305	264	266	0.0	0.1	1.0	32.0	70.8	-100.8	123.2	305	0.0	0.1	1.0
305	265	267	0.0	0.083	1.0	31.7	71.7	-101.2	124.1	305	0.0	0.083	1.0
305	266	268	0.0	0.066	1.0	31.5	72.5	-101.7	124.9	305	0.0	0.067	1.0
305	267	269	0.0	0.049	1.0	31.2	73.4	-102.2	125.8	305	0.0	0.05	1.0
305	268	269	0.0	0.033	1.0	30.9	74.3	-102.6	126.7	305	0.0	0.033	1.0
306	269	270	0.0	0.016	1.0	30.6	75.1	-103.1	127.6	306	0.0	0.017	1.0
306	270	271	0.0	0.0	1.0	30.3	76.0	-103.5	128.5	306	0.0	0.017	1.0
306	271	272	0.016	0.0	1.0	30.4	76.0	-103.4	128.4	306	0.0	0.0	1.0
306	272	273	0.033	0.0	1.0	30.5	76.1	-103.3	128.3	306	0.033	0.0	1.0
306	273	274	0.05	0.0	1.0	30.6	76.1	-103.1	128.2	306	0.05	0.0	1.0
306	274	275	0.066	0.0	1.0	30.7	76.1	-103.0	128.1	306	0.067	0.0	1.0
306	275	276	0.083	0.0	1.0	30.8	76.2	-102.8	128.0	306	0.083	0.0	1.0
306	276	277	0.1	0.0	1.0	30.9	76.2	-102.7	127.9	306	0.1	0.0	1.0
306	277	278	0.116	0.0	1.0	30.9	76.2	-102.5	127.8	306	0.117	0.0	1.0
306	278	279	0.133	0.0	1.0	31.1	76.3	-102.3	127.6	306	0.133	0.0	1.0
306	279	280	0.15	0.0	1.0	31.3	76.3	-101.9	127.4	306	0.15	0.0	1.0
306	280	281	0.166	0.0	1.0	31.5	76.4	-101.6	127.1	306	0.167	0.0	1.0
307	281	282	0.183	0.0	1.0	31.7	76.5	-101.2	126.9	307	0.183	0.0	1.0
307	282	283	0.2	0.0	1.0	31.9	76.6	-100.9	126.7	307	0.2	0.0	1.0
307	283	284	0.216	0.0	1.0	32.1	76.6	-100.5	126.4	307	0.217	0.0	1.0
307	284	285	0.233	0.0	1.0	32.3	76.7	-100.1	126.2	307	0.233	0.0	1.0
307	285	285	0.25	0.0	1.0	32.6	76.8	-99.8	125.9	307	0.25	0.0	1.0
307	286	286	0.266	0.0	1.0	32.9	77.0	-99.2	125.6	307	0.267	0.0	1.0
308	287	287	0.283	0.0	1.0	33.2	77.1	-98.6	125.2	308	0.283	0.0	1.0
308	288	288	0.3	0.0	1.0	33.6	77.3	-98.1	124.9	308	0.3	0.0	1.0
308	289	289	0.316	0.0	1.0	33.9	77.4	-97.5	124.5	308	0.317	0.0	1.0
308	290	290	0.333	0.0	1.0	34.3	77.6	-96.9	124.1	308	0.333	0.0	1.0
308	291	291	0.35	0.0	1.0	34.6	77.7	-96.3	123.8	308	0.35	0.0	1.0
309	292	292	0.366	0.0	1.0	34.9	77.9	-95.7	123.4	309	0.367	0.0	1.0
309	293	293	0.383	0.0	1.0	35.3	78.1	-95.1	123.0	309	0.383	0.0	1.0
309	294	294	0.4	0.0	1.0	35.8	78.3	-94.3	122.6	309	0.4	0.0	1.0
310	295	295	0.416	0.0	1.0	36.3	78.6	-93.5	122.2	310	0.417	0.0	1.0
310	296	296	0.433	0.0	1.0	36.7	78.9	-92.7	121.8	310	0.433	0.0	1.0
310	297	297	0.45	0.0	1.0	37.2	79.1	-92.0	121.3	310	0.45	0.0	1.0
311	298	298	0.466	0.0	1.0	37.6	79.3	-91.2	120.9	311	0.467	0.0	1.0
311	299	299	0.483	0.0	1.0	38.1	79.6	-90.4	120.5	311	0.483	0.0	1.0
311	300	300	0.5	0.0	1.0	38.5	79.8	-89.7	120.0	311	0.5	0.0	1.0



vea archivos semejantes: <http://130.149.60.45/~farbmetrik/QS32/QS32.L0FP.PDF>  
 información técnica: <http://www.ps.bam.de> o <http://130.149.60.45/~farbmetrik>


TUB matrícula: 20130201-QS32/QS32L0FP.PDF /.PS  
 aplicación para la medida de display output, ninguna separación  
 TUB material: code=rha4ta



Data of Maximum color M in colorimetric system sRGB standard device; no separation, D65 for input or output; Six hue angles of the 60 degree standard colours *RYGCBM<sub>s</sub>*;  $h_{ab,ds} = 30.0, 90.0, 150.0, 210.0, 270.0, 330.0$ ;

Six hue angles of the device colours *RYGCBM<sub>d</sub>*;  $h_{ab,d} = 40.0, 102.9, 136.0, 196.4, 306.3, 328.2$ ; Six hue angles of the elementary colours *RYGCBM<sub>e</sub>*;  $h_{ab,e} = 25.5, 92.3, 162.2, 217.0, 271.7, 328.6$

Table with columns: hab,d hab,s hab,e rgb\* dd361M LAB\* ddx361Mi (x=LabCh) rgb\* ds361Mi LAB\* dsx361Mi (x=LabCh) rgb\* dd361Mi LAB\* dex361Mi (x=LabCh) rgb\* dd361Mi LAB\* dex361Mi (x=LabCh) and rows of numerical data.



Data of Maximum color M in colorimetric system sRGB standard device; no separation, D65 for input or output; Six hue angles of the 60 degree standard colours RYGBM<sub>s</sub>; h<sub>ab,ds</sub> = 30.0, 90.0, 150.0, 210.0, 270.0, 330.0;  
Six hue angles of the device colours RYGBM<sub>d</sub>; h<sub>ab,d</sub> = 40.0, 102.9, 136.0, 196.4, 306.3, 328.2; Six hue angles of the elementary colours RYGBM<sub>e</sub>; h<sub>ab,e</sub> = 25.5, 92.3, 162.2, 217.0, 271.7, 328.6

h <sub>ab,d</sub>	h <sub>ab,s</sub>	h <sub>ab,e</sub>	rgb <sup>*</sup> <sub>dd361M</sub>	LAB <sup>*</sup> <sub>ddx361Mi (x=LabCh)</sub>	rgb <sup>*</sup> <sub>ds361Mi</sub>	LAB <sup>*</sup> <sub>dsx361Mi (x=LabCh)</sub>	rgb <sup>*</sup> <sub>dd361Mi</sub>	LAB <sup>*</sup> <sub>de361Mi</sub>	dex361Mi (x=LabCh)	rgb <sup>*</sup> <sub>dd361Mi</sub>	rgb <sup>*</sup> <sub>dd</sub>	rgb <sup>*</sup> <sub>ds</sub>	rgb <sup>*</sup> <sub>de</sub>
341	345	342	1.0	0.0	0.75	54.2	86.7	-28.6	91.3	341	1.0	0.0	0.75
342	346	343	1.0	0.0	0.733	54.0	86.5	-26.4	90.4	342	1.0	0.0	0.733
344	347	344	1.0	0.0	0.716	53.8	86.2	-24.2	89.5	344	1.0	0.0	0.716
345	348	345	1.0	0.0	0.7	53.7	85.8	-22.0	88.6	345	1.0	0.0	0.7
346	349	346	1.0	0.0	0.683	53.5	85.4	-19.9	87.7	346	1.0	0.0	0.683
348	350	347	1.0	0.0	0.666	53.4	85.0	-17.8	86.8	348	1.0	0.0	0.666
349	351	348	1.0	0.0	0.65	53.2	84.5	-15.7	85.9	349	1.0	0.0	0.65
350	352	349	1.0	0.0	0.633	53.0	83.9	-13.6	85.0	350	1.0	0.0	0.633
352	353	350	1.0	0.0	0.616	52.9	83.6	-11.4	84.3	352	1.0	0.0	0.616
353	354	351	1.0	0.0	0.6	52.8	83.4	-9.1	83.9	353	1.0	0.0	0.6
355	355	352	1.0	0.0	0.583	52.7	83.2	-6.9	83.5	355	1.0	0.0	0.583
356	356	353	1.0	0.0	0.566	52.5	82.9	-4.6	83.0	356	1.0	0.0	0.566
358	357	354	1.0	0.0	0.55	52.4	82.5	-2.4	82.6	358	1.0	0.0	0.55
359	358	355	1.0	0.0	0.533	52.3	82.1	-0.1	82.1	359	1.0	0.0	0.533
361	359	356	1.0	0.0	0.516	52.1	81.6	2.0	81.7	361	1.0	0.0	0.516
362	360	352	1.0	0.0	0.5	52.0	81.1	4.1	81.2	362	1.0	0.0	0.5
364	361	353	1.0	0.0	0.483	51.9	81.1	6.5	81.3	364	1.0	0.0	0.483
366	362	354	1.0	0.0	0.466	51.8	81.0	8.8	81.5	366	1.0	0.0	0.466
367	363	355	1.0	0.0	0.45	51.7	80.8	11.1	81.6	367	1.0	0.0	0.45
369	364	356	1.0	0.0	0.433	51.6	80.6	13.5	81.7	369	1.0	0.0	0.433
371	365	357	1.0	0.0	0.416	51.5	80.3	15.8	81.8	371	1.0	0.0	0.416
372	366	358	1.0	0.0	0.4	51.4	79.9	18.1	81.9	372	1.0	0.0	0.4
374	367	359	1.0	0.0	0.383	51.4	79.5	20.4	82.1	374	1.0	0.0	0.383
376	368	360	1.0	0.0	0.366	51.3	79.3	22.7	82.5	376	1.0	0.0	0.366
377	369	362	1.0	0.0	0.35	51.2	79.3	25.1	83.2	377	1.0	0.0	0.35
379	370	363	1.0	0.0	0.333	51.1	79.2	27.4	83.8	379	1.0	0.0	0.333
380	371	364	1.0	0.0	0.316	51.1	79.1	29.7	84.5	380	1.0	0.0	0.316
382	372	365	1.0	0.0	0.3	51.0	78.9	32.1	85.2	382	1.0	0.0	0.3
383	373	366	1.0	0.0	0.283	51.0	78.7	34.4	85.9	383	1.0	0.0	0.283
385	374	367	1.0	0.0	0.266	50.9	78.3	36.8	86.6	385	1.0	0.0	0.266
386	375	368	1.0	0.0	0.25	50.8	77.9	39.2	87.2	386	1.0	0.0	0.25
387	376	369	1.0	0.0	0.233	50.8	78.0	41.2	88.2	387	1.0	0.0	0.233
389	377	370	1.0	0.0	0.216	50.8	78.0	43.3	89.2	389	1.0	0.0	0.216
390	378	372	1.0	0.0	0.2	50.7	78.0	45.4	90.2	390	1.0	0.0	0.2
391	379	373	1.0	0.0	0.183	50.7	77.9	47.5	91.2	391	1.0	0.0	0.183
392	380	374	1.0	0.0	0.166	50.6	77.8	49.6	92.2	392	1.0	0.0	0.166
393	381	375	1.0	0.0	0.15	50.6	77.6	51.9	93.3	393	1.0	0.0	0.15
394	382	376	1.0	0.0	0.133	50.6	77.3	53.9	94.3	394	1.0	0.0	0.133
395	383	377	1.0	0.0	0.116	50.5	77.2	55.6	95.1	395	1.0	0.0	0.116
396	384	378	1.0	0.0	0.1	50.5	77.2	56.8	95.9	396	1.0	0.0	0.1
396	385	379	1.0	0.0	0.083	50.5	77.2	58.1	96.6	396	1.0	0.0	0.083
397	386	381	1.0	0.0	0.066	50.5	77.2	59.4	97.4	397	1.0	0.0	0.066
398	387	382	1.0	0.0	0.049	50.5	77.1	60.6	98.1	398	1.0	0.0	0.049
398	388	383	1.0	0.0	0.033	50.5	77.1	61.9	98.9	398	1.0	0.0	0.033
399	389	384	1.0	0.0	0.016	50.5	77.0	63.2	99.6	399	1.0	0.0	0.016
400	390	385	1.0	0.0	0.0	50.4	76.9	64.5	100.4	400	1.0	0.0	0.0

vea archivos semejantes: <http://130.149.60.45/~farbmetrik/QS32/QS32.HTM>  
información técnica: <http://www.ps.bam.de> o <http://130.149.60.45/~farbmetrik>

TUB matrícula: 20130201-QS32/QS32L0FP.PDF /.PS  
aplicación para la medida de display output, ninguna separación  
TUB material: code=rh4t4



vea archivos semejantes: <http://130.149.60.45/~farbmetrik/QS32/QS32L0FP.PDF> / .PS  
información técnica: <http://www.ps.bam.de> o <http://130.149.60.45/~farbmetrik>

TUB matrícula: 20130201-QS32/QS32L0FP.PDF /.PS  
aplicación para la medida de display output, ninguna separación  
TUB material: code=rh4t4

Table with columns: nj, HIC\*Fde, rgb\_Fde, icf\_Fde, hsi\_Fde, rgb\*Fde, LabCh\*Fde, rgb\*Fde, LabCh\*Fde, DE\*Fde hsiMde, rgb\*Mde, LabCh\*Mde. It contains multiple rows of numerical data representing color calibration parameters.

delta E\* = 0.8

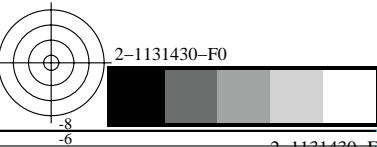


gráfico TUB-QS32; código de tono: H\*e=Y00G\_e  
colores y diferencia en color, ΔE\*<sup>\*</sup>

entrada: rgb/cmyk -> rgb<sub>de</sub>  
salida: 3D-linealización a rgb\*<sub>de</sub>



vea archivos semejantes: <http://130.149.60.45/~farbmetrik/QS32/QS32.HTM>  
información técnica: <http://www.ps.bam.de> o <http://130.149.60.45/~farbmetrik>

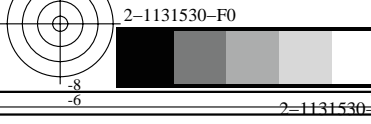
TUB matrícula: 20130201-QS32/QS32L0FP.PDF /.PS  
aplicación para la medida de display output, ninguna separación  
TUB material: code=rh4ta

Table with columns: n=j, HIC\*Fde, rgb\_Fde, icf\_Fde, hsi\_Fde, rgb\*Fde, LabCh\*Fde, LabCh\*\*Fde, DE\*\*Fde hsiMde, rgb\*\*Mde, LabCh\*\*Mde. It contains 80 rows of color calibration data for various color patches.

delta E\* = 0.6

gráfico TUB-QS32; código de tono: H\*e=Y00G<sub>e</sub>  
colores y diferencia en color, ΔE\*<sup>\*</sup>

entrada: rgb/cmyk -> rgb<sub>de</sub>  
salida: 3D-linealización a rgb\*<sub>de</sub>









http://130.149.60.45/~farbmetrik/QS32/QS32LOFP.PDF /.PS; 3D-linealización  
F: 3D-linealización QS32/QS32LS30FP.DAT en archivo (F), página 19/29

vea archivos semejantes: <http://130.149.60.45/~farbmetrik/QS32/QS32.HTM>  
información técnica: <http://www.ps.bam.de> o <http://130.149.60.45/~farbmetrik>

Table with columns: n, HIC\*Fde, rgb\_Fde, icf\_Fde, hsi\_Fde, rgb\*\*Fde, LabCh\*\*Fde, rgb\*\*Mde, LabCh\*\*Mde, DE\*\*Fde hsiMde, rgb\*\*Mde, LabCh\*\*Mde. It contains 323 rows of color calibration data.

delta E\* = 0.5

gráfico TUB-QS32; código de tono: H\*e=Y00G\_e  
colores y diferencia en color, ΔE\*<sup>a</sup>

entrada: rgb/cmyk -> rgb<sub>de</sub>  
salida: 3D-linealización a rgb\*<sub>de</sub>

TUB matrícula: 20130201-QS32/QS32LOFP.PDF /.PS  
aplicación para la medida de display output, ninguna separación  
TUB material: code=rh4ta

vea archivos semejantes: <http://130.149.60.45/~farbmetrik/QS32/QS32.HTM>  
información técnica: <http://www.ps.bam.de> o <http://130.149.60.45/~farbmetrik>

TUB matrícula: 20130201-QS32/QS32LOFP.PDF /.PS  
aplicación para la medida de display output, ninguna separación  
TUB material: code=rh4ta

Table with columns: n, HIC\*Fde, rgb\_Fde, icf\_Fde, hsi\_Fde, rgb\*\*Fde, LabCh\*\*Fde, rgb\*\*Mde, LabCh\*\*Mde, DE\*\*Fde hsiMde, rgb\*\*Mde, LabCh\*\*Mde. It contains a large grid of numerical data for color calibration.

2-1131930-F0

QS320-N, 2029-F

gráfico TUB-QS32; código de tono: H\*e=Y00G<sub>e</sub>  
colores y diferencia en color, ΔE\*<sup>a</sup>\*

entrada: rgb/cmyk -> rgb<sub>de</sub>  
salida: 3D-linealización a rgb\*<sub>de</sub>

delta E\*\* = 0.4

2-1131930-F0

C

M

Y

O

Y

O

Y

O

Y

O

Y

O

Y

O

Y

O

Y

O

Y

O

Y

O

Y

vea archivos semejantes: <http://130.149.60.45/~farbmetrik/QS32/QS32L0FP.PDF> / .PS  
información técnica: <http://www.ps.bam.de> o <http://130.149.60.45/~farbmetrik>

TUB matrícula: 20130201-QS32/QS32L0FP.PDF /.PS  
aplicación para la medida de display output, ninguna separación

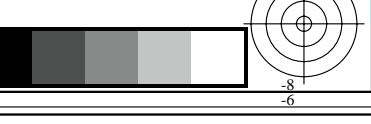
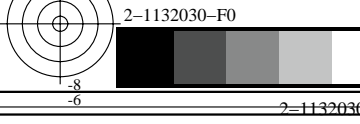
TUB material: code=rh4ta

Table with columns: n, HIC\*Fde, rgb\_Fde, icf\_Fde, hsi\_Fde, rgb\*\*Fde, LabCh\*\*Fde, LabCh\*\*Fde, rgb\*\*Fde, LabCh\*\*Fde, DE\*\*Fde hsiMde, rgb\*\*Mde, LabCh\*\*Mde. It contains a large grid of numerical data representing color calibration parameters for various color patches.

delta E\* = 0.4

gráfico TUB-QS32; código de tono: H\*e=Y00G\_e  
colores y diferencia en color, ΔE\*<sup>\*</sup>

entrada: rgb/cmyk -> rgb<sub>de</sub>  
salida: 3D-linealización a rgb\*<sub>de</sub>



vea archivos semejantes: <http://130.149.60.45/~farbmetrik/QS32/QS32.HTM>  
información técnica: <http://www.ps.bam.de> o <http://130.149.60.45/~farbmetrik>

Table with columns: n, HIC\*Fde, rgb\_Fde, icf\_Fde, hsi\_Fde, rgb\*\*Fde, LabCh\*\*Fde, rgb\*\*Mde, LabCh\*\*Mde, DE\*\*Fde hsiMde, rgb\*\*Mde, LabCh\*\*Mde. It contains a large grid of numerical data for various color and grayscale calibration points.

delta E\* = 0.4

gráfico TUB-QS32; código de tono: H\*e=Y00Ge  
colores y diferencia en color, ΔE\*\*

entrada: rgb/cmyk -> rgb<sub>de</sub>  
salida: 3D-linealización a rgb\*\_de

TUB matrícula: 20130201-QS32/QS32LOFP.PDF /.PS  
aplicación para la medida de display output, ninguna separación  
TUB material: code=rh4ta



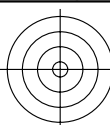


Table with columns: n, HIC\*Fde, rgb\_Fde, icf\_Fde, hsi\_Fde, rgb\*Fde, LabCh\*Fde, rgb\*\*Fde, LabCh\*\*Fde, DE\*\*Fde hsiMde, rgb\*\*Mde, LabCh\*\*Mde. Rows 648-728.

TUB matrícula: 20130201-QS32/QS32L0FP.PDF /.PS  
aplicación para la medida de display output, ninguna separación

TUB material: code=rh4t4

delta E\*\* = 2.5

vea archivos semejantes: http://130.149.60.45/~farbmetrik/QS32/QS32.HTM  
información técnica: http://www.ps.bam.de o http://130.149.60.45/~farbmetrik

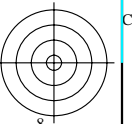
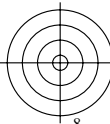


gráfico TUB-QS32; código de tono: H\*e=Y00G\_e  
colores y diferencia en color, ΔE\*\*

entrada: rgb/cmyk -> rgb\_de  
salida: 3D-linealización a rgb\*\_de



vea archivos semejantes: <http://130.149.60.45/~farbmetrik/QS32/QS32.HTM>  
información técnica: <http://www.ps.bam.de> o <http://130.149.60.45/~farbmetrik>

TUB matrícula: 20130201-QS32/QS32LOFP.PDF /.PS  
aplicación para la medida de display output, ninguna separación  
TUB material: code=rh4ta

Table with columns: n, HIC\*Fde, rgb\_Fde, icf\_Fde, hsi\_Fde, rgb\*\*Fde, LabCh\*Fde, rgb\*\*Mde, LabCh\*\*Mde, DE\*\*Fde hsiMde, rgb\*\*Mde, LabCh\*\*Mde. Rows 729-809.

delta E\*\* = 0.7

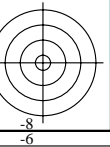
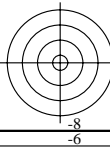
2-1132430-F0

QS320-7N, 25/29-F

gráfico TUB-QS32; código de tono: H\*e=Y00Ge  
colores y diferencia en color, ΔE\*\*

entrada: rgb/cmyk -> rgb<sub>de</sub>  
salida: 3D-linealización a rgb\*<sub>de</sub>

2-1132430-F0



6

6

vea archivos semejantes: <http://130.149.60.45/~farbmetrik/QS32/QS32.HTM>  
información técnica: <http://www.ps.bam.de> o <http://130.149.60.45/~farbmetrik>

TUB matrícula: 20130201-QS32/QS32LOFP.PDF /.PS  
aplicación para la medida de display output, ninguna separación  
TUB material: code=rh4ta

Table with columns: n, HIC\*Fde, rgb\_Fde, icf\_Fde, hsi\_Fde, rgb\*Fde, LabCh\*Fde, rgb\*Fde, LabCh\*Fde, DE\*Fde hsiMde, rgb\*Mde, LabCh\*Mde. It contains a large grid of numerical data for various color and display parameters.

delta E\* = 0.6

gráfico TUB-QS32; código de tono: H\*e=Y00Ge  
colores y diferencia en color, ΔE\*<sup>\*</sup>

entrada: rgb/cmyk -> rgb<sub>de</sub>  
salida: 3D-linealización a rgb\*<sub>de</sub>

vea archivos semejantes: <http://130.149.60.45/~farbmetrik/QS32/QS32.HTM>  
información técnica: <http://www.ps.bam.de> o <http://130.149.60.45/~farbmetrik>

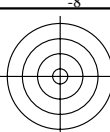
TUB matrícula: 20130201-QS32/QS32L0FP.PDF /.PS  
aplicación para la medida de display output, ninguna separación  
TUB material: code=rh4ta

Table with columns: n, HIC\*Fde, rgb\_Fde, icf\_Fde, hsi\_Fde, rgb\*Fde, LabCh\*Fde, rgb\*Fde, LabCh\*Fde, DE\*Fde hsiMde, rgb\*Mde, LabCh\*Mde. It contains a large grid of numerical data for various color and display parameters.

delta E\* = 0.6

gráfico TUB-QS32; código de tono: H\*e=Y00Ge  
colores y diferencia en color, ΔE\*<sup>\*</sup>

entrada: rgb/cmyk -> rgb<sub>de</sub>  
salida: 3D-linealización a rgb\*<sub>de</sub>



vea archivos semejantes: <http://130.149.60.45/~farbmetrik/QS32/QS32.HTM>  
información técnica: <http://www.ps.bam.de> o <http://130.149.60.45/~farbmetrik>

TUB matrícula: 20130201-QS32/QS32L0FP.PDF /.PS  
aplicación para la medida de display output, ninguna separación

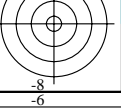
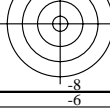
TUB material: code=rh4ta

Table with columns: n, HIC\*Fde, rgb\_Fde, icf\_Fde, hsi\_Fde, rgb\*Fde, LabCh\*Fde, LabCh\*Fde, DE\*Fde hsiMde, rgb\*Mde, LabCh\*Mde. Rows 972-1052.

delta E\*\* = 0.3

gráfico TUB-QS32; código de tono: H\*e=Y00G\_e  
colores y diferencia en color, ΔE\*\*

entrada: rgb/cmyk -> rgb\_de  
salida: 3D-linealización a rgb\*\_de



vea archivos semejantes: <http://130.149.60.45/~farbmetrik/QS32/QS32.HTM>  
información técnica: <http://www.ps.bam.de> o <http://130.149.60.45/~farbmetrik>

TUB matrícula: 20130201-QS32/QS32L0FP.PDF /.PS  
aplicación para la medida de display output, ninguna separación

TUB material: code=rh4ta

n	HIC*Fde	rgb_Fde	icf_Fde	hsi_Fde	rgb*Fde	LabCh*Fde	rgb**Fde	LabCh**Fde	DE**Fde hsiMde	rgb*Mde	LabCh*Mde	
1053	NW_086de	0.866 0.866 0.866	0.866 0.0	0.866 360	0.866 0.866 0.866	82.6 0.0 0.0	0.847 0.85 0.85	82.5 -0.1 0.0 0.1	209.2 0.2 360	1.0 1.0 1.0	95.4 0.0 0.0	
1054	NW_093de	0.933 0.933 0.933	0.933 0.0	0.933 360	0.933 0.933 0.933	89.0 0.0 0.0	0.921 0.924 0.924	88.9 -0.2 -0.1 0.2	207.0 0.2 360	1.0 1.0 1.0	95.4 0.0 0.0	
1055	NW_100de	1.0 1.0 1.0	1.0 0.0	1.0 360	1.0 1.0 1.0	95.4 0.0 0.0	1.0 1.0 1.0	95.4 0.0 0.0	325.2 0.0 360	1.0 1.0 1.0	95.4 0.0 0.0	
1056	NW_000de	0.0 0.0 0.0	0.0 0.0	0.0 360	0.0 0.0 0.0	0.0 0.0 0.0	0.0 0.0 0.0	0.0 0.0 0.0	0.0 0.0 360	1.0 1.0 1.0	95.4 0.0 0.0	
1057	NW_006de	0.066 0.066 0.066	0.066 0.0	0.066 360	0.066 0.066 0.066	6.2 0.0 0.0	0.068 0.07 0.07	4.7 -0.1 0.0 0.1	215.3 1.5 360	1.0 1.0 1.0	95.4 0.0 0.0	
1058	NW_013de	0.133 0.133 0.133	0.133 0.0	0.133 360	0.133 0.133 0.133	12.6 0.0 0.0	0.134 0.138 0.138	12.6 -0.5 -0.1 0.5	198.8 0.5 360	1.0 1.0 1.0	95.4 0.0 0.0	
1059	NW_020de	0.2 0.2 0.2	0.2 0.0	0.2 360	0.2 0.2 0.2	19.0 0.0 0.0	0.181 0.193 0.193	18.7 -1.1 -0.4 1.2	202.3 1.3 360	1.0 1.0 1.0	95.4 0.0 0.0	
1060	NW_026de	0.266 0.266 0.266	0.266 0.0	0.266 360	0.266 0.266 0.266	25.3 0.0 0.0	0.25 0.251 0.251	25.4 0.0 0.0 0.0	198.2 0.1 360	1.0 1.0 1.0	95.4 0.0 0.0	
1061	NW_033de	0.333 0.333 0.333	0.333 0.0	0.333 360	0.333 0.333 0.333	31.7 0.0 0.0	0.303 0.311 0.311	31.6 -0.7 -0.3 0.8	203.1 0.8 360	1.0 1.0 1.0	95.4 0.0 0.0	
1062	NW_040de	0.4 0.4 0.4	0.4 0.0	0.4 360	0.4 0.4 0.4	38.1 0.0 0.0	0.374 0.374 0.374	38.2 0.0 0.0 0.0	217.7 0.1 360	1.0 1.0 1.0	95.4 0.0 0.0	
1063	NW_046de	0.466 0.466 0.466	0.466 0.0	0.466 360	0.466 0.466 0.466	44.4 0.0 0.0	0.431 0.437 0.437	44.4 -0.5 -0.2 0.5	203.8 0.5 360	1.0 1.0 1.0	95.4 0.0 0.0	
1064	NW_053de	0.533 0.533 0.533	0.533 0.0	0.533 360	0.533 0.533 0.533	50.8 0.0 0.0	0.503 0.504 0.504	51.0 0.0 0.0 0.0	222.6 0.1 360	1.0 1.0 1.0	95.4 0.0 0.0	
1065	NW_060de	0.6 0.6 0.6	0.6 0.0	0.6 360	0.6 0.6 0.6	57.2 0.0 0.0	0.564 0.569 0.569	57.1 -0.3 -0.1 0.4	204.7 0.4 360	1.0 1.0 1.0	95.4 0.0 0.0	
1066	NW_066de	0.666 0.666 0.666	0.666 0.0	0.666 360	0.666 0.666 0.666	63.5 0.0 0.0	0.634 0.635 0.635	63.3 -0.1 0.0 0.1	207.4 0.2 360	1.0 1.0 1.0	95.4 0.0 0.0	
1067	NW_073de	0.734 0.734 0.734	0.734 0.0	0.734 360	0.734 0.734 0.734	70.0 0.0 0.0	0.703 0.706 0.707	69.8 -0.3 -0.1 0.3	205.7 0.4 360	1.0 1.0 1.0	95.4 0.0 0.0	
1068	NW_080de	0.8 0.8 0.8	0.8 0.0	0.8 360	0.8 0.8 0.8	76.3 0.0 0.0	0.775 0.778 0.778	76.1 -0.1 0.0 0.2	206.4 0.2 360	1.0 1.0 1.0	95.4 0.0 0.0	
1069	NW_086de	0.866 0.866 0.866	0.866 0.0	0.866 360	0.866 0.866 0.866	82.6 0.0 0.0	0.847 0.85 0.85	82.5 -0.1 0.0 0.1	209.2 0.2 360	1.0 1.0 1.0	95.4 0.0 0.0	
1070	NW_093de	0.933 0.933 0.933	0.933 0.0	0.933 360	0.933 0.933 0.933	89.0 0.0 0.0	0.921 0.924 0.924	88.9 -0.2 -0.1 0.2	207.0 0.2 360	1.0 1.0 1.0	95.4 0.0 0.0	
1071	NW_100de	1.0 1.0 1.0	1.0 0.0	1.0 360	1.0 1.0 1.0	95.4 0.0 0.0	1.0 1.0 1.0	95.4 0.0 0.0	325.2 0.0 360	1.0 1.0 1.0	95.4 0.0 0.0	
1072	NW_000de	0.0 0.0 0.0	0.0 0.0	0.0 360	0.0 0.0 0.0	0.0 0.0 0.0	0.0 0.0 0.0	0.0 0.0 0.0	0.0 0.0 360	1.0 1.0 1.0	95.4 0.0 0.0	
1073	NW_100de	1.0 1.0 1.0	1.0 0.0	1.0 360	1.0 1.0 1.0	95.4 0.0 0.0	1.0 1.0 1.0	95.4 0.0 0.0	325.2 0.0 360	1.0 1.0 1.0	95.4 0.0 0.0	
1074	R00Y_100_100de	1.0 0.0 0.0	1.0 1.0 0.5	390	1.0 0.0 0.263	50.9 78.3 37.3	1.0 0.0 0.264	50.9 78.1 37.1	86.5 25.4 0.2	375	1.0 0.0 0.263	50.9 78.3 37.3
1075	G50B_100_100de	0.0 1.0 1.0	1.0 1.0 0.5	210	0.0 0.89 1.0	79.0 -34.2 -25.7	0.0 0.89 1.0	79.0 -34.1 -25.3	42.5 216.6 0.4	215	0.0 0.89 1.0	79.0 -34.2 -25.7
1076	Y00G_100_100de	1.0 1.0 0.0	1.0 1.0 0.5	90	1.0 0.856 0.0	83.7 -3.4 84.5	1.0 0.856 0.0	83.6 -3.4 84.2	84.3 92.3 0.2	82	1.0 0.856 0.0	83.7 -3.4 84.5
1077	B00R_100_100de	0.0 0.0 1.0	1.0 1.0 0.5	270	0.0 0.609 1.0	59.2 1.7 -56.6	0.0 0.609 1.0	59.2 2.0 -56.3	56.3 272.1 0.4	232	0.0 0.609 1.0	59.2 1.7 -56.6
1078	G00B_100_100de	0.0 1.0 0.0	1.0 1.0 0.5	150	0.0 1.0 0.706	85.1 -64.6 20.7	0.0 1.0 0.707	85.1 -64.3 20.9	67.6 162.0 0.3	193	0.0 1.0 0.706	85.1 -64.6 20.7
1079	B50R_100_100de	1.0 0.0 1.0	1.0 1.0 0.5	330	1.0 0.0 0.991	57.1 94.1 -57.4	1.0 0.0 0.991	57.1 94.0 -57.4	110.2 328.5 0.0	330	1.0 0.0 0.991	57.1 94.1 -57.4

delta E\*\* = 0.3

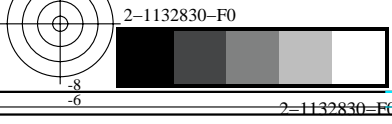


gráfico TUB-QS32; código de tono: H\*e=Y00G\_e  
colores y diferencia en color, ΔE\*\*

entrada: rgb/cmyk -> rgb\_de  
salida: 3D-linealización a rgb\*\_de

