

Entrada i salida: Offset Reflective System ORS18a for relative CIELAB hue $h_{ab,a,rel} = h_{ab}/360 = 68/360 = 0.19$

$H^*_ = R50Y_$

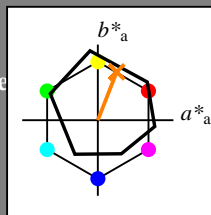
Datos del dispositivo (d) o elemental (e) color:

$HIC^*_$

código de tono para los colores de esta página:

$H^*_ = R50Y_$

triángulo claridad T^*



ORS18a; datos adaptados CIELAB (a)					
name	$L^*=L^*_a$	a^*_a	b^*_a	$C^*_{ab,a}$	$h^*_{ab,a}$
R _{-,Ma}	47.9	65.3	50.5	82.6	37
Y _{-,Ma}	90.3	-10.2	91.7	92.3	96
G _{-,Ma}	50.9	-62.8	34.9	71.9	150
C _{-,Ma}	58.6	-30.3	-45.0	54.2	236
B _{-,Ma}	25.7	31.0	-44.4	54.2	305
M _{-,Ma}	48.1	75.2	-8.3	75.7	353
N _{-,Ma}	18.0	0.0	0.0	0.0	0
W _{-,Ma}	95.4	0.0	0.0	0.0	0
R _{-,CIE}	39.9	58.7	27.9	65.0	25
Y _{-,CIE}	81.2	-2.8	71.5	71.6	92
G _{-,CIE}	52.2	-42.4	13.6	44.5	162
B _{-,CIE}	30.5	1.4	-46.4	46.4	271

Los datos de color máximo (Ma):

$LabCh^*_{-,Ma}$: 68 25 63 68 68

$HIC^*_{-,Ma}$: R50Y_100_100_

$rgbic^*_{-,Ma}$:

1.0 0.5 0.0 1.0 1.0

triángulo claridad T^*

%Gama

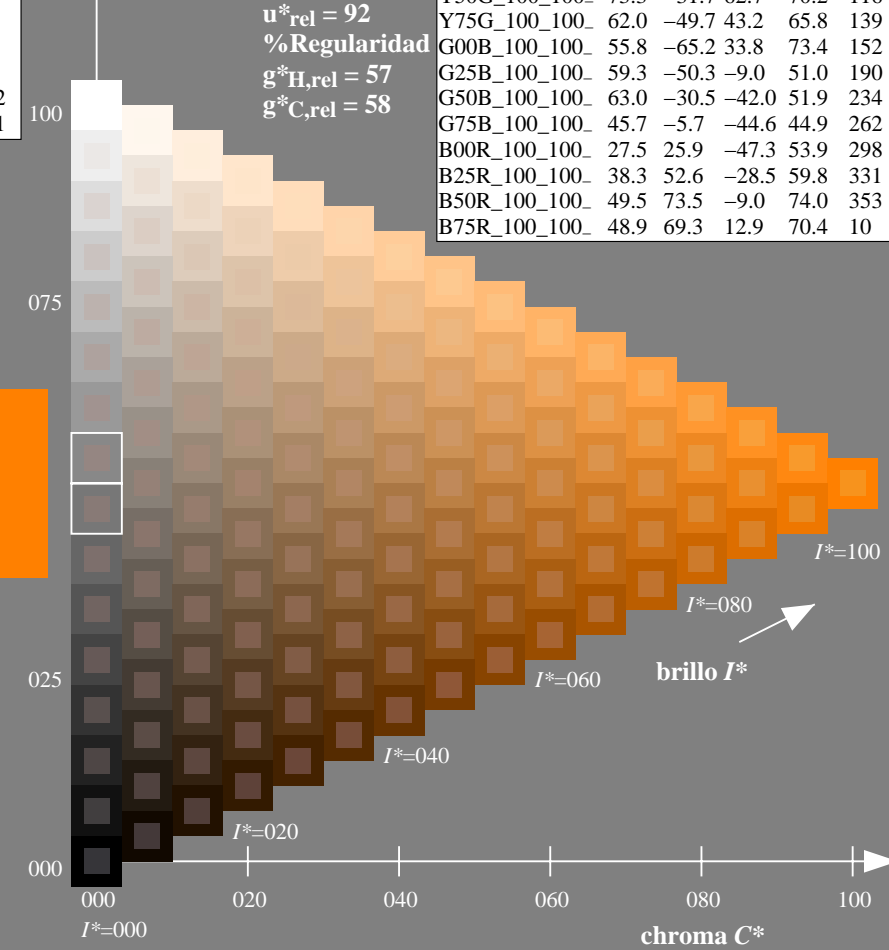
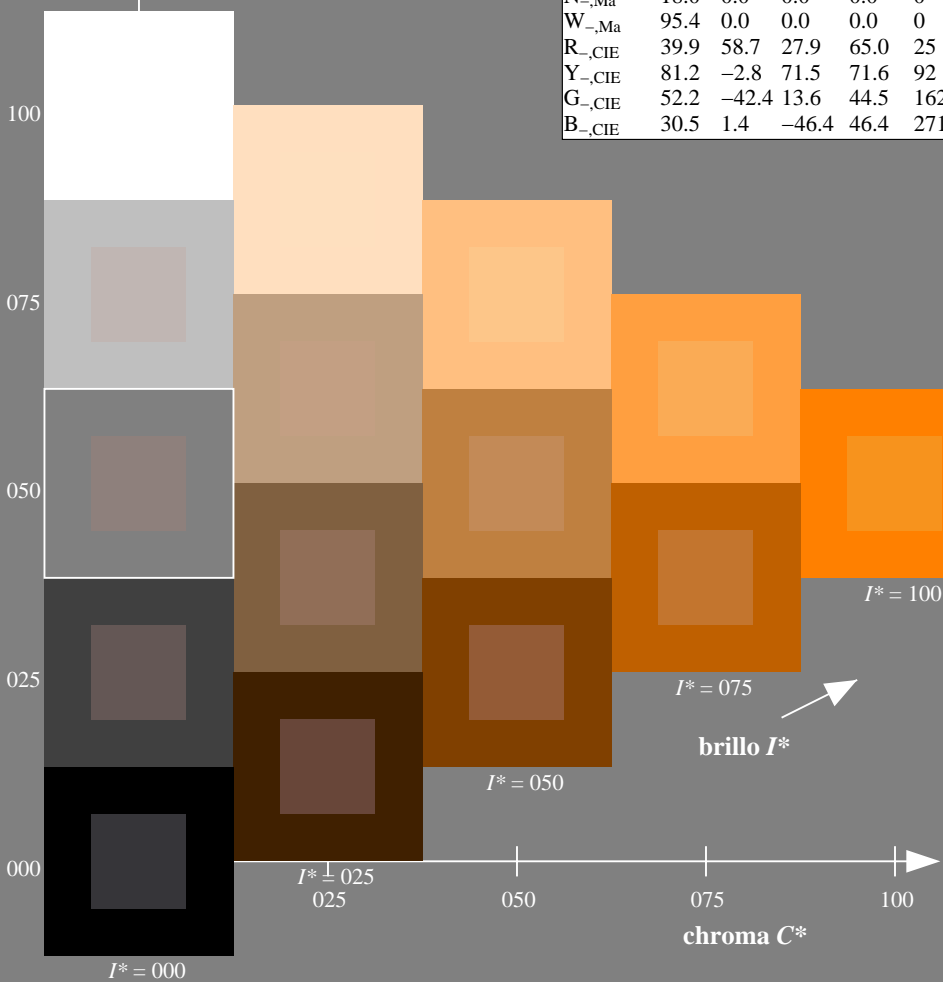
$u^*_{rel} = 92$

%Regularidad

$g^*_{H,rel} = 57$

$g^*_{C,rel} = 58$

ORS20a; datos adaptados CIELAB (a)					
$H^*_$	$L^*=L^*_a$	a^*_a	b^*_a	$C^*_{ab,a}$	$h^*_{ab,a}$
R00Y_100_100_	48.4	66.1	40.2	77.3	31
R25Y_100_100_	56.8	48.0	50.5	69.6	46
R50Y_100_100_	68.6	25.0	63.9	68.6	68
R75Y_100_100_	80.6	4.8	77.2	77.3	86
Y00G_100_100_	90.2	-9.6	88.2	88.7	96
Y25G_100_100_	83.2	-18.4	79.9	81.9	102
Y50G_100_100_	73.3	-31.7	62.7	70.2	116
Y75G_100_100_	62.0	-49.7	43.2	65.8	139
G00B_100_100_	55.8	-65.2	33.8	73.4	152
G25B_100_100_	59.3	-50.3	-9.0	51.0	190
G50B_100_100_	63.0	-30.5	-42.0	51.9	234
G75B_100_100_	45.7	-5.7	-44.6	44.9	262
B00R_100_100_	27.5	25.9	-47.3	53.9	298
B25R_100_100_	38.3	52.6	-28.5	59.8	331
B50R_100_100_	49.5	73.5	-9.0	74.0	353
B75R_100_100_	48.9	69.3	12.9	70.4	10



vea archivos semejantes: <http://130.149.60.45/~farbmetrik/QS11/QS11.HTM>
 información técnica: <http://www.ps.bam.de> o <http://130.149.60.45/~farbmetrik>

TUB matrícula: 20130201-QS11/QS11L0FP.PDF /.PS
 aplicación para la medida de display output

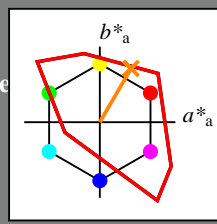
TUB material: code=rh4ta

Entrada i salida: Television Luminous System TLS00a for relative CIELAB hue $h_{ab,a,rel} = h_{ab}/360 = 59/360 = 0.16$

$H^*_d = R50Y_d$

Datos del dispositivo (d) o elemental (e) color:

HIC^*_d
código de tono para los colores
esta página:
 $H^*_d = R50Y_d$
triángulo claridad T^*



TLS00a; datos adaptados CIELAB (a)

name	$L^*=L^*_a$	a^*_a	b^*_a	$C^*_{ab,a}$	$h^*_{ab,a}$
R _{d,Ma}	50.4	76.9	64.5	100.4	40
Y _{d,Ma}	92.6	-20.7	90.7	93.0	102
G _{d,Ma}	83.6	-82.7	79.8	115.0	136
C _{d,Ma}	86.8	-46.1	-13.5	48.1	196
B _{d,Ma}	30.3	76.0	-103.5	128.5	306
M _{d,Ma}	57.2	94.3	-58.4	110.9	328
N _{d,Ma}	0.0	0.0	0.0	0.0	0
W _{d,Ma}	95.4	0.0	0.0	0.0	0
R _{d,CIE}	39.9	58.7	27.9	65.0	25
Y _{d,CIE}	81.2	-2.8	71.5	71.6	92
G _{d,CIE}	52.2	-42.4	13.6	44.5	162
B _{d,CIE}	30.5	1.4	-46.4	46.4	271

Los datos de color máximo (Ma):

$LabCh^*_d, Ma$: 63 41 71 82 59

HIC^*_d, Ma : R50Y_100_100d

$rgbic^*_d, Ma$:

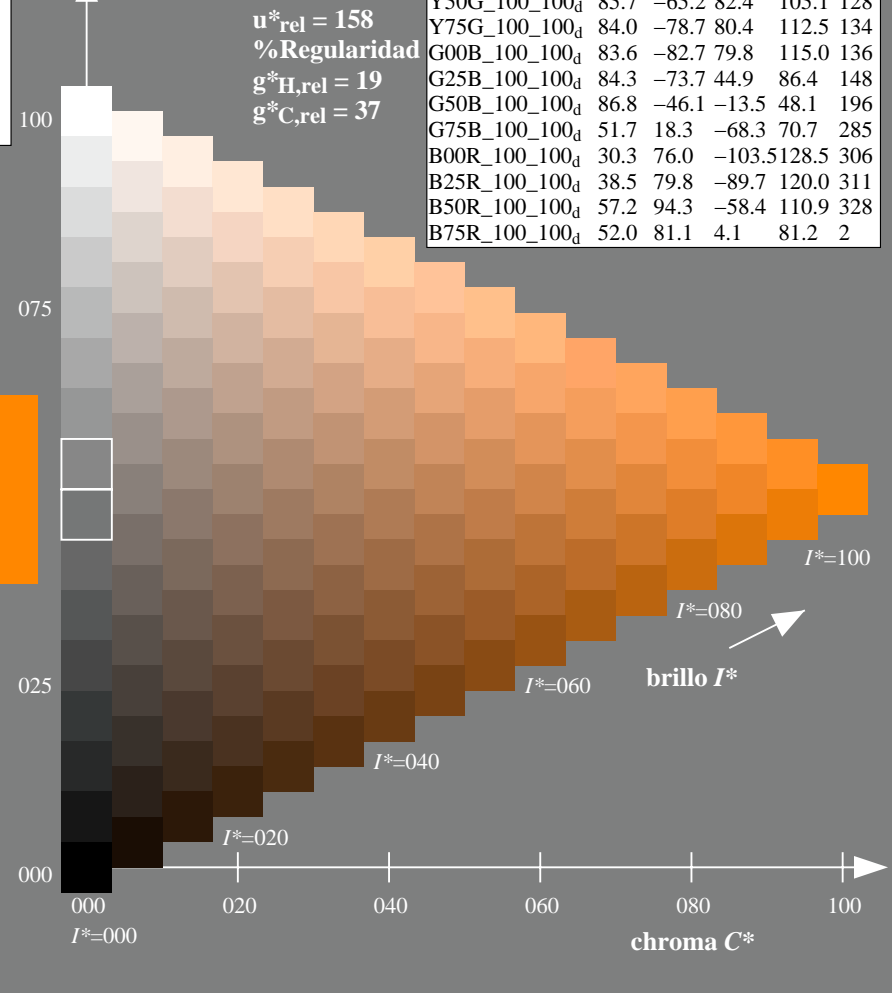
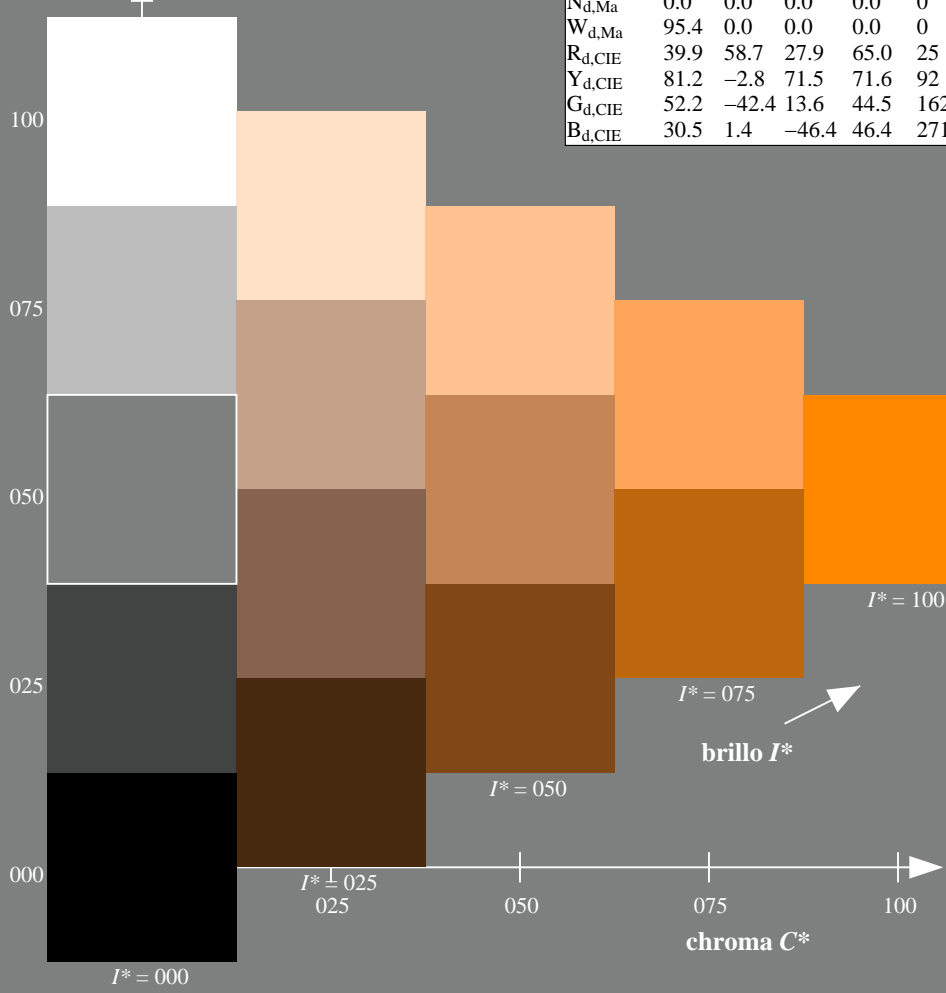
1.0 0.5 0.0 1.0 1.0

triángulo claridad T^*

%Gama
 $u^*_{rel} = 158$
%Regularidad
 $g^*_{H,rel} = 19$
 $g^*_{C,rel} = 37$

TLS00a; datos adaptados CIELAB (a)

H^*_d	$L^*=L^*_a$	a^*_a	b^*_a	$C^*_{ab,a}$	$h^*_{ab,a}$
R00Y_100_100d	50.4	76.9	64.5	100.4	40
R25Y_100_100d	53.7	67.6	65.8	94.4	44
R50Y_100_100d	63.6	41.3	71.0	82.2	59
R75Y_100_100d	78.2	7.8	80.6	81.0	84
Y00G_100_100d	92.6	-20.7	90.7	93.0	102
Y25G_100_100d	88.7	-43.3	86.2	96.5	116
Y50G_100_100d	85.7	-65.2	82.4	105.1	128
Y75G_100_100d	84.0	-78.7	80.4	112.5	134
G00B_100_100d	83.6	-82.7	79.8	115.0	136
G25B_100_100d	84.3	-73.7	44.9	86.4	148
G50B_100_100d	86.8	-46.1	-13.5	48.1	196
G75B_100_100d	51.7	18.3	-68.3	70.7	285
B00R_100_100d	30.3	76.0	-103.5	128.5	306
B25R_100_100d	38.5	79.8	-89.7	120.0	311
B50R_100_100d	57.2	94.3	-58.4	110.9	328
B75R_100_100d	52.0	81.1	4.1	81.2	2



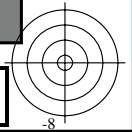
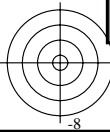
vea archivos semejantes: <http://130.149.60.45/~farbmetrik/QS11/QS11.HTM>
información técnica: <http://www.ps.bam.de> o <http://130.149.60.45/~farbmetrik>

TUB matrícula: 20130201-QS11/QS11L0FP.PDF /.PS
aplicación para la medida de display output, ninguna separación

TUB material: code=rh4ta

gráfico TUB-QS11; código de tono: $H^*_d=R50Y_d$
gráfico según a DIN 33872, 3D=1, de=0, $sRGB^*$

entrada: $rgb/cmyk \rightarrow rgb_{dd}$
salida: 3D-linealización a rgb^*_{dd}



Data of Maximum color M in colorimetric system sRGB standard device; no separation, D65 for input or output; Six hue angles of the 60 degree standard colours $RYGCBM_s$: $h_{ab,ds} = 30.0, 90.0, 150.0, 210.0, 270.0, 330.0$; Six hue angles of the device colours $RYGCBM_d$: $h_{ab,d} = 40.0, 102.9, 136.0, 196.4, 306.3, 328.2$; Six hue angles of the elementary colours $RYGCBM_e$: $h_{ab,e} = 25.5, 92.3, 162.2, 217.0, 271.7, 328.6$

$J=Y_d$

$LCH^*_d = 92.6 \ 93.0 \ 102.8$
 $LAB^*_d = 92.6 \ -20.7 \ 90.7$
 $rgb^*_d = 1.0 \ 1.0 \ 0.0$

$L=G_d$

$LCH^*_d = 83.6 \ 115.0 \ 136.0$
 $LAB^*_d = 83.6 \ -82.7 \ 79.8$
 $rgb^*_d = 0.0 \ 1.0 \ 0.0$

$C=C_d$

$LCH^*_d = 86.8 \ 48.1 \ 196.3$
 $LAB^*_d = 86.8 \ -46.1 \ -13.5$
 $rgb^*_d = 0.0 \ 1.0 \ 1.0$

$O=R_d$

$LCH^*_d = 50.4 \ 100.4 \ 40.0$
 $LAB^*_d = 50.4 \ 76.9 \ 64.5$
 $rgb^*_d = 1.0 \ 0.0 \ 0.0$

$M=M_d$

$LCH^*_d = 57.2 \ 110.9 \ 328.2$
 $LAB^*_d = 57.2 \ 94.3 \ -58.4$
 $rgb^*_d = 1.0 \ 0.0 \ 1.0$

$V=B_d$

$LCH^*_d = 30.3 \ 128.5 \ 306.2$
 $LAB^*_d = 30.3 \ 76.0 \ -103.5$
 $rgb^*_d = 0.0 \ 0.0 \ 1.0$

Y_e

$LCH^*_e = 83.7 \ 84.5 \ 92.3$
 $LAB^*_e = 83.7 \ -3.4 \ 84.5$
 $rgb^*_de = 1.0 \ 0.856 \ 0.0$

G_e

$LCH^*_e = 85.1 \ 67.9 \ 162.2$
 $LAB^*_e = 85.1 \ -64.6 \ 20.7$
 $rgb^*_de = 0.0 \ 1.0 \ 0.706$

C_e

$LCH^*_e = 79.0 \ 42.8 \ 216.9$
 $LAB^*_e = 79.0 \ -34.2 \ -25.7$
 $rgb^*_de = 0.0 \ 0.89 \ 1.0$

B_e

$LCH^*_e = 59.2 \ 56.6 \ 271.7$
 $LAB^*_e = 59.2 \ 1.7 \ -56.6$
 $rgb^*_de = 0.0 \ 0.609 \ 1.0$

R_e

$LCH^*_e = 50.9 \ 86.7 \ 25.4$
 $LAB^*_e = 50.9 \ 78.3 \ 37.3$
 $rgb^*_de = 1.0 \ 0.0 \ 0.263$

M_e

$LCH^*_e = 57.1 \ 110.3 \ 328.6$
 $LAB^*_e = 57.1 \ 94.1 \ -57.4$
 $rgb^*_de = 1.0 \ 0.0 \ 0.991$

Y_s

$LCH^*_s = 82.1 \ 83.5 \ 90.0$
 $LAB^*_s = 82.1 \ 0.0 \ 83.5$
 $rgb^*_ds = 1.0 \ 0.83 \ 0.0$

G_s

$LCH^*_s = 84.4 \ 84.2 \ 150.0$
 $LAB^*_s = 84.4 \ -72.9 \ 42.1$
 $rgb^*_ds = 0.0 \ 1.0 \ 0.523$

R_s

$LCH^*_s = 50.7 \ 90.1 \ 30.0$
 $LAB^*_s = 50.7 \ 78.0 \ 45.0$
 $rgb^*_ds = 1.0 \ 0.0 \ 0.202$

M_s

$LCH^*_s = 56.7 \ 107.7 \ 330.0$
 $LAB^*_s = 56.7 \ 93.3 \ -53.8$
 $rgb^*_ds = 1.0 \ 0.0 \ 0.962$

B_s

$LCH^*_s = 60.2 \ 54.7 \ 270.0$
 $LAB^*_s = 60.2 \ 0.0 \ -54.7$
 $rgb^*_ds = 0.0 \ 0.623 \ 1.0$

$(a^*_d, b^*_d), (a^*_s, b^*_s), (a^*_e, b^*_e)$

$rgb^*_d, LCH^*_d, LAB^*_d$

h_{ab}, rgb^*_d

$$h_{ab,s} = atan [r^*_d \cos(30) + g^*_d \cos(150)] / [r^*_d \sin(30) + g^*_d \sin(150) + b^*_d \sin(270)] \quad (1)$$

$h_{ab,s}$

$$s: h_{ab,i} = 30.0, 90.0, 150.0, 210.0, 270.0, 330.0, 390.0 \ (i=0,6)$$

$$h_{48ab,sij} = h_{ab,si} + j [h_{ab,si+1} - h_{ab,si}] / 8 \ (i = 0, 1, \dots, 5; j = 0, 1, \dots, 7) \quad (2)$$

$$h_{360ab,sij} = h_{ab,si} + j [h_{ab,si+1} - h_{ab,si}] / 60 \ (i = 0, 1, \dots, 5; j = 0, 1, \dots, 59) \quad (3)$$

$h_{ab,e}$

$$e: h_{ab,i} = 25.5, 92.3, 162.2, 217.0, 271.7, 328.6, 385.5 \ (i=0,6)$$

$$h_{48ab,eij} = h_{ab,ei} + j [h_{ab,ei+1} - h_{ab,ei}] / 8 \ (i = 0, 1, \dots, 5; j = 0, 1, \dots, 7) \quad (4)$$

$$h_{360ab,eij} = h_{ab,ei} + j [h_{ab,ei+1} - h_{ab,ei}] / 60 \ (i = 0, 1, \dots, 5; j = 0, 1, \dots, 59) \quad (5)$$

$h_{ab}, h_{ab,d}$

rgb^*_d

vea archivos semejantes: <http://130.149.60.45/~farbmetrik/QS11/QS11.HTM>
 información técnica: <http://www.ps.bam.de> o <http://130.149.60.45/~farbmetrik>


TUB matrícula: 20130201-QS11/QS11L0FP.PDF /.PS
 aplicación para la medida de display output, ninguna separación

TUB material: code=rh4ta

Data of maximum color M in colorimetric system sRGB standard device; no separation, D65 for input or output; Six hue angles of the 60 degree standard colours RYGBM_s; h_{ab,ds} = 30.0, 90.0, 150.0, 210.0, 270.0, 330.0;

Six hue angles of the device colours RYGBM_d; h_{ab,d} = 40.0, 102.9, 136.0, 196.4, 306.3, 328.2; Six hue angles of the elementary colours RYGBM_e; h_{ab,e} = 25.5, 92.3, 162.2, 217.0, 271.7, 328.6

Table with 15 columns: h_{ab,d}, h_{ab,s}, h_{ab,e}, r_{gb}^a_{dd}, LAB*_{ddx64M}, LAB*_{ddx361M}, LAB*_{ddx361M}, r_{gb}^a_{ds}, LAB*_{dsx361M}, LAB*_{dsx361M}, r_{gb}^a_{de}, LAB*_{dex361M}, LAB*_{dex361M}, r_{gb}^a_{dd}, r_{gb}^a_{ds}, r_{gb}^a_{de}. Rows contain numerical data for various color standards and device outputs.




vea archivos semejantes: http://130.149.60.45/~farbmetrik/QS11/QS11.HTM
información técnica: http://www.ps.bam.de o http://130.149.60.45/~farbmetrik

TUB matrícula: 20130201-QS11/QS11LOFP.PDF /.PS
aplicación para la medida de display output, ninguna separación

TUB material: code=rh4ta

Data of Maximum color M in colorimetric system sRGB standard device; no separation, D65 for input or output; Six hue angles of the 60 degree standard colours RYGBM_s: h_{ab,ds} = 30.0, 90.0, 150.0, 210.0, 270.0, 330.0;
Six hue angles of the device colours RYGBM_d: h_{ab,d} = 40.0, 102.9, 136.0, 196.4, 306.3, 328.2; Six hue angles of the elementary colours RYGBM_e: h_{ab,e} = 25.5, 92.3, 162.2, 217.0, 271.7, 328.6

h _{ab,d}	h _{ab,s}	h _{ab,e}	rgb* dd64M	LAB* ddx64M (x=LabCh)	rgb* dex361M	LAB* dex361M
40.0	30.0	25.4	1.0 0.0 0.0	50.4 76.9 64.5 100.4 40.0	1.0 0.0 0.263 50.9	78.3 37.3 86.7 25
41.3	37.5	33.8	1.0 0.125 0.0	51.5 73.9 64.9 98.3 41.3	1.0 0.0 0.156 50.7	77.7 51.0 92.9 33
44.6	45.0	42.1	1.0 0.25 0.0	54.0 66.7 65.9 93.8 44.6	1.0 0.157 0.0	52.2 72.0 65.3 97.2 42
50.7	52.5	50.5	1.0 0.375 0.0	58.2 55.4 67.9 87.7 50.7	1.0 0.358 0.0	57.7 56.9 67.8 88.6 49
59.7	60.0	58.8	1.0 0.5 0.0	63.6 41.3 71.0 82.2 59.7	1.0 0.488 0.0	63.1 42.8 70.9 82.8 58
71.0	67.5	67.2	1.0 0.625 0.0	70.1 25.7 75.0 79.3 71.0	1.0 0.577 0.0	67.6 31.8 73.9 80.5 66
82.9	75.0	75.6	1.0 0.75 0.0	77.2 9.8 79.7 80.4 82.9	1.0 0.673 0.0	72.8 19.8 77.3 79.8 75
93.8	82.5	83.9	1.0 0.875 0.0	84.8 -5.7 85.0 85.2 93.8	1.0 0.755 0.0	77.5 9.3 80.1 80.6 83
102.8	90.0	92.3	1.0 1.0 0.0	92.6 -20.7 90.7 93.0 102.8	1.0 0.857 0.0	83.7 -3.3 84.5 84.6 92
110.5	97.5	101.0	0.875 1.0 0.0	90.4 -33.1 88.1 94.1 110.5	1.0 0.967 0.0	90.6 -16.4 89.5 91.0 100
117.6	105.0	109.7	0.75 1.0 0.0	88.5 -44.9 85.8 96.8 117.6	0.888 1.0 0.0	90.7 -31.7 88.5 94.0 109
123.6	112.5	118.5	0.625 1.0 0.0	86.9 -55.8 83.9 100.7 123.6	0.743 1.0 0.0	88.5 -45.4 85.8 97.1 117
128.3	120.0	127.2	0.5 1.0 0.0	85.7 -65.2 82.4 105.1 128.3	0.529 1.0 0.0	86.0 -62.9 82.9 104.1 127
131.8	127.5	136.0	0.375 1.0 0.0	84.7 -72.8 81.2 109.1 131.8	0.132 1.0 0.0	83.8 -81.2 80.1 114.1 135
134.1	135.0	144.7	0.25 1.0 0.0	84.1 -78.2 80.5 112.2 134.1	0.0 1.0 0.41	84.1 -76.8 54.3 94.1 144
135.5	142.5	153.4	0.125 1.0 0.0	83.7 -81.4 80.0 114.2 135.5	0.0 1.0 0.573	84.6 -70.9 36.3 79.8 152
136.0	150.0	162.2	0.0 1.0 0.0	83.6 -82.7 79.8 115.0 136.0	0.0 1.0 0.706	85.2 -64.6 20.7 67.9 162
137.0	157.5	169.0	0.0 1.0 0.125	83.6 -82.1 76.6 112.3 137.0	0.0 1.0 0.778	85.5 -60.6 12.2 61.9 168
139.3	165.0	175.9	0.0 1.0 0.25	83.8 -80.5 69.1 106.1 139.3	0.0 1.0 0.847	85.9 -56.4 4.0 56.7 175
143.2	172.5	182.7	0.0 1.0 0.375	84.0 -77.8 58.1 97.1 143.2	0.0 1.0 0.9	86.2 -53.2 -2.0 53.3 182
148.6	180.0	189.6	0.0 1.0 0.5	84.3 -73.7 44.9 86.4 148.6	0.0 1.0 0.952	86.6 -49.8 -8.3 50.6 189
155.8	187.5	196.4	0.0 1.0 0.625	84.7 -68.5 30.6 75.0 155.8	0.0 1.0 0.997	86.9 -46.3 -13.2 48.3 195
165.6	195.0	203.2	0.0 1.0 0.75	85.3 -62.0 15.9 64.0 165.6	0.0 0.963	1.0 84.3 -42.5 -18.2 46.4 203
178.8	202.5	210.1	0.0 1.0 0.875	86.0 -54.5 1.0 54.5 178.8	0.0 0.929	1.0 81.8 -38.8 -22.1 44.7 209
196.3	210.0	216.9	0.0 1.0 1.0	86.8 -46.1 -13.5 48.1 196.3	0.0 0.89	1.0 79.1 -34.2 -25.7 42.9 216
219.8	217.5	223.8	0.0 0.875 1.0	77.9 -32.3 -27.0 42.1 219.8	0.0 0.859	1.0 76.9 -30.7 -29.0 42.4 223
247.2	225.0	230.6	0.0 0.75 1.0	69.1 -17.0 -40.7 44.1 247.2	0.0 0.826	1.0 74.5 -27.1 -33.1 43.0 230
269.8	232.5	237.5	0.0 0.625 1.0	60.3 -0.1 -54.6 54.6 269.8	0.0 0.797	1.0 72.4 -23.5 -36.3 43.4 237
285.0	240.0	244.3	0.0 0.5 1.0	51.7 18.3 -68.3 70.7 285.0	0.0 0.763	1.0 70.1 -18.9 -39.5 44.0 244
294.8	247.5	251.2	0.0 0.375 1.0	43.8 37.6 -81.2 89.5 294.8	0.0 0.731	1.0 67.8 -15.0 -43.1 45.8 250
301.1	255.0	258.0	0.0 0.25 1.0	37.1 55.9 -92.3 107.9 301.1	0.0 0.69	1.0 64.9 -10.1 -48.0 49.2 258
304.8	262.5	264.8	0.0 0.125 1.0	32.4 69.5 -100.0 121.8 304.8	0.0 0.655	1.0 62.4 -5.0 -51.8 52.1 264
306.2	270.0	271.7	0.0 0.0 1.0	30.3 76.0 -103.5 128.5 306.2	0.0 0.609	1.0 59.3 1.7 -56.5 56.6 271
306.6	277.5	278.8	0.125 0.0 1.0	31.0 76.2 -102.4 127.7 306.6	0.0 0.555	1.0 55.5 9.3 -62.9 63.7 278
307.5	285.0	285.9	0.25 0.0 1.0	32.6 76.8 -99.8 125.9 307.5	0.0 0.488	1.0 51.0 19.9 -69.6 72.5 285
309.2	292.5	293.0	0.375 0.0 1.0	35.1 77.9 -95.5 123.3 309.2	0.0 0.404	1.0 45.7 32.7 -78.5 85.2 292
311.6	300.0	300.1	0.5 0.0 1.0	38.5 79.8 -89.7 120.0 311.6	0.0 0.27	1.0 38.2 52.8 -90.6 105.0 300
314.8	307.5	307.2	0.625 0.0 1.0	42.7 82.5 -82.7 116.8 314.8	0.0 0.146	0.0 1.0 31.3 76.4 -102.0 127.5 306
318.8	315.0	314.3	0.75 0.0 1.0	47.2 85.8 -75.1 114.0 318.8	0.0 0.605	0.0 1.0 42.1 82.1 -83.8 117.4 314
323.3	322.5	321.4	0.875 0.0 1.0	52.1 89.8 -66.9 112.0 323.3	0.0 0.811	0.0 1.0 49.7 87.9 -71.0 113.1 321
328.2	330.0	328.6	1.0 0.0 1.0	57.2 94.3 -58.4 110.9 328.2	0.0 0.992	0.0 57.2 94.2 -57.4 110.3 328
334.0	337.5	335.7	1.0 0.0 0.875	55.6 90.3 -43.9 100.4 334.0	0.0 0.856	0.0 55.4 89.9 -41.4 99.0 335
341.6	345.0	342.8	1.0 0.0 0.75	54.2 86.7 -28.6 91.3 341.6	1.0 0.0	0.0 0.735 54.1 86.5 -26.6 90.6 342
351.4	352.5	349.9	1.0 0.0 0.625	53.0 83.6 -12.6 84.6 351.4	1.0 0.0	0.0 0.65 53.3 84.5 -15.6 86.0 349
362.9	360.0	357.0	1.0 0.0 0.5	52.0 81.1 4.1 81.2 362.9	1.0 0.0	0.0 0.618 53.0 83.6 -11.6 84.4 352
375.2	367.5	364.1	1.0 0.0 0.375	51.3 79.2 21.6 82.1 375.2	1.0 0.0	0.0 0.533 52.3 82.2 -0.1 82.2 359
386.7	375.0	371.2	1.0 0.0 0.25	50.8 77.9 39.2 87.2 386.7	1.0 0.0	0.0 0.441 51.7 80.7 12.5 81.7 368
395.4	382.5	378.3	1.0 0.0 0.125	50.6 77.2 54.9 94.8 395.4	1.0 0.0	0.0 0.361 51.3 79.3 23.6 82.8 376
400.0	390.0	385.4	1.0 0.0 0.0	50.4 76.9 64.5 100.4 400.0	1.0 0.0	0.0 0.263 50.9 78.3 37.3 86.7 385




vea archivos semejantes: <http://130.149.60.45/~farbmetrik/QS11/QS11L0FP.PDF /.PS>
información técnica: <http://www.ps.bam.de> o <http://130.149.60.45/~farbmetrik>

TUB matrícula: 20130201-QS11/QS11L0FP.PDF /.PS
aplicación para la medida de display output, ninguna separación

TUB material: code=rh4ta

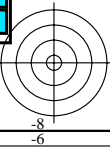
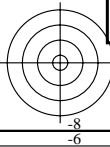
Data of Maximum color M in colorimetric system sRGB standard device; no separation, D65 for input or output; Six hue angles of the 60 degree standard colours RYGBM_s; h_{ab,ds} = 30.0, 90.0, 150.0, 210.0, 270.0, 330.0;
Six hue angles of the device colours RYGBM_d; h_{ab,d} = 40.0, 102.9, 136.0, 196.4, 306.3, 328.2; Six hue angles of the elementary colours RYGBM_e; h_{ab,e} = 25.5, 92.3, 162.2, 217.0, 271.7, 328.6

h _{ab,d}	h _{ab,s}	h _{ab,e}	rgb [*] _{dd361M}	LAB [*] _{ddx361Mi (x=LabCh)}	rgb [*] _{ds361Mi}	LAB [*] _{dsx361Mi (x=LabCh)}	rgb [*] _{dd361Mi}	LAB [*] _{de361Mi}	rgb [*] _{dex361Mi (x=LabCh)}	rgb [*] _{dd361Mi}	rgb [*] _{dd361Mi}	rgb [*] _{dd361Mi}	rgb [*] _{dd361Mi}
139	165	175	0.0	1.0	0.25	83.8	-80.5	69.1	106.1	139	0.0	1.0	0.25
139	166	176	0.0	1.0	0.266	83.8	-80.2	67.6	104.9	139	0.0	1.0	0.267
140	167	177	0.0	1.0	0.283	83.8	-79.9	66.1	103.7	140	0.0	1.0	0.283
140	168	178	0.0	1.0	0.3	83.8	-79.6	64.6	102.5	140	0.0	1.0	0.3
141	169	179	0.0	1.0	0.316	83.9	-79.2	63.1	101.3	141	0.0	1.0	0.317
141	170	180	0.0	1.0	0.333	83.9	-78.8	61.7	100.1	141	0.0	1.0	0.333
142	171	181	0.0	1.0	0.35	83.9	-78.4	60.2	98.9	142	0.0	1.0	0.35
142	172	182	0.0	1.0	0.366	84.0	-78.0	58.8	97.7	142	0.0	1.0	0.367
143	173	183	0.0	1.0	0.383	84.0	-77.6	57.2	96.4	143	0.0	1.0	0.383
144	174	184	0.0	1.0	0.4	84.0	-77.1	55.4	94.9	144	0.0	1.0	0.4
145	175	185	0.0	1.0	0.416	84.1	-76.6	53.6	93.5	145	0.0	1.0	0.417
145	176	185	0.0	1.0	0.433	84.1	-76.1	51.8	92.1	145	0.0	1.0	0.433
146	177	186	0.0	1.0	0.45	84.2	-75.6	50.0	90.6	146	0.0	1.0	0.45
147	178	187	0.0	1.0	0.466	84.2	-75.0	48.3	89.2	147	0.0	1.0	0.467
147	179	188	0.0	1.0	0.483	84.3	-74.4	46.6	87.8	147	0.0	1.0	0.483
148	180	189	0.0	1.0	0.5	84.3	-73.7	44.9	86.4	148	0.0	1.0	0.5
149	181	190	0.0	1.0	0.516	84.4	-73.2	42.9	84.8	149	0.0	1.0	0.517
150	182	191	0.0	1.0	0.533	84.4	-72.6	40.9	83.3	150	0.0	1.0	0.533
151	183	192	0.0	1.0	0.55	84.5	-71.9	39.0	81.8	151	0.0	1.0	0.55
152	184	193	0.0	1.0	0.566	84.5	-71.2	37.0	80.3	152	0.0	1.0	0.567
153	185	194	0.0	1.0	0.583	84.6	-70.5	35.2	78.8	153	0.0	1.0	0.583
154	186	195	0.0	1.0	0.6	84.6	-69.7	33.3	77.3	154	0.0	1.0	0.6
155	187	195	0.0	1.0	0.616	84.7	-68.9	31.5	75.8	155	0.0	1.0	0.617
156	188	196	0.0	1.0	0.633	84.8	-68.1	29.5	74.3	156	0.0	1.0	0.633
157	189	197	0.0	1.0	0.65	84.8	-67.4	27.4	72.8	157	0.0	1.0	0.65
159	190	198	0.0	1.0	0.666	84.9	-66.7	25.4	71.3	159	0.0	1.0	0.667
160	191	199	0.0	1.0	0.683	85.0	-65.8	23.4	69.9	160	0.0	1.0	0.683
161	192	200	0.0	1.0	0.7	85.1	-65.0	21.4	68.4	161	0.0	1.0	0.7
163	193	201	0.0	1.0	0.716	85.2	-64.0	19.5	67.0	163	0.0	1.0	0.717
164	194	202	0.0	1.0	0.733	85.2	-63.1	17.6	65.5	164	0.0	1.0	0.733
165	195	203	0.0	1.0	0.75	85.3	-62.0	15.9	64.0	165	0.0	1.0	0.75
167	196	204	0.0	1.0	0.766	85.4	-61.2	13.7	62.8	167	0.0	1.0	0.767
169	197	205	0.0	1.0	0.783	85.5	-60.4	11.5	61.5	169	0.0	1.0	0.783
170	198	206	0.0	1.0	0.8	85.6	-59.5	9.5	60.2	170	0.0	1.0	0.8
172	199	206	0.0	1.0	0.816	85.7	-58.5	7.5	59.0	172	0.0	1.0	0.817
174	200	207	0.0	1.0	0.833	85.8	-57.4	5.5	57.7	174	0.0	1.0	0.833
176	201	208	0.0	1.0	0.85	85.9	-56.3	3.7	56.4	176	0.0	1.0	0.85
177	202	209	0.0	1.0	0.866	86.0	-55.1	1.9	55.2	177	0.0	1.0	0.867
180	203	210	0.0	1.0	0.883	86.1	-54.1	0.0	54.1	180	0.0	1.0	0.883
182	204	211	0.0	1.0	0.9	86.2	-53.2	-2.1	53.2	182	0.0	1.0	0.9
184	205	212	0.0	1.0	0.916	86.3	-52.2	-4.2	52.4	184	0.0	1.0	0.917
187	206	213	0.0	1.0	0.933	86.4	-51.1	-6.3	51.5	187	0.0	1.0	0.933
189	207	214	0.0	1.0	0.95	86.5	-50.0	-8.2	50.7	189	0.0	1.0	0.95
191	208	215	0.0	1.0	0.966	86.6	-48.8	-10.1	49.8	191	0.0	1.0	0.967
194	209	216	0.0	1.0	0.983	86.7	-47.5	-11.8	48.9	194	0.0	1.0	0.983
196	210	216	0.0	1.0	1.0	86.8	-46.1	-13.5	48.1	196	0.0	1.0	1.0



vea archivos semejantes: <http://130.149.60.45/~farbmetrik/QS11/QS11.HTM>
información técnica: <http://www.ps.bam.de> o <http://130.149.60.45/~farbmetrik>

TUB matrícula: 20130201-QS11/QS11L0FP.PDF /.PS
aplicación para la medida de display output, ninguna separación
TUB material: code=rh4ta



Data of Maximum color M in colorimetric system sRGB standard device; no separation, D65 for input or output; Six hue angles of the 60 degree standard colours RYGBM_s; h_{ab,ds} = 30.0, 90.0, 150.0, 210.0, 270.0, 330.0;
Six hue angles of the device colours RYGBM_d; h_{ab,d} = 40.0, 102.9, 136.0, 196.4, 306.3, 328.2; Six hue angles of the elementary colours RYGBM_e; h_{ab,e} = 25.5, 92.3, 162.2, 217.0, 271.7, 328.6

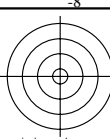
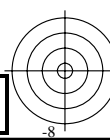
h _{ab,d}	h _{ab,s}	h _{ab,e}	rgb [*] _{dd361M}	LAB [*] _{ddx361Mi (x=LabCh)}	rgb [*] _{ds361Mi}	LAB [*] _{dsx361Mi (x=LabCh)}	rgb [*] _{dd361Mi}	LAB [*] _{de361Mi}	dex361Mi (x=LabCh)	rgb [*] _{dd361Mi}	rgb [*] _{ds361Mi}	rgb [*] _{de361Mi}	
341	345	342	1.0	0.0	0.75	54.2	86.7	-28.6	91.3	341	1.0	0.0	0.75
342	346	343	1.0	0.0	0.733	54.0	86.5	-26.4	90.4	342	1.0	0.0	0.733
344	347	344	1.0	0.0	0.716	53.8	86.2	-24.2	89.5	344	1.0	0.0	0.716
345	348	345	1.0	0.0	0.7	53.7	85.8	-22.0	88.6	345	1.0	0.0	0.7
346	349	346	1.0	0.0	0.683	53.5	85.4	-19.9	87.7	346	1.0	0.0	0.683
348	350	347	1.0	0.0	0.666	53.4	85.0	-17.8	86.8	348	1.0	0.0	0.667
349	351	348	1.0	0.0	0.65	53.2	84.5	-15.7	85.9	349	1.0	0.0	0.65
350	352	349	1.0	0.0	0.633	53.0	83.9	-13.6	85.0	350	1.0	0.0	0.633
352	353	350	1.0	0.0	0.616	52.9	83.6	-11.4	84.3	352	1.0	0.0	0.617
353	354	351	1.0	0.0	0.6	52.8	83.4	-9.1	83.9	353	1.0	0.0	0.6
355	355	352	1.0	0.0	0.583	52.7	83.2	-6.9	83.5	355	1.0	0.0	0.583
356	356	353	1.0	0.0	0.566	52.5	82.9	-4.6	83.0	356	1.0	0.0	0.567
358	357	354	1.0	0.0	0.55	52.4	82.5	-2.4	82.6	358	1.0	0.0	0.55
359	358	355	1.0	0.0	0.533	52.3	82.1	-0.1	82.1	359	1.0	0.0	0.533
361	359	356	1.0	0.0	0.516	52.1	81.6	2.0	81.7	361	1.0	0.0	0.517
362	360	352	1.0	0.0	0.5	52.0	81.1	4.1	81.2	362	1.0	0.0	0.5
364	361	353	1.0	0.0	0.483	51.9	81.1	6.5	81.3	364	1.0	0.0	0.483
366	362	354	1.0	0.0	0.466	51.8	81.0	8.8	81.5	366	1.0	0.0	0.467
367	363	355	1.0	0.0	0.45	51.7	80.8	11.1	81.6	367	1.0	0.0	0.45
369	364	356	1.0	0.0	0.433	51.6	80.6	13.5	81.7	369	1.0	0.0	0.433
371	365	357	1.0	0.0	0.416	51.5	80.3	15.8	81.8	371	1.0	0.0	0.417
372	366	358	1.0	0.0	0.4	51.4	79.9	18.1	81.9	372	1.0	0.0	0.4
374	367	359	1.0	0.0	0.383	51.4	79.5	20.4	82.1	374	1.0	0.0	0.383
376	368	360	1.0	0.0	0.366	51.3	79.3	22.7	82.5	376	1.0	0.0	0.367
377	369	362	1.0	0.0	0.35	51.2	79.3	25.1	83.2	377	1.0	0.0	0.35
379	370	363	1.0	0.0	0.333	51.1	79.2	27.4	83.8	379	1.0	0.0	0.333
380	371	364	1.0	0.0	0.316	51.1	79.1	29.7	84.5	380	1.0	0.0	0.317
382	372	365	1.0	0.0	0.3	51.0	78.9	32.1	85.2	382	1.0	0.0	0.3
383	373	366	1.0	0.0	0.283	51.0	78.7	34.4	85.9	383	1.0	0.0	0.283
385	374	367	1.0	0.0	0.266	50.9	78.3	36.8	86.6	385	1.0	0.0	0.267
386	375	368	1.0	0.0	0.25	50.8	77.9	39.2	87.2	386	1.0	0.0	0.25
387	376	369	1.0	0.0	0.233	50.8	78.0	41.2	88.2	387	1.0	0.0	0.233
389	377	370	1.0	0.0	0.216	50.8	78.0	43.3	89.2	389	1.0	0.0	0.217
390	378	372	1.0	0.0	0.2	50.7	78.0	45.4	90.2	390	1.0	0.0	0.2
391	379	373	1.0	0.0	0.183	50.7	77.9	47.5	91.2	391	1.0	0.0	0.183
392	380	374	1.0	0.0	0.166	50.6	77.8	49.6	92.2	392	1.0	0.0	0.167
393	381	375	1.0	0.0	0.15	50.6	77.6	51.9	93.3	393	1.0	0.0	0.15
394	382	376	1.0	0.0	0.133	50.6	77.3	53.9	94.3	394	1.0	0.0	0.133
395	383	377	1.0	0.0	0.116	50.5	77.2	55.6	95.1	395	1.0	0.0	0.117
396	384	378	1.0	0.0	0.1	50.5	77.2	56.8	95.9	396	1.0	0.0	0.1
396	385	379	1.0	0.0	0.083	50.5	77.2	58.1	96.6	396	1.0	0.0	0.083
397	386	381	1.0	0.0	0.066	50.5	77.2	59.4	97.4	397	1.0	0.0	0.067
398	387	382	1.0	0.0	0.049	50.5	77.1	60.6	98.1	398	1.0	0.0	0.05
398	388	383	1.0	0.0	0.033	50.5	77.1	61.9	98.9	398	1.0	0.0	0.033
399	389	384	1.0	0.0	0.016	50.5	77.0	63.2	99.6	399	1.0	0.0	0.017
400	390	385	1.0	0.0	0.0	50.4	76.9	64.5	100.4	400	1.0	0.0	0.0

vea archivos semejantes: <http://130.149.60.45/~farbmetrik/QS11/QS11.HTM>
información técnica: <http://www.ps.bam.de> o <http://130.149.60.45/~farbmetrik>

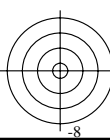
TUB matrícula: 20130201-QS11/QS11L0FP.PDF /.PS
aplicación para la medida de display output, ninguna separación
TUB material: code=rh4t4

TUB matrícula: 20130201-QS11/QS11LOFP.PDF /.PS
aplicación para la medida de display output, ninguna separación

TUB material: code=rh4ta



vea archivos semejantes: <http://130.149.60.45/~farbmetrik/QS11/QS11.HTM>
información técnica: <http://www.ps.bam.de> o <http://130.149.60.45/~farbmetrik>



<i>nj</i>	<i>HIC*Fda</i>	<i>rgb_Fda</i>	<i>icf_Fda</i>	<i>hsi_Fda</i>	<i>rgb*Fda</i>	<i>LabCh*Fda</i>	<i>rgb*Fda</i>	<i>LabCh*Fda</i>	<i>DE*Fda hsiMdd</i>	<i>rgb*Mdd</i>	<i>LabCh*Mdd</i>
0/648	R00Y_100_100ad	1.0	0.0	0.0	1.0	1.0	0.5	390	1.0	0.0	0.0
1/666	R25Y_100_100ad	1.0	0.25	0.0	1.0	1.0	0.5	44	1.0	0.233	0.0
2/684	R50Y_100_100ad	1.0	0.5	0.0	1.0	1.0	0.5	60	1.0	0.5	0.0
3/702	R75Y_100_100ad	1.0	0.75	0.0	1.0	1.0	0.5	76	1.0	0.766	0.0
4/720	Y00G_100_100ad	1.0	1.0	0.0	1.0	1.0	0.5	90	1.0	1.0	0.0
5/558	Y25G_100_100ad	0.75	1.0	0.0	1.0	1.0	0.5	104	0.766	1.0	0.0
6/396	Y50G_100_100ad	0.5	1.0	0.0	1.0	1.0	0.5	120	0.5	1.0	0.0
7/234	Y75G_100_100ad	0.25	1.0	0.0	1.0	1.0	0.5	136	0.233	1.0	0.0
8/72	G00B_100_100ad	0.0	1.0	0.0	1.0	1.0	0.5	150	0.0	1.0	0.0
9/72	G00B_100_100ad	0.0	1.0	0.0	1.0	1.0	0.5	150	0.0	1.0	0.0
10/76	G25B_100_100ad	0.0	1.0	0.5	1.0	1.0	0.5	180	0.0	1.0	0.5
11/80	G50B_100_100ad	0.0	1.0	1.0	1.0	1.0	0.5	210	0.0	1.0	1.0
12/44	G75B_100_100ad	0.0	0.5	1.0	1.0	1.0	0.5	240	0.0	0.5	1.0
13/8	B00M_100_100ad	0.0	0.0	1.0	1.0	1.0	0.5	270	0.0	0.0	1.0
14/332	B25R_100_100ad	0.5	0.0	1.0	1.0	1.0	0.5	300	0.5	0.0	1.0
15/656	B50R_100_100ad	1.0	0.0	1.0	1.0	1.0	0.5	330	1.0	0.0	1.0
16/652	B75R_100_100ad	1.0	0.0	0.5	1.0	1.0	0.5	360	1.0	0.0	0.5
17/648	R00Y_100_100ad	1.0	0.0	0.0	1.0	1.0	0.5	390	1.0	0.0	0.0

2-1031430-F0

QS110-7N, 15/29-F

gráfico TUB-QS11; código de tono: H*d=R50Yd
colores y diferencia en color, ΔE^*

entrada: *rgb/cmyk* -> *rgb*_{dd}
salida: 3D-linealización a *rgb**_{dd}

2-1031430-F0

delta E* = 0.8

vea archivos semejantes: <http://130.149.60.45/~farbmetrik/QS11/QS11.HTM>
información técnica: <http://www.ps.bam.de> o <http://130.149.60.45/~farbmetrik>

TUB matrícula: 20130201-QS11/QS11LOFP.PDF /.PS
aplicación para la medida de display output, ninguna separación

TUB material: code=rh4ta

Table with columns: n=j, HIC*Fda, rgb_Fda, icf_Fda, hsi_Fda, rgb**Fda, LabCh**Fda, LabCh**Mda, DE**Fda hsiMda, rgb**Mda, LabCh**Mda. Rows 0-80.

delta E* = 0.5

Table with columns: n, HIC*Fda, rgb_Fda, icf_Fda, hsi_Fda, rgb**Fda, LabCh**Fda, rgb**Mda, LabCh**Mda, DE**Fda hsiMda, rgb**Mda, LabCh**Mda. It contains a large grid of numerical data for color calibration.

vea archivos semejantes: http://130.149.60.45/~farbmetrik/QS11/OS11.HTM información técnica: http://www.ps.bam.de o http://130.149.60.45/~farbmetrik

gráfico TUB-QS11; código de tono: H*d=R50Yd colores y diferencia en color, ΔE**

entrada: rgb/cmyk -> rgbdd salida: 3D-linealización a rgb**dd

delta E** = 0.6

vea archivos semejantes: <http://130.149.60.45/~farbmetrik/QS11/QS11.HTM>
información técnica: <http://www.ps.bam.de> o <http://130.149.60.45/~farbmetrik>

TUB matrícula: 20130201-QS11/QS11LOFP.PDF /.PS
aplicación para la medida de display output, ninguna separación
TUB material: code=rh4ta

Table with columns: n, HIC*Fda, rgb_Fda, icf_Fda, hsi_Fda, rgb**Fda, LabCh*Fda, rgb**Mda, LabCh**Mda, DE*Fda hsiMda, rgb**Mda, LabCh**Mda. It contains a large grid of numerical data representing color calibration parameters for various color patches.

2-1031730-F0

QS110~7N, 1829-F

gráfico TUB-QS11; código de tono: H*d=R50Yd
colores y diferencia en color, ΔE*^a*

entrada: rgb/cmyk -> rgb_{dd}
salida: 3D-linealización a rgb*_{dd}

2-1031730-F0

http://130.149.60.45/~farbmetrik/QS11/QS11LOFP.PDF /.PS; 3D-linealización
F: 3D-linealización QS11/QS11LS30FP.DAT en archivo (F), página 19/29

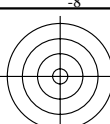
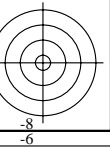
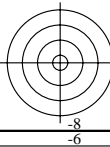


Table with columns: n, HIC*Fda, rgb_Fda, icf_Fda, hsi_Fda, rgb**Fda, LabCh*Fda, rgb**Mda, LabCh*Mda, DE**Fda hsiMda, rgb**Mda, LabCh*Mda. Contains 323 rows of numerical data representing color calibration values.

vea archivos semejantes: <http://130.149.60.45/~farbmetrik/QS11/QS11.HTM>
información técnica: <http://www.ps.bam.de> o <http://130.149.60.45/~farbmetrik>



2-1031830-F0
gráfico TUB-QS11; código de tono: H*d=R50Yd
colores y diferencia en color, ΔE**

entrada: *rgb/cmyk* -> *rgb_{dd}*
salida: 3D-linealización a *rgb_{dd}*
delta E* = 0.5

vea archivos semejantes: <http://130.149.60.45/~farbmetrik/QS11/QS11.HTM>
información técnica: <http://www.ps.bam.de> o <http://130.149.60.45/~farbmetrik>

Table with columns: n, HIC*Fda, rgb_Fda, icf_Fda, hsi_Fda, rgb**Fda, LabCh*Fda, rgb**Fda, LabCh*Fda, DE**Fda hsiMdd, rgb**Mdd, LabCh**Mdd. It contains a large grid of numerical data representing color calibration and 3D linearization parameters for the QS11 printer.

2-1032030-F0

QS110-7N, 2129-F

delta E** = 0.4

gráfico TUB-QS11; código de tono: H*d=R50Yd
colores y diferencia en color, ΔE**

entrada: rgb/cmyk -> rgb_{dd}
salida: 3D-linealización a rgb**_{dd}

TUB matrícula: 20130201-QS11/QS11LOFP.PDF /.PS
aplicación para la medida de display output, ninguna separación
TUB material: code=rh4ta

http://130.149.60.45/~farbmetrik/QS11/QS11LOFP.PDF /PS; 3D-linealización
F: 3D-linealización QS11/QS11LS30FP.DAT en archivo (F), página 22/29

Table with columns: n, HIC*Fda, rgb_Fda, icf_Fda, hsi_Fda, rgb**Fda, LabCh*Fda, rgb**Mda, LabCh**Mda, DE**Fda hsiMda, rgb**Mda, LabCh**Mda. Rows 486-566.

2=1032130-F0

QS110-7N, 2229-F

delta E* = 0.4

gráfico TUB-QS11; código de tono: H*d=R50Yd
colores y diferencia en color, ΔE*^{*}

entrada: rgb/cmyk -> rgb_{dd}
salida: 3D-linealización a rgb*_{dd}

2=1032130-F0

vea archivos semejantes: http://130.149.60.45/~farbmetrik/QS11/QS11.HTM
información técnica: http://www.ps.bam.de o http://130.149.60.45/~farbmetrik

vea archivos semejantes: <http://130.149.60.45/~farbmetrik/QS11/QS11.HTM>
información técnica: <http://www.ps.bam.de> o <http://130.149.60.45/~farbmetrik>

Table with columns: n, HIC*Fda, rgb_Fda, icf_Fda, hsi_Fda, rgb*Fda, LabCh*Fda, rgb**Fda, LabCh**Fda, DE**Fda hsiMdd, rgb**Mdd, LabCh**Mdd. It contains a large grid of numerical data for various color calibration points.

delta E* = 2.5

gráfico TUB-QS11; código de tono: H*d=R50Yd
colores y diferencia en color, ΔE*^{*}

entrada: rgb/cmyk -> rgb_{dd}
salida: 3D-linealización a rgb*_{dd}

TUB matrícula: 20130201-QS11/QS11LOFP.PDF /.PS
aplicación para la medida de display output, ninguna separación
TUB material: code=rh4ta

http://130.149.60.45/~farbmetrik/QS11/QS11LOFP.PDF /.PS; 3D-linealización
F: 3D-linealización QS11/QS11LS30FP.DAT en archivo (F), página 26/29

Table with columns: n, HIC*Fda, rgb_Fda, icf_Fda, hsi_Fda, rgb**Fda, LabCh**Fda, rgb**Mda, LabCh**Mda, DE**Fda hsiMda, rgb**Mda, LabCh**Mda. Rows 810-890. Includes a 'delta E*' = 0.7' label at the bottom right of the table area.

gráfico TUB-QS11; código de tono: H*d=R50Yd
colores y diferencia en color, ΔE*^a

entrada: rgb/cmyk -> rgb_{dd}
salida: 3D-linealización a rgb**_{dd}

vea archivos semejantes: <http://130.149.60.45/~farbmetrik/QS11/QS11.HTM>
información técnica: <http://www.ps.bam.de> o <http://130.149.60.45/~farbmetrik>

TUB matrícula: 20130201-QS11/QS11LOFP.PDF /.PS
aplicación para la medida de display output, ninguna separación
TUB material: code=rh4ta

vea archivos semejantes: <http://130.149.60.45/~farbmetrik/QS11/QS11.HTM>
información técnica: <http://www.ps.bam.de> o <http://130.149.60.45/~farbmetrik>

Table with columns: n, HIC*Fda, rgb_Fda, icf_Fda, hsi_Fda, rgb**Fda, LabCh**Fda, LabCh**Mda, DE**Fda hsiMda, rgb**Mda, LabCh**Mda. Rows 891-971.

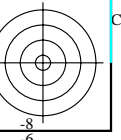
2-1032630-F0

QS110-N, 2729-F

gráfico TUB-QS11; código de tono: H*d=R50Yd
colores y diferencia en color, ΔE**

entrada: rgb/cmyk -> rgb_{dd}
salida: 3D-linealización a rgb**_{dd}

delta E** = 0.6



TUB matrícula: 20130201-QS11/QS11LOFP.PDF /.PS
aplicación para la medida de display output, ninguna separación
TUB material: code=rh4ta

vea archivos semejantes: <http://130.149.60.45/~farbmetrik/QS11/QS11.HTM>
información técnica: <http://www.ps.bam.de> o <http://130.149.60.45/~farbmetrik>

TUB matrícula: 20130201-QS11/QS11L0FP.PDF /.PS
aplicación para la medida de display output, ninguna separación
TUB material: code=rh4ta

n	HIC*Fda	rgb_Fda	ief_Fda	hsi_Fda	rgb*Fda	LabCh*Fda	rgb**Fda	LabCh**Fda	DE**Fda hsiMdd	rgb*Mdd	LabCh*Mdd	
1053	NW_086da	0.866 0.866 0.866	0.866 0.0	0.866 360	0.866 0.866 0.866	82.6 0.0 0.0	0.0 0.0 0.0	0.847 0.85 0.85	82.5 -0.1 0.0 0.1	209.2 0.2 360	1.0 1.0 1.0	95.4 0.0 0.0
1054	NW_093da	0.933 0.933 0.933	0.933 0.0	0.933 360	0.933 0.933 0.933	89.0 0.0 0.0	0.0 0.0 0.0	0.921 0.924 0.924	88.9 -0.2 -0.1 0.2	207.0 0.2 360	1.0 1.0 1.0	95.4 0.0 0.0
1055	NW_100da	1.0 1.0 1.0	1.0 0.0	1.0 360	1.0 1.0 1.0	95.4 0.0 0.0	0.0 0.0 0.0	1.0 1.0 1.0	95.4 0.0 0.0 0.0	325.2 0.0 360	1.0 1.0 1.0	95.4 0.0 0.0
1056	NW_000da	0.0 0.0 0.0	0.0 0.0	0.0 360	0.0 0.0 0.0	0.0 0.0 0.0	0.0 0.0 0.0	0.0 0.0 0.0	0.0 0.0 0.0 0.0	0.0 0.0 360	1.0 1.0 1.0	95.4 0.0 0.0
1057	NW_006da	0.066 0.066 0.066	0.066 0.0	0.066 360	0.066 0.066 0.066	6.2 0.0 0.0	0.0 0.0 0.0	0.068 0.07 0.07	4.7 -0.1 0.0 0.1	215.3 1.5 360	1.0 1.0 1.0	95.4 0.0 0.0
1058	NW_013da	0.133 0.133 0.133	0.133 0.0	0.133 360	0.133 0.133 0.133	12.6 0.0 0.0	0.0 0.0 0.0	0.134 0.138 0.138	12.6 -0.5 -0.1 0.5	198.8 0.5 360	1.0 1.0 1.0	95.4 0.0 0.0
1059	NW_020da	0.2 0.2 0.2	0.2 0.0	0.2 360	0.2 0.2 0.2	19.0 0.0 0.0	0.0 0.0 0.0	0.181 0.193 0.193	18.7 -1.1 -0.4 1.2	202.3 1.3 360	1.0 1.0 1.0	95.4 0.0 0.0
1060	NW_026da	0.266 0.266 0.266	0.266 0.0	0.266 360	0.266 0.266 0.266	25.3 0.0 0.0	0.0 0.0 0.0	0.25 0.251 0.251	25.4 0.0 0.0 0.0	198.2 0.1 360	1.0 1.0 1.0	95.4 0.0 0.0
1061	NW_033da	0.333 0.333 0.333	0.333 0.0	0.333 360	0.333 0.333 0.333	31.7 0.0 0.0	0.0 0.0 0.0	0.303 0.311 0.311	31.6 -0.7 -0.3 0.8	203.1 0.8 360	1.0 1.0 1.0	95.4 0.0 0.0
1062	NW_040da	0.4 0.4 0.4	0.4 0.0	0.4 360	0.4 0.4 0.4	38.1 0.0 0.0	0.0 0.0 0.0	0.374 0.374 0.374	38.2 0.0 0.0 0.0	217.7 0.1 360	1.0 1.0 1.0	95.4 0.0 0.0
1063	NW_046da	0.466 0.466 0.466	0.466 0.0	0.466 360	0.466 0.466 0.466	44.4 0.0 0.0	0.0 0.0 0.0	0.431 0.437 0.437	44.4 -0.5 -0.2 0.5	203.8 0.5 360	1.0 1.0 1.0	95.4 0.0 0.0
1064	NW_053da	0.533 0.533 0.533	0.533 0.0	0.533 360	0.533 0.533 0.533	50.8 0.0 0.0	0.0 0.0 0.0	0.503 0.504 0.504	51.0 0.0 0.0 0.0	222.6 0.1 360	1.0 1.0 1.0	95.4 0.0 0.0
1065	NW_060da	0.6 0.6 0.6	0.6 0.0	0.6 360	0.6 0.6 0.6	57.2 0.0 0.0	0.0 0.0 0.0	0.564 0.569 0.569	57.1 -0.3 -0.1 0.4	204.7 0.4 360	1.0 1.0 1.0	95.4 0.0 0.0
1066	NW_066da	0.666 0.666 0.666	0.666 0.0	0.666 360	0.666 0.666 0.666	63.5 0.0 0.0	0.0 0.0 0.0	0.634 0.635 0.635	63.3 -0.1 0.0 0.1	207.4 0.2 360	1.0 1.0 1.0	95.4 0.0 0.0
1067	NW_073da	0.734 0.734 0.734	0.734 0.0	0.734 360	0.734 0.734 0.734	70.0 0.0 0.0	0.0 0.0 0.0	0.703 0.706 0.707	69.8 -0.3 -0.1 0.3	205.7 0.4 360	1.0 1.0 1.0	95.4 0.0 0.0
1068	NW_080da	0.8 0.8 0.8	0.8 0.0	0.8 360	0.8 0.8 0.8	76.3 0.0 0.0	0.0 0.0 0.0	0.775 0.778 0.778	76.1 -0.1 0.0 0.2	206.4 0.2 360	1.0 1.0 1.0	95.4 0.0 0.0
1069	NW_086da	0.866 0.866 0.866	0.866 0.0	0.866 360	0.866 0.866 0.866	82.6 0.0 0.0	0.0 0.0 0.0	0.847 0.85 0.85	82.5 -0.1 0.0 0.1	209.2 0.2 360	1.0 1.0 1.0	95.4 0.0 0.0
1070	NW_093da	0.933 0.933 0.933	0.933 0.0	0.933 360	0.933 0.933 0.933	89.0 0.0 0.0	0.0 0.0 0.0	0.921 0.924 0.924	88.9 -0.2 -0.1 0.2	207.0 0.2 360	1.0 1.0 1.0	95.4 0.0 0.0
1071	NW_100da	1.0 1.0 1.0	1.0 0.0	1.0 360	1.0 1.0 1.0	95.4 0.0 0.0	0.0 0.0 0.0	1.0 1.0 1.0	95.4 0.0 0.0 0.0	325.2 0.0 360	1.0 1.0 1.0	95.4 0.0 0.0
1072	NW_000da	0.0 0.0 0.0	0.0 0.0	0.0 360	0.0 0.0 0.0	0.0 0.0 0.0	0.0 0.0 0.0	0.0 0.0 0.0	0.0 0.0 0.0 0.0	0.0 0.0 360	1.0 1.0 1.0	95.4 0.0 0.0
1073	NW_100da	1.0 1.0 1.0	1.0 0.0	1.0 360	1.0 1.0 1.0	95.4 0.0 0.0	0.0 0.0 0.0	1.0 1.0 1.0	95.4 0.0 0.0 0.0	325.2 0.0 360	1.0 1.0 1.0	95.4 0.0 0.0
1074	ROOY_100_100da	1.0 0.0 0.0	1.0 1.0 0.5	390	1.0 0.0 0.0	50.4 76.9 64.5 100.4 40.0	0.0 0.0 0.0	1.0 0.0 0.0	50.4 76.9 64.5 100.4 39.9 0.0	389	1.0 0.0 0.0	50.4 76.9 64.5 100.4 40.0
1075	G50B_100_100da	0.0 1.0 1.0	1.0 1.0 0.5	210	0.0 1.0 1.0	86.8 -46.1 -13.5 48.1 196.3	0.0 1.0 1.0	1.0 86.8 -46.1 -13.5 48.1	196.3 0.0 210	0.0 1.0 1.0	86.8 -46.1 -13.5 48.1 196.3	
1076	Y00G_100_100da	1.0 1.0 0.0	1.0 1.0 0.5	90	1.0 1.0 0.0	92.6 -20.7 90.7 93.0 102.8	1.0 1.0 0.0	1.0 92.6 -20.6 90.7 93.0	102.8 0.0 89	1.0 1.0 0.0	92.6 -20.7 90.7 93.0 102.8	
1077	B00R_100_100da	0.0 0.0 1.0	1.0 1.0 0.5	270	0.0 0.0 1.0	30.3 76.0 -103.5 128.5 306.2	0.0 0.0 1.0	1.0 30.3 76.0 -103.5 128.5	306.2 0.0 270	0.0 0.0 1.0	30.3 76.0 -103.5 128.5 306.2	
1078	G00B_100_100da	0.0 1.0 0.0	1.0 1.0 0.5	150	0.0 1.0 0.0	83.6 -82.7 79.8 115.0 136.0	0.0 0.999 0.0	0.836 -82.7 79.8 115.0 136.0	0.0 149	0.0 1.0 0.0	83.6 -82.7 79.8 115.0 136.0	
1079	B50R_100_100da	1.0 0.0 1.0	1.0 1.0 0.5	330	1.0 0.0 1.0	57.2 94.3 -58.4 110.9 328.2	1.0 0.0 1.0	1.0 57.2 94.3 -58.4 111.0	328.2 0.0 330	1.0 0.0 1.0	57.2 94.3 -58.4 110.9 328.2	

delta E** = 0.2

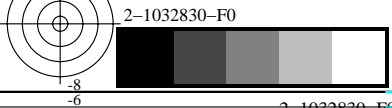


gráfico TUB-QS11; código de tono: H*d=R50Yd
colores y diferencia en color, ΔE**

entrada: rgb/cmyk -> rgb_{dd}
salida: 3D-linealización a rgb*_{dd}

