

Entrada i salida: Television Luminous System TLS00a for relative CIELAB hue $h_{ab,a,rel} = h_{ab}/360 = 58/360 = 0.16$

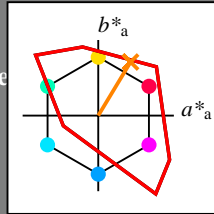
$H^*_e = R50Y_e$

Datos del dispositivo (d) o elemental (e) color:

HIC^*_{e}
código de tono para los colores
esta página:

$H^*_e = R50Y_e$

triángulo claridad T^*



TLS00a; datos adaptados CIELAB (a)

name	$L^*=L^*_a$	a^*_a	b^*_a	$C^*_{ab,a}$	$h^*_{ab,a}$
$R_{e, Ma}$	50.9	78.3	37.3	86.7	25
$Y_{e, Ma}$	83.7	-3.4	84.5	84.5	92
$G_{e, Ma}$	85.1	-64.6	20.7	67.9	162
$C_{e, Ma}$	79.0	-34.2	-25.7	42.8	216
$B_{e, Ma}$	59.2	1.7	-56.6	56.6	271
$M_{e, Ma}$	57.1	94.1	-57.4	110.3	328
$N_{e, Ma}$	0.0	0.0	0.0	0.0	0
$W_{e, Ma}$	95.4	0.0	0.0	0.0	0
$R_{e, CIE}$	39.9	58.7	27.9	65.0	25
$Y_{e, CIE}$	81.2	-2.8	71.5	71.6	92
$G_{e, CIE}$	52.2	-42.4	13.6	44.5	162
$B_{e, CIE}$	30.5	1.4	-46.4	46.4	271

Los datos de color máximo (Ma):

$LabCh^*_{e, Ma}$: 63 42 70 82 58

$HIC^*_{e, Ma}$: R50Y_100_100_e

$rgbic^*_{e, Ma}$:

1.0 0.48 0.0 1.0 1.0

triángulo claridad T^*

TLS00a; datos adaptados CIELAB (a)

H^*_e	$L^*=L^*_a$	a^*_a	b^*_a	$C^*_{ab,a}$	$h^*_{ab,a}$
$R00Y_{100_100_e}$	50.9	78.3	37.3	86.7	25
$R25Y_{100_100_e}$	51.3	74.4	64.8	98.7	41
$R50Y_{100_100_e}$	63.1	42.7	70.8	82.7	58
$R75Y_{100_100_e}$	73.5	18.3	77.7	79.8	76
$Y00G_{100_100_e}$	83.7	-3.4	84.5	84.5	92
$Y25G_{100_100_e}$	91.0	-29.9	88.9	93.8	108
$Y50G_{100_100_e}$	85.9	-63.0	82.8	104.1	127
$Y75G_{100_100_e}$	84.1	-76.0	51.4	91.8	145
$G00B_{100_100_e}$	85.1	-64.6	20.7	67.9	162
$G25B_{100_100_e}$	86.5	-49.9	-8.4	50.6	189
$G50B_{100_100_e}$	79.0	-34.2	-25.7	42.8	216
$G75B_{100_100_e}$	70.0	-19.0	-39.6	43.9	244
$B00R_{100_100_e}$	59.2	1.7	-56.6	56.6	271
$B25R_{100_100_e}$	38.2	52.7	-90.7	104.9	300
$B50R_{100_100_e}$	57.1	94.1	-57.4	110.3	328
$B75R_{100_100_e}$	52.9	83.6	-11.6	84.4	352

%Gama

$u^*_{rel} = 158$

%Regularidad

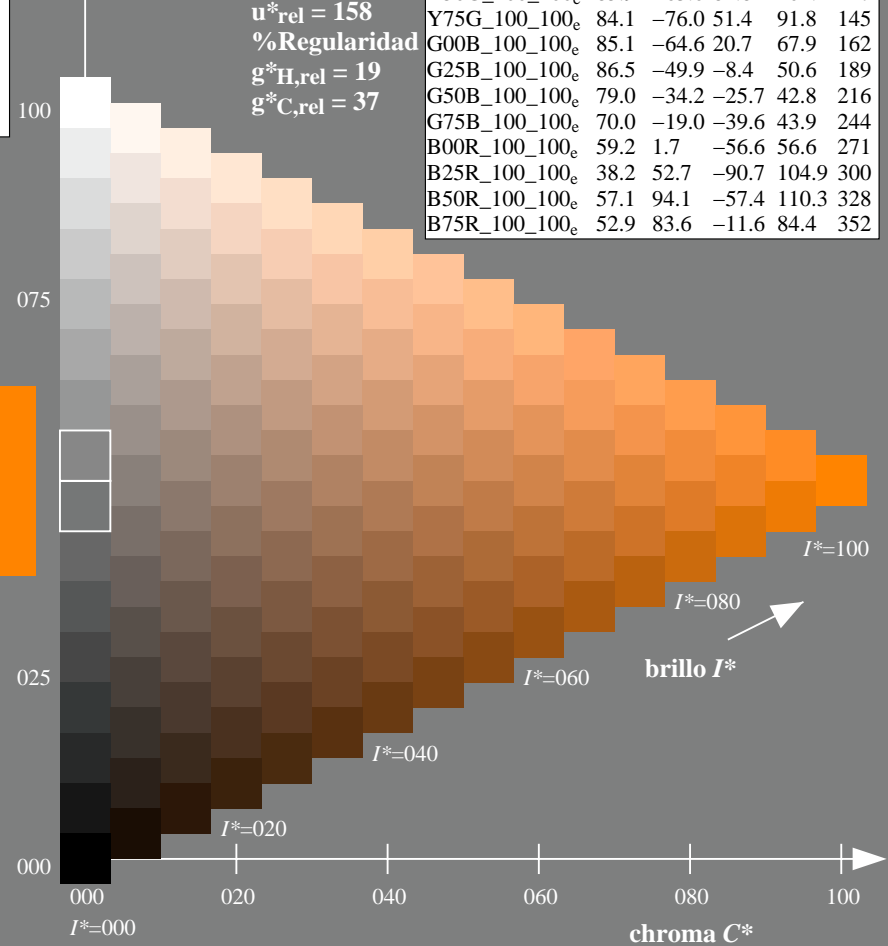
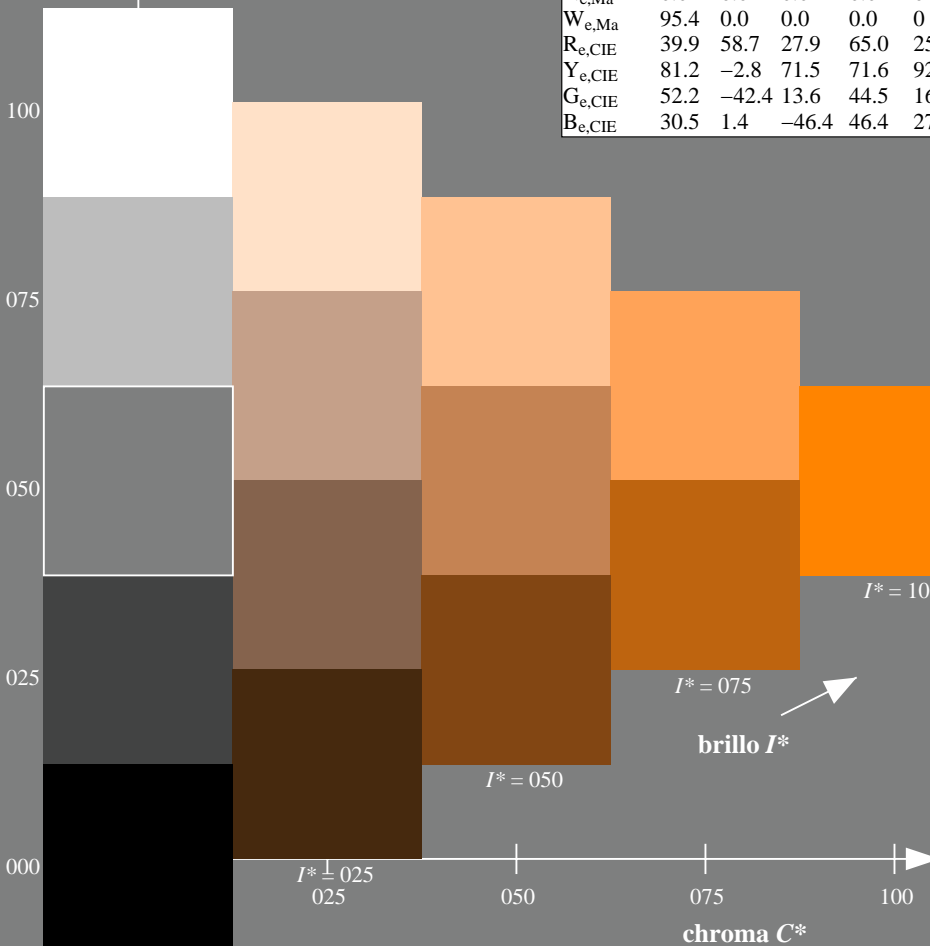
$g^*_{H,rel} = 19$

$g^*_{C,rel} = 37$

vea archivos semejantes: <http://130.149.60.45/~farbmetrik/QS10/QS10L0FP.PDF> / .PS
información técnica: <http://www.ps.bam.de> o <http://130.149.60.45/~farbmetrik>

TUB matrícula: 20130201-QS10/QS10L0FP.PDF / .PS
aplicación para la medida de display output, ninguna separación

TUB material: code=thadta



2-113130-L0 QS100-73
gráfico TUB-QS10; código de tono: $H^*_e=R50Y_e$
gráfico según a DIN 33872, 3D=1, de=1, sRGB*

entrada: $rgb/cmyk \rightarrow rgb_{de}$
salida: 3D-linealización a rgb^*_{de}

