

Entrada i salida: Offset Reflective System ORS18a for relative CIELAB hue $h_{ab,a,rel} = h_{ab}/360 = 48/360 = 0.13$

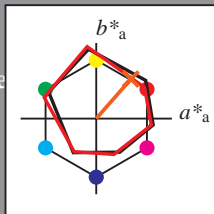
$H^*_d = R25Y_d$

Datos del dispositivo (d) o elemental (e) color:

HIC^*_d
código de tono para los colores
esta página:

$H^*_d = R25Y_d$

triángulo claridad T^*



ORS20a; datos adaptados CIELAB (a)

name	$L^*=L^*_a$	a^*_a	b^*_a	$C^*_{ab,a}$	$h^*_{ab,a}$
R _{d,Ma}	47.3	63.8	41.2	76.0	32
Y _{d,Ma}	88.3	-11.9	95.1	95.8	97
G _{d,Ma}	51.9	-68.8	28.1	74.3	157
C _{d,Ma}	58.3	-29.2	-43.7	52.6	236
B _{d,Ma}	25.3	23.5	-47.3	52.8	296
M _{d,Ma}	48.2	72.8	-8.5	73.3	353
N _{d,Ma}	17.7	0.0	0.0	0.0	0
W _{d,Ma}	95.4	0.0	0.0	0.0	0
R _{d,CIE}	39.9	58.7	27.9	65.0	25
Y _{d,CIE}	81.2	-2.8	71.5	71.6	92
G _{d,CIE}	52.2	-42.4	13.6	44.5	162
B _{d,CIE}	30.5	1.4	-46.4	46.4	271

Los datos de color máximo (Ma):

$LabCh^*_d, Ma: 55\ 45\ 52\ 69\ 48$

$HIC^*_d, Ma: R25Y_{100_{100}_d}$

$rgbic^*_d, Ma:$

1.0 0.23 0.0 1.0 1.0

triángulo claridad T^*

%Gama

$u^*_{rel} = 92$

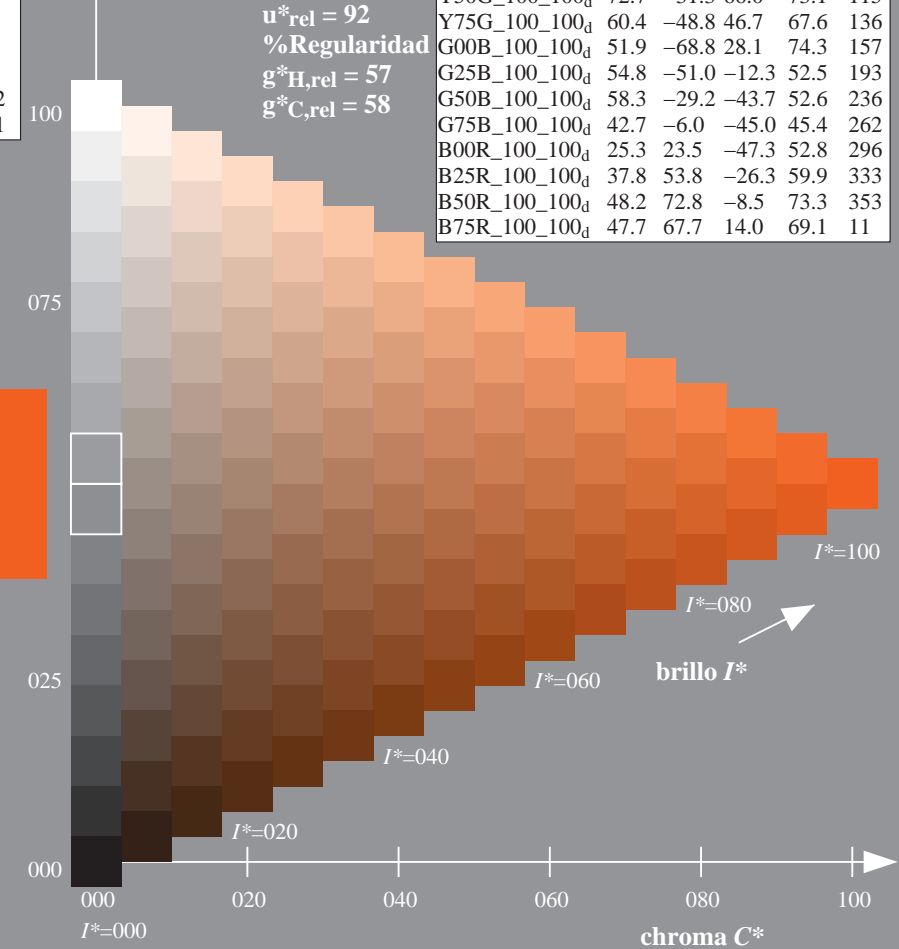
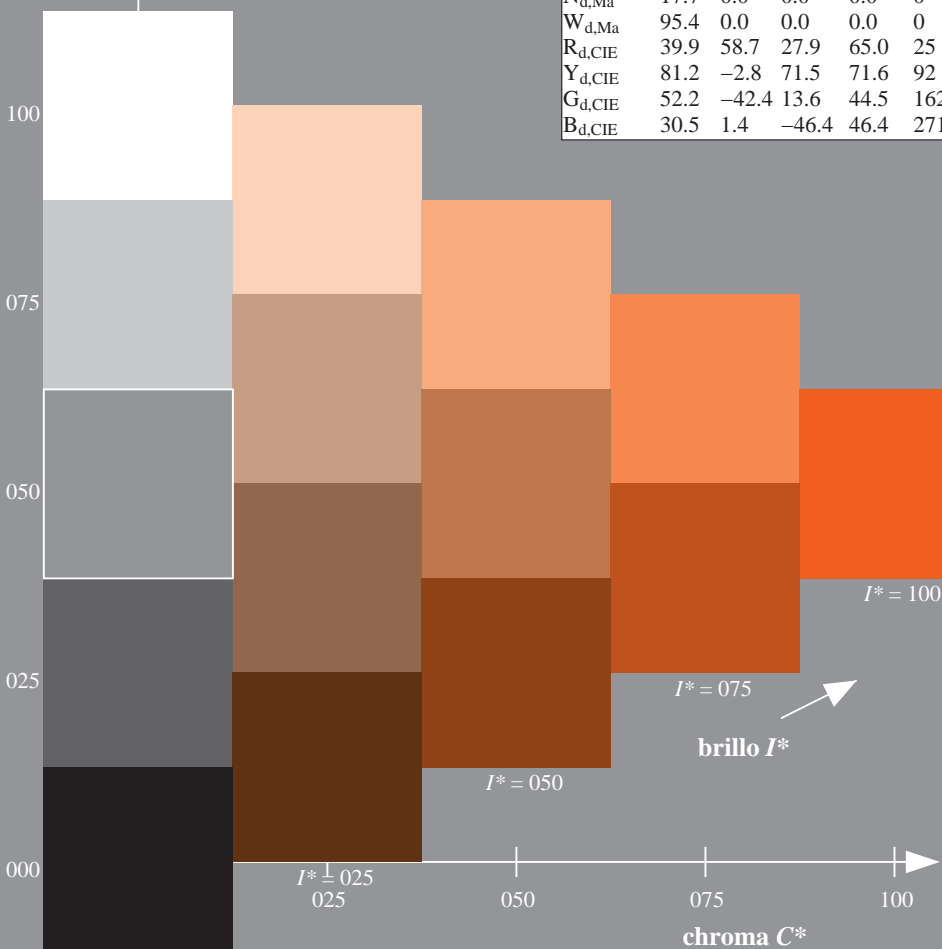
%Regularidad

$g^*_{H,rel} = 57$

$g^*_{C,rel} = 58$

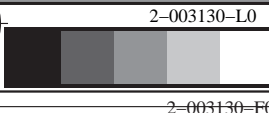
ORS20a; datos adaptados CIELAB (a)

H^*_d	$L^*=L^*_a$	a^*_a	b^*_a	$C^*_{ab,a}$	$h^*_{ab,a}$
R00Y_100_100 _d	47.3	63.8	41.2	76.0	32
R25Y_100_100 _d	55.3	45.8	52.2	69.5	48
R50Y_100_100 _d	67.2	22.6	67.6	71.2	71
R75Y_100_100 _d	79.9	1.0	83.9	83.9	89
Y00G_100_100 _d	88.3	-11.9	95.1	95.8	97
Y25G_100_100 _d	83.3	-19.2	83.7	85.9	102
Y50G_100_100 _d	72.7	-31.3	66.0	73.1	115
Y75G_100_100 _d	60.4	-48.8	46.7	67.6	136
G00B_100_100 _d	51.9	-68.8	28.1	74.3	157
G25B_100_100 _d	54.8	-51.0	-12.3	52.5	193
G50B_100_100 _d	58.3	-29.2	-43.7	52.6	236
G75B_100_100 _d	42.7	-6.0	-45.0	45.4	262
B00R_100_100 _d	25.3	23.5	-47.3	52.8	296
B25R_100_100 _d	37.8	53.8	-26.3	59.9	333
B50R_100_100 _d	48.2	72.8	-8.5	73.3	353
B75R_100_100 _d	47.7	67.7	14.0	69.1	11



vea archivos semejantes: <http://130.149.60.45/~farbmetrik/QS03/QS03.HTM>
información técnica: <http://www.ps.bam.de> o <http://130.149.60.45/~farbmetrik>

TUB matrícula: 20130201-QS03/QS03L0NP.PDF /.PS
aplicación para la medida salida en la impresión offset, separación cmykn6 (CMYK)
TUB material: code=thad4a



2-003130-L0 QS030-70
gráfico TUB-QS03; código de tono: $H^*_d=R25Y_d$
gráfico según a DIN 33872, 3D=0, de=0, cmyk

entrada: $rgb/cmyk \rightarrow rgb_d$
salida: transfiera a $cmyk_d$

