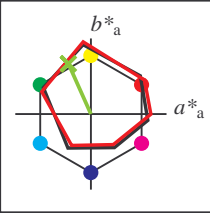


Input og output: Offset-Reflektiv-System ORS18a for relativ CIELAB fargetone $h_{ab,a,rel} = h_{ab}/360 = 114/360 = 0.31$

$H^*_d = Y50G_d$

Data for ethvert apparat (d) eller elementærfarge (e):

HIC^*_d
fargetonetekst for fargene på denne siden:
 $H^*_d = Y50G_d$
trekantslyshet T^*



ORS20a; adapterte (a) CIELAB data

navn	$L^*=L^*_a$	a^*_a	b^*_a	$C^*_{ab,a}$	$h^*_{ab,a}$
R _{d, Ma}	45.4	70.9	44.8	83.9	32
Y _{d, Ma}	87.8	-10.2	95.4	96.0	96
G _{d, Ma}	50.0	-65.0	29.6	71.4	155
C _{d, Ma}	56.8	-25.5	-41.5	48.7	238
B _{d, Ma}	25.0	29.5	-40.4	50.0	306
M _{d, Ma}	46.1	79.3	-0.2	79.3	359
N _{d, Ma}	24.3	0.0	0.0	0.0	0
W _{d, Ma}	95.6	0.0	0.0	0.0	0
R _{d, CIE}	39.9	58.7	27.9	65.0	25
Y _{d, CIE}	81.2	-2.8	71.5	71.6	92
G _{d, CIE}	52.2	-42.4	13.6	44.5	162
B _{d, CIE}	30.5	1.4	-46.4	46.4	271

Data for maksimalfarge (Ma):

$LabCh^*_{d, Ma}$: 70 -29 66 72 114

$HIC^*_{d, Ma}$: Y50G_100_100d

$rgbic^*_{d, Ma}$:

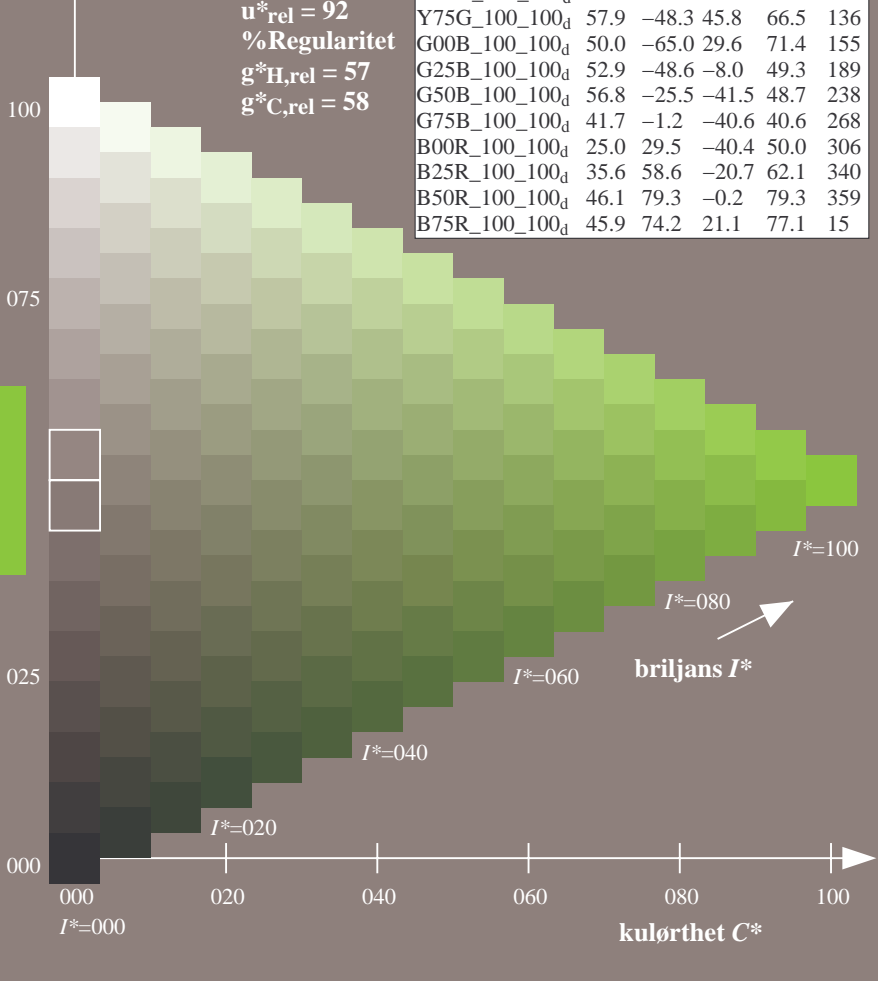
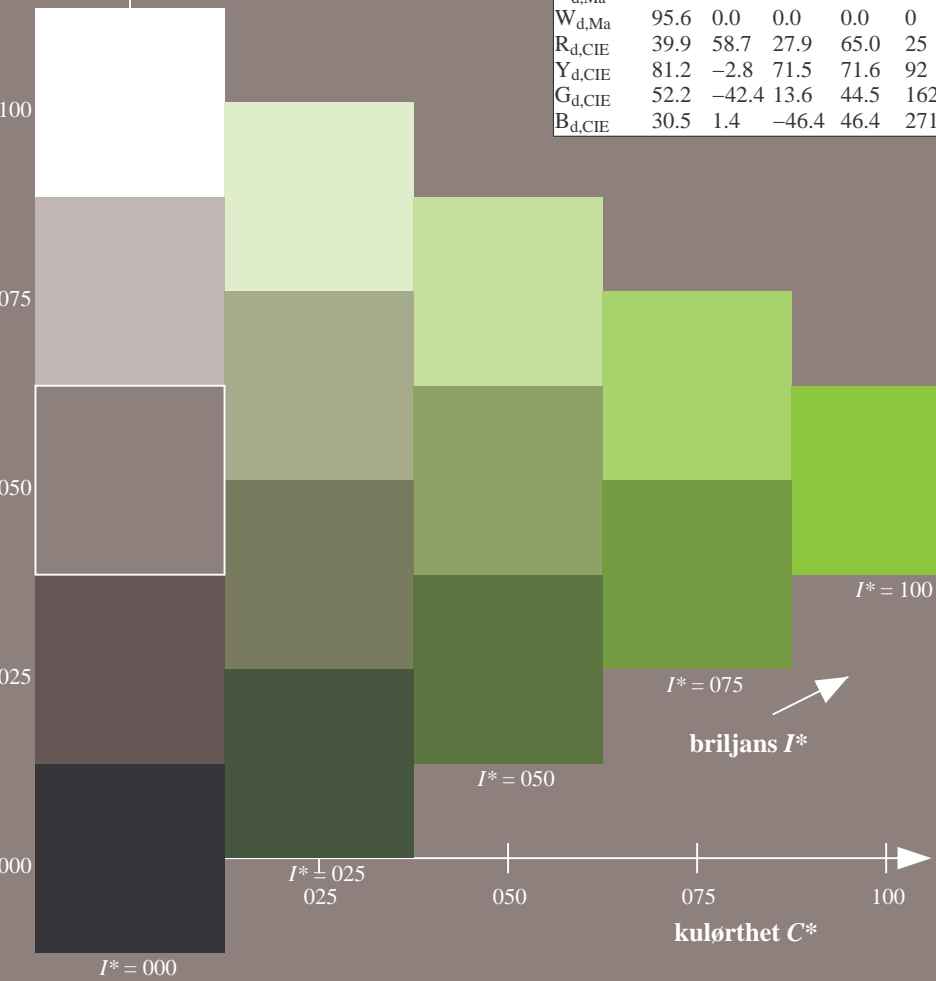
0.5 1.0 0.0 1.0 1.0

trekantslyshet T^*

%Omfang
 $u^*_{rel} = 92$
%Regularitet
 $g^*_{H, rel} = 57$
 $g^*_{C, rel} = 58$

ORS20a; adapterte (a) CIELAB data

H^*_d	$L^*=L^*_a$	a^*_a	b^*_a	$C^*_{ab,a}$	$h^*_{ab,a}$
R00Y_100_100 _d	45.4	70.9	44.8	83.9	32
R25Y_100_100 _d	53.0	53.4	54.8	76.5	45
R50Y_100_100 _d	64.9	28.9	68.6	74.5	67
R75Y_100_100 _d	78.6	4.3	84.7	84.8	87
Y00G_100_100 _d	87.8	-10.2	95.4	96.0	96
Y25G_100_100 _d	81.2	-17.0	84.3	86.0	101
Y50G_100_100 _d	70.6	-29.7	66.5	72.8	114
Y75G_100_100 _d	57.9	-48.3	45.8	66.5	136
G00B_100_100 _d	50.0	-65.0	29.6	71.4	155
G25B_100_100 _d	52.9	-48.6	-8.0	49.3	189
G50B_100_100 _d	56.8	-25.5	-41.5	48.7	238
G75B_100_100 _d	41.7	-1.2	-40.6	40.6	268
B00R_100_100 _d	25.0	29.5	-40.4	50.0	306
B25R_100_100 _d	35.6	58.6	-20.7	62.1	340
B50R_100_100 _d	46.1	79.3	-0.2	79.3	359
B75R_100_100 _d	45.9	74.2	21.1	77.1	15

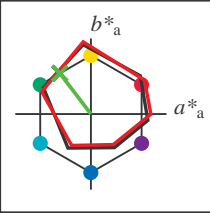


Input og output: Offset-Reflektiv-System ORS18a for relativ CIELAB fargetone $h_{ab,a,rel} = h_{ab}/360 = 127/360 = 0.35$

$H^*_e = Y50G_e$

Data for ethvert apparat (d) eller elementærfarge (e):

HIC^*_e
fargetonetekst for fargene på denne siden:
 $H^*_e = Y50G_e$
trekantslyshet T^*



ORS20a; adapterte (a) CIELAB data

navn	$L^*=L^*_a$	a^*_a	b^*_a	$C^*_{ab,a}$	$h^*_{ab,a}$
R _e ,Ma	45.6	72.2	34.4	80.0	25
Y _e ,Ma	83.6	-3.6	90.4	90.4	92
G _e ,Ma	50.6	-62.1	19.9	65.2	162
C _e ,Ma	55.0	-36.2	-27.2	45.3	216
B _e ,Ma	40.2	1.2	-40.6	40.6	271
M _e ,Ma	31.1	47.7	-29.1	55.9	328
N _e ,Ma	24.3	0.0	0.0	0.0	0
W _e ,Ma	95.6	0.0	0.0	0.0	0
R _e ,CIE	39.9	58.7	27.9	65.0	25
Y _e ,CIE	81.2	-2.8	71.5	71.6	92
G _e ,CIE	52.2	-42.4	13.6	44.5	162
B _e ,CIE	30.5	1.4	-46.4	46.4	271

Data for maksimalfarge (Ma):

$LabCh^*_{e, Ma}: 62 \ -40 \ 53 \ 67 \ 127$

$HIC^*_{e, Ma}: Y50G_{100_{100}e}$

$rgbic^*_{e, Ma}:$

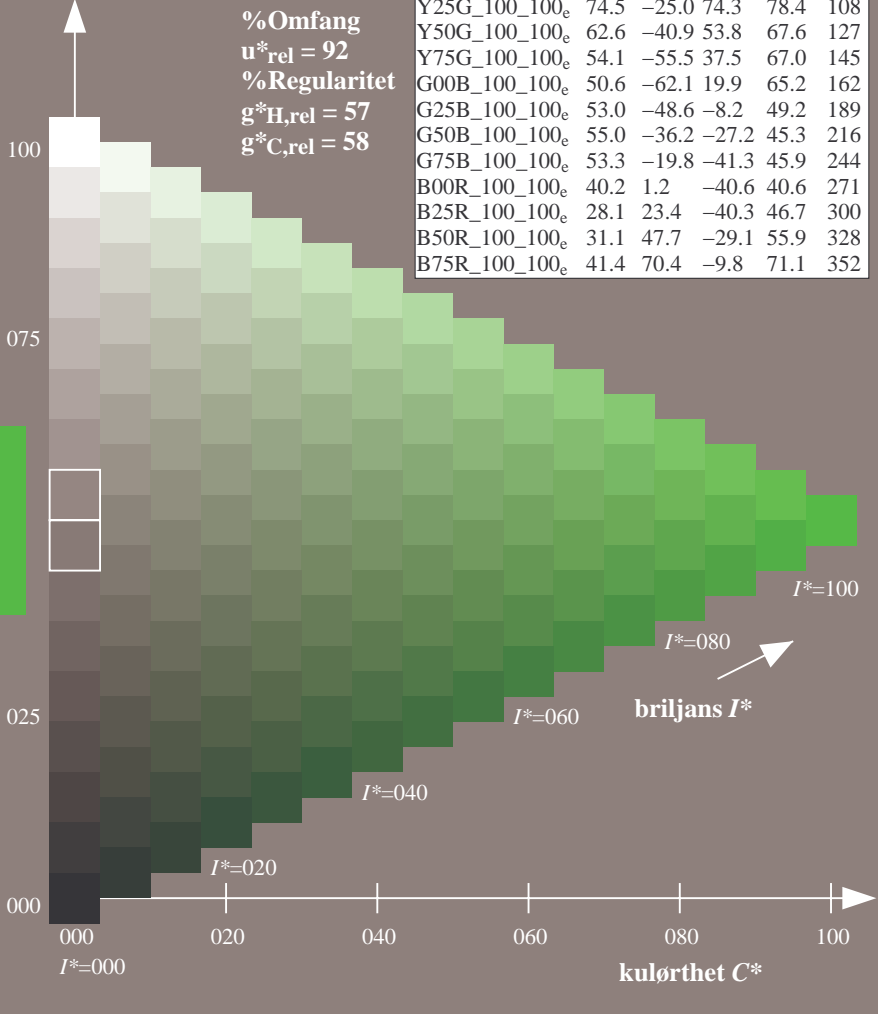
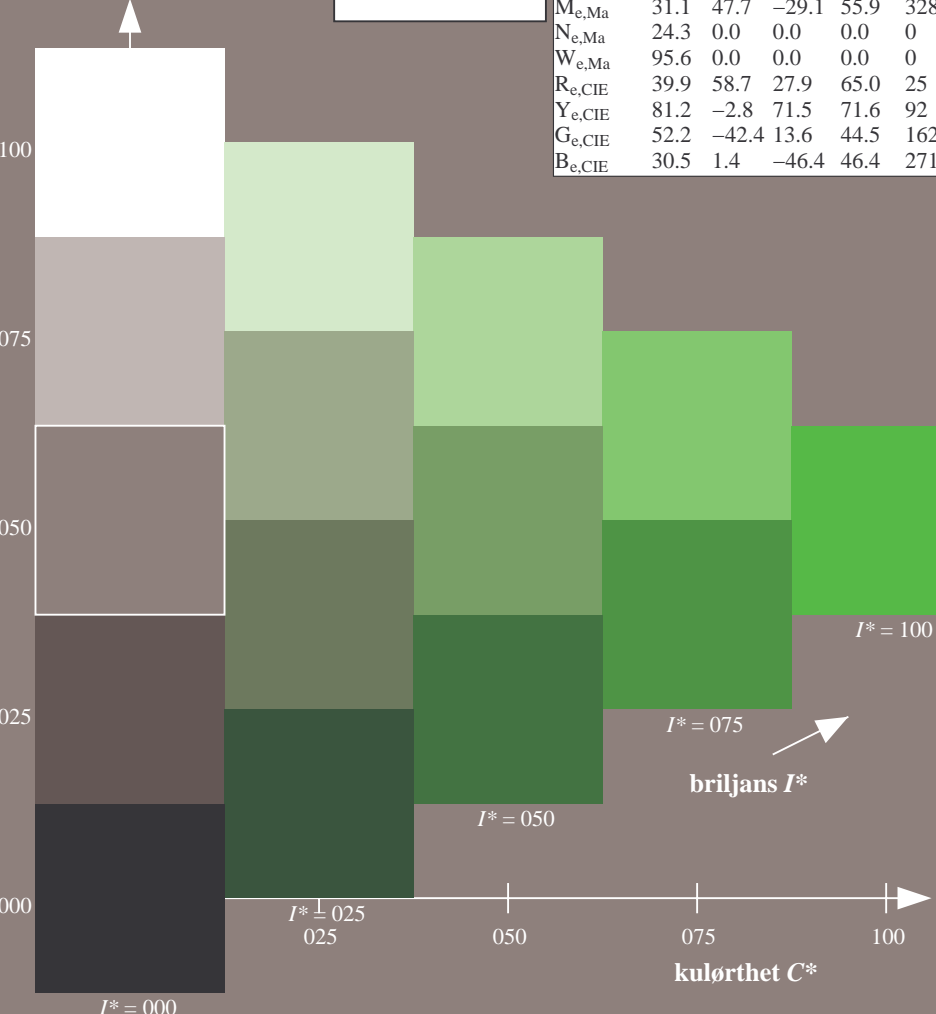
0.32 1.0 0.0 1.0 1.0

trekantslyshet T^*

%Omfang
 $u^*_{rel} = 92$
%Regularitet
 $g^*_{H,rel} = 57$
 $g^*_{C,rel} = 58$

ORS20a; adapterte (a) CIELAB data

H^*_e	$L^*=L^*_a$	a^*_a	b^*_a	$C^*_{ab,a}$	$h^*_{ab,a}$
R00Y_100_100 _e	45.6	72.2	34.4	80.0	25
R25Y_100_100 _e	50.5	59.2	51.6	78.6	41
R50Y_100_100 _e	60.2	38.2	63.4	74.1	58
R75Y_100_100 _e	70.9	17.9	75.9	77.9	76
Y00G_100_100 _e	83.6	-3.6	90.4	90.4	92
Y25G_100_100 _e	74.5	-25.0	74.3	78.4	108
Y50G_100_100 _e	62.6	-40.9	53.8	67.6	127
Y75G_100_100 _e	54.1	-55.5	37.5	67.0	145
G00B_100_100 _e	50.6	-62.1	19.9	65.2	162
G25B_100_100 _e	53.0	-48.6	-8.2	49.2	189
G50B_100_100 _e	55.0	-36.2	-27.2	45.3	216
G75B_100_100 _e	53.3	-19.8	-41.3	45.9	244
B00R_100_100 _e	40.2	1.2	-40.6	40.6	271
B25R_100_100 _e	28.1	23.4	-40.3	46.7	300
B50R_100_100 _e	31.1	47.7	-29.1	55.9	328
B75R_100_100 _e	41.4	70.4	-9.8	71.1	352

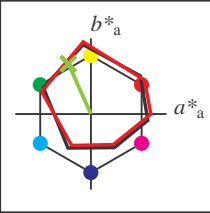


Input og output: Offset-Reflektiv-System ORS18a for relativ CIELAB fargetone $h_{ab,a,rel} = h_{ab}/360 = 114/360 = 0.31$

$H^*_d = Y50G_d$

Data for ethvert apparat (d) eller elementærfarge (e):

HIC^*_d
fargetonetekst for fargene på denne siden:
 $H^*_d = Y50G_d$
trekantslyshet T^*



ORS20a; adapterte (a) CIELAB data

navn	$L^*=L^*_a$	a^*_a	b^*_a	$C^*_{ab,a}$	$h^*_{ab,a}$
R _{d, Ma}	45.4	70.9	44.8	83.9	32
Y _{d, Ma}	87.8	-10.2	95.4	96.0	96
G _{d, Ma}	50.0	-65.0	29.6	71.4	155
C _{d, Ma}	56.8	-25.5	-41.5	48.7	238
B _{d, Ma}	25.0	29.5	-40.4	50.0	306
M _{d, Ma}	46.1	79.3	-0.2	79.3	359
N _{d, Ma}	24.3	0.0	0.0	0.0	0
W _{d, Ma}	95.6	0.0	0.0	0.0	0
R _{d, CIE}	39.9	58.7	27.9	65.0	25
Y _{d, CIE}	81.2	-2.8	71.5	71.6	92
G _{d, CIE}	52.2	-42.4	13.6	44.5	162
B _{d, CIE}	30.5	1.4	-46.4	46.4	271

Data for maksimalfarge (Ma):

$LabCh^*_{d, Ma}$: 70 -29 66 72 114

$HIC^*_{d, Ma}$: Y50G_100_100d

$rgbic^*_{d, Ma}$:

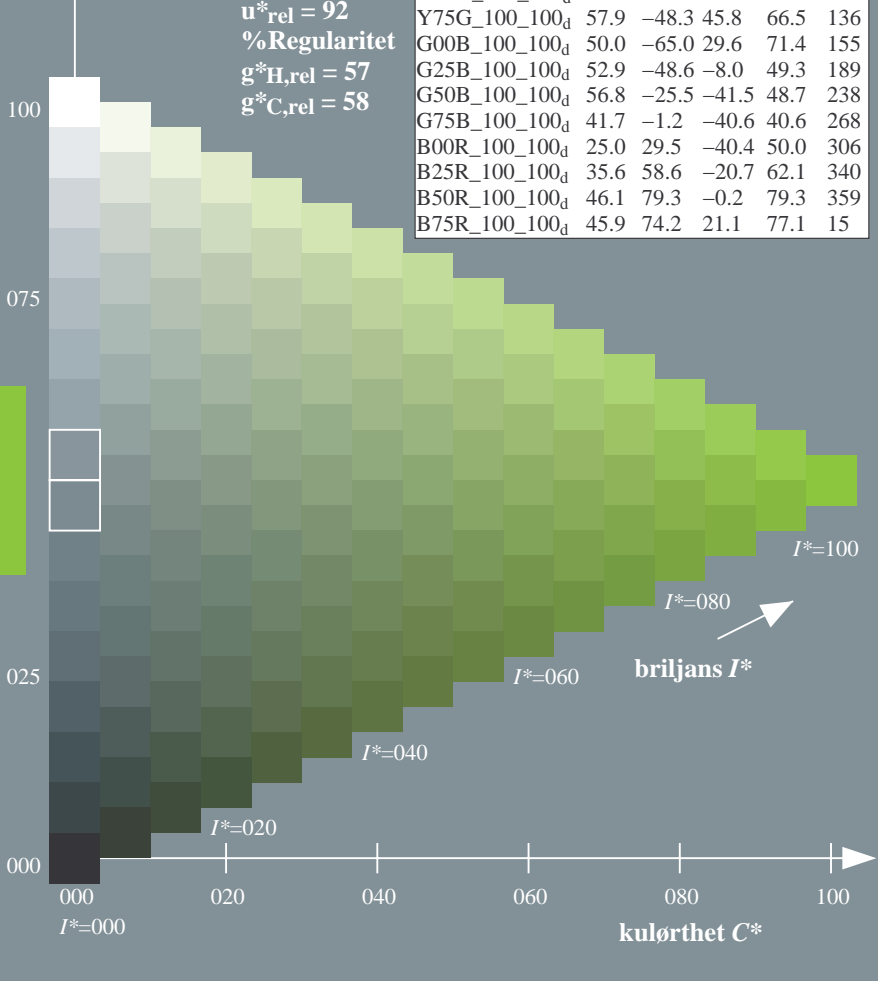
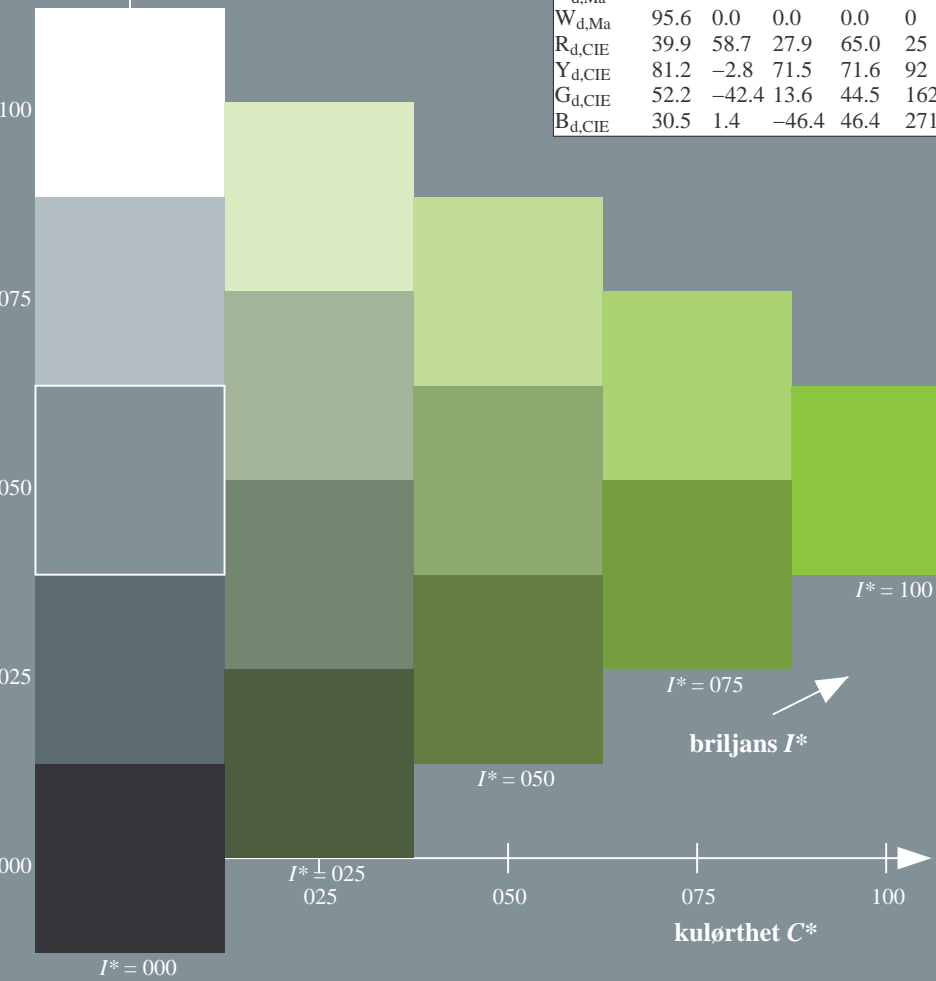
0.5 1.0 0.0 1.0 1.0

trekantslyshet T^*

%Omfang
 $u^*_{rel} = 92$
%Regularitet
 $g^*_{H, rel} = 57$
 $g^*_{C, rel} = 58$

ORS20a; adapterte (a) CIELAB data

H^*_d	$L^*=L^*_a$	a^*_a	b^*_a	$C^*_{ab,a}$	$h^*_{ab,a}$
R00Y_100_100 _d	45.4	70.9	44.8	83.9	32
R25Y_100_100 _d	53.0	53.4	54.8	76.5	45
R50Y_100_100 _d	64.9	28.9	68.6	74.5	67
R75Y_100_100 _d	78.6	4.3	84.7	84.8	87
Y00G_100_100 _d	87.8	-10.2	95.4	96.0	96
Y25G_100_100 _d	81.2	-17.0	84.3	86.0	101
Y50G_100_100 _d	70.6	-29.7	66.5	72.8	114
Y75G_100_100 _d	57.9	-48.3	45.8	66.5	136
G00B_100_100 _d	50.0	-65.0	29.6	71.4	155
G25B_100_100 _d	52.9	-48.6	-8.0	49.3	189
G50B_100_100 _d	56.8	-25.5	-41.5	48.7	238
G75B_100_100 _d	41.7	-1.2	-40.6	40.6	268
B00R_100_100 _d	25.0	29.5	-40.4	50.0	306
B25R_100_100 _d	35.6	58.6	-20.7	62.1	340
B50R_100_100 _d	46.1	79.3	-0.2	79.3	359
B75R_100_100 _d	45.9	74.2	21.1	77.1	15

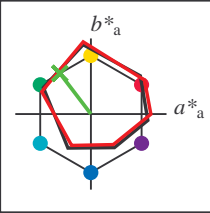


Input og output: Offset-Reflektiv-System ORS18a for relativ CIELAB fargetone $h_{ab,a,rel} = h_{ab}/360 = 127/360 = 0.35$

$H^*_e = Y50G_e$

Data for ethvert apparat (d) eller elementærfarge (e):

HIC^*_e
fargetonetekst for fargene på denne siden:
 $H^*_e = Y50G_e$
trekantslyshet T^*



ORS20a; adapterte (a) CIELAB data

navn	$L^*=L^*_a$	a^*_a	b^*_a	$C^*_{ab,a}$	$h^*_{ab,a}$
R _e ,Ma	45.6	72.2	34.4	80.0	25
Y _e ,Ma	83.6	-3.6	90.4	90.4	92
G _e ,Ma	50.6	-62.1	19.9	65.2	162
C _e ,Ma	55.0	-36.2	-27.2	45.3	216
B _e ,Ma	40.2	1.2	-40.6	40.6	271
M _e ,Ma	31.1	47.7	-29.1	55.9	328
N _e ,Ma	24.3	0.0	0.0	0.0	0
W _e ,Ma	95.6	0.0	0.0	0.0	0
R _e ,CIE	39.9	58.7	27.9	65.0	25
Y _e ,CIE	81.2	-2.8	71.5	71.6	92
G _e ,CIE	52.2	-42.4	13.6	44.5	162
B _e ,CIE	30.5	1.4	-46.4	46.4	271

Data for maksimalfarge (Ma):

$LabCh^*_{e, Ma}: 62 \ -40 \ 53 \ 67 \ 127$

$HIC^*_{e, Ma}: Y50G_{100_{100}e}$

$rgbic^*_{e, Ma}$:

0.32 1.0 0.0 1.0 1.0

trekantslyshet T^*

ORS20a; adapterte (a) CIELAB data

H^*_e	$L^*=L^*_a$	a^*_a	b^*_a	$C^*_{ab,a}$	$h^*_{ab,a}$
R00Y_100_100 _e	45.6	72.2	34.4	80.0	25
R25Y_100_100 _e	50.5	59.2	51.6	78.6	41
R50Y_100_100 _e	60.2	38.2	63.4	74.1	58
R75Y_100_100 _e	70.9	17.9	75.9	77.9	76
Y00G_100_100 _e	83.6	-3.6	90.4	90.4	92
Y25G_100_100 _e	74.5	-25.0	74.3	78.4	108
Y50G_100_100 _e	62.6	-40.9	53.8	67.6	127
Y75G_100_100 _e	54.1	-55.5	37.5	67.0	145
G00B_100_100 _e	50.6	-62.1	19.9	65.2	162
G25B_100_100 _e	53.0	-48.6	-8.2	49.2	189
G50B_100_100 _e	55.0	-36.2	-27.2	45.3	216
G75B_100_100 _e	53.3	-19.8	-41.3	45.9	244
B00R_100_100 _e	40.2	1.2	-40.6	40.6	271
B25R_100_100 _e	28.1	23.4	-40.3	46.7	300
B50R_100_100 _e	31.1	47.7	-29.1	55.9	328
B75R_100_100 _e	41.4	70.4	-9.8	71.1	352

%Omfang
 $u^*_{rel} = 92$
%Regularitet
 $g^*_{H,rel} = 57$
 $g^*_{C,rel} = 58$

