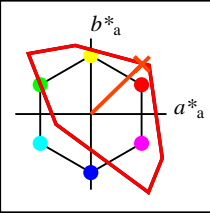


Input og output: Fjernsyn-Lysfarge-System TLS00a for relativ CIELAB fargetone $h_{ab,a,rel} = h_{ab}/360 = 44/360 = 0.12$

$H^*_d = R25Y_d$

Data for ethvert apparat (d) eller elementærfarge (e):

HIC^*_d
fargetonetekst for fargene på denne siden:
 $H^*_d = R25Y_d$
trekantslyshet T^*



TLS00a; adapterte (a) CIELAB data

| navn | $L^*=L^*_a$ | a^*_a | b^*_a | $C^*_{ab,a}$ | $h^*_{ab,a}$ |
|---------------------|-------------|---------|---------|--------------|--------------|
| R _{d, Ma} | 50.4 | 76.9 | 64.5 | 100.4 | 40 |
| Y _{d, Ma} | 92.6 | -20.7 | 90.7 | 93.0 | 102 |
| G _{d, Ma} | 83.6 | -82.7 | 79.8 | 115.0 | 136 |
| C _{d, Ma} | 86.8 | -46.1 | -13.5 | 48.1 | 196 |
| B _{d, Ma} | 30.3 | 76.0 | -103.5 | 128.5 | 306 |
| M _{d, Ma} | 57.2 | 94.3 | -58.4 | 110.9 | 328 |
| N _{d, Ma} | 0.0 | 0.0 | 0.0 | 0.0 | 0 |
| W _{d, Ma} | 95.4 | 0.0 | 0.0 | 0.0 | 0 |
| R _{d, CIE} | 39.9 | 58.7 | 27.9 | 65.0 | 25 |
| Y _{d, CIE} | 81.2 | -2.8 | 71.5 | 71.6 | 92 |
| G _{d, CIE} | 52.2 | -42.4 | 13.6 | 44.5 | 162 |
| B _{d, CIE} | 30.5 | 1.4 | -46.4 | 46.4 | 271 |

Data for maksimalfarge (Ma):

$LabCh^*_{d, Ma}$: 53 67 65 94 44

$HIC^*_{d, Ma}$: R25Y_100_100d

$rgbic^*_{d, Ma}$:

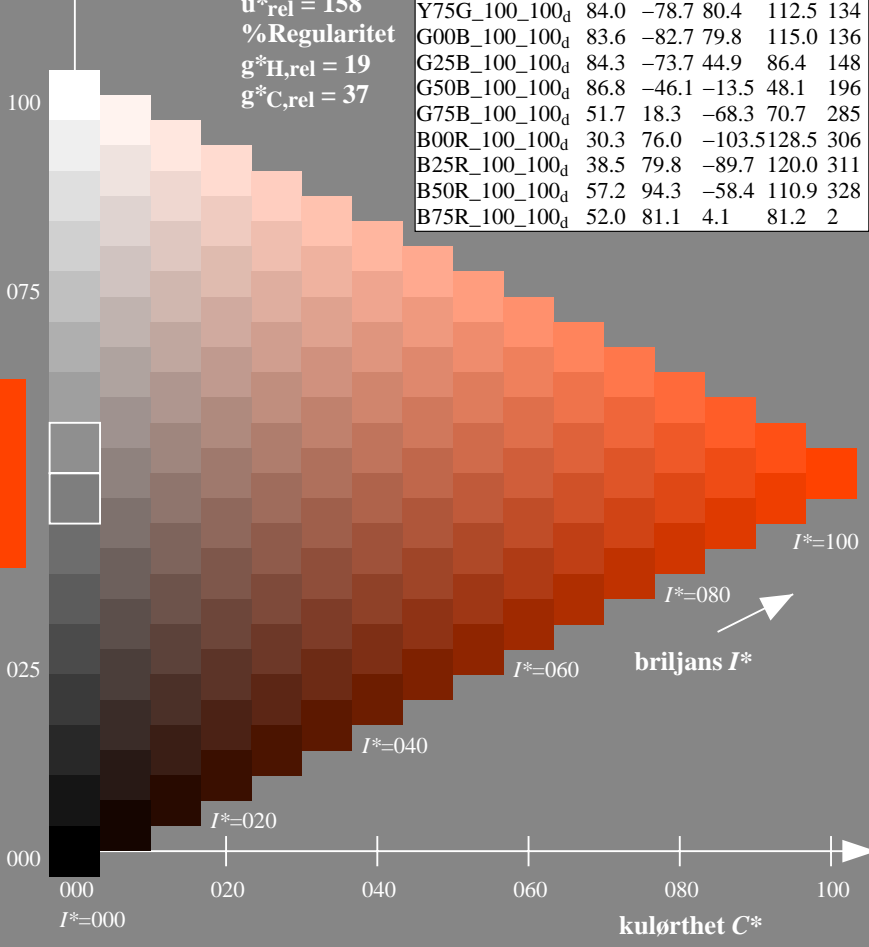
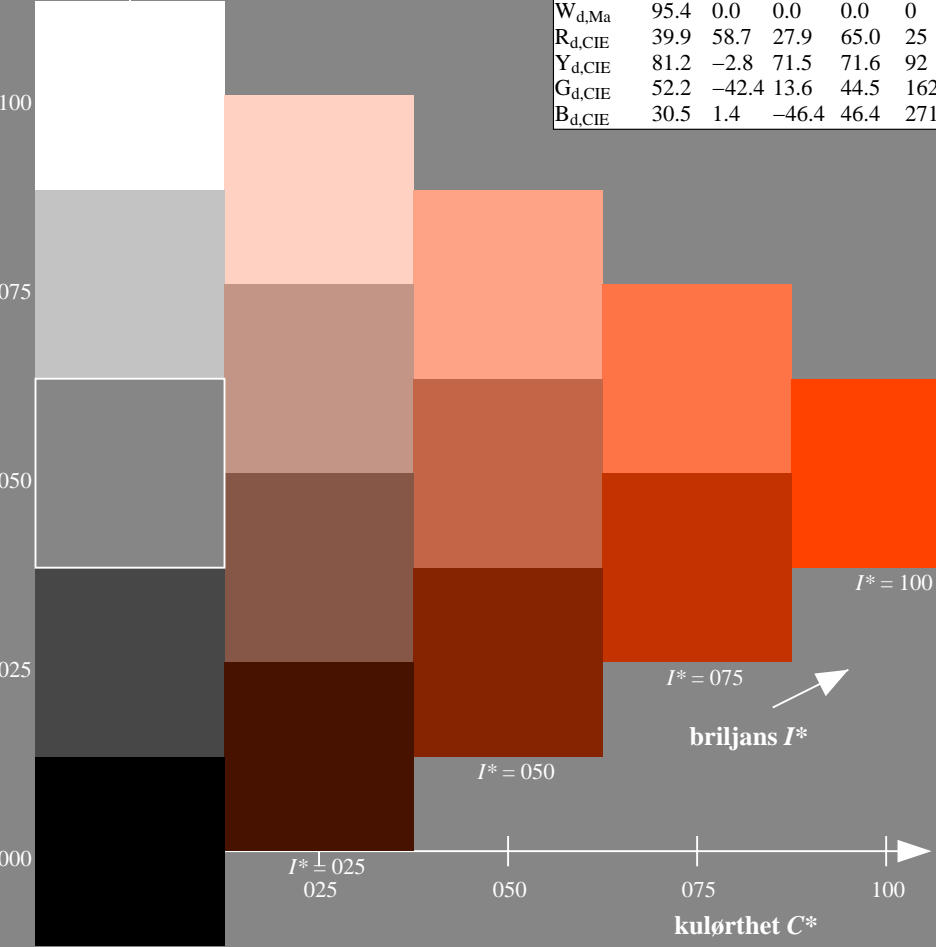
1.0 0.23 0.0 1.0 1.0

trekantslyshet T^*

TLS00a; adapterte (a) CIELAB data

| H^*_d | $L^*=L^*_a$ | a^*_a | b^*_a | $C^*_{ab,a}$ | $h^*_{ab,a}$ |
|---------------------------|-------------|---------|---------|--------------|--------------|
| R00Y_100_100 _d | 50.4 | 76.9 | 64.5 | 100.4 | 40 |
| R25Y_100_100 _d | 53.7 | 67.6 | 65.8 | 94.4 | 44 |
| R50Y_100_100 _d | 63.6 | 41.3 | 71.0 | 82.2 | 59 |
| R75Y_100_100 _d | 78.2 | 7.8 | 80.6 | 81.0 | 84 |
| Y00G_100_100 _d | 92.6 | -20.7 | 90.7 | 93.0 | 102 |
| Y25G_100_100 _d | 88.7 | -43.3 | 86.2 | 96.5 | 116 |
| Y50G_100_100 _d | 85.7 | -65.2 | 82.4 | 105.1 | 128 |
| Y75G_100_100 _d | 84.0 | -78.7 | 80.4 | 112.5 | 134 |
| G00B_100_100 _d | 83.6 | -82.7 | 79.8 | 115.0 | 136 |
| G25B_100_100 _d | 84.3 | -73.7 | 44.9 | 86.4 | 148 |
| G50B_100_100 _d | 86.8 | -46.1 | -13.5 | 48.1 | 196 |
| G75B_100_100 _d | 51.7 | 18.3 | -68.3 | 70.7 | 285 |
| B00R_100_100 _d | 30.3 | 76.0 | -103.5 | 128.5 | 306 |
| B25R_100_100 _d | 38.5 | 79.8 | -89.7 | 120.0 | 311 |
| B50R_100_100 _d | 57.2 | 94.3 | -58.4 | 110.9 | 328 |
| B75R_100_100 _d | 52.0 | 81.1 | 4.1 | 81.2 | 2 |

%Omfang
 $u^*_{rel} = 158$
%Regularitet
 $g^*_H, rel = 19$
 $g^*_C, rel = 37$

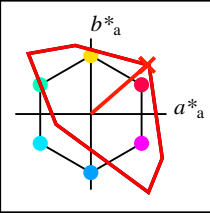


Input og output: Fjernsyn-Lysfarge-System TLS00a for relativ CIELAB fargetone $h_{ab,a,rel} = h_{ab}/360 = 41/360 = 0.11$

$H^*_e = R25Y_e$

Data for ethvert apparat (d) eller elementærfarge (e):

HIC^*_e
fargetonetekst for fargene på denne siden:
 $H^*_e = R25Y_e$
trekantslyshet T^*



TLS00a; adapterte (a) CIELAB data

| navn | $L^*=L^*_a$ | a^*_a | b^*_a | $C^*_{ab,a}$ | $h^*_{ab,a}$ |
|--------|-------------|---------|---------|--------------|--------------|
| Re,Ma | 50.9 | 78.3 | 37.3 | 86.7 | 25 |
| Ye,Ma | 83.7 | -3.4 | 84.5 | 84.5 | 92 |
| Ge,Ma | 85.1 | -64.6 | 20.7 | 67.9 | 162 |
| Ce,Ma | 79.0 | -34.2 | -25.7 | 42.8 | 216 |
| Be,Ma | 59.2 | 1.7 | -56.6 | 56.6 | 271 |
| Me,Ma | 57.1 | 94.1 | -57.4 | 110.3 | 328 |
| Ne,Ma | 0.0 | 0.0 | 0.0 | 0.0 | 0 |
| We,Ma | 95.4 | 0.0 | 0.0 | 0.0 | 0 |
| Re,CIE | 39.9 | 58.7 | 27.9 | 65.0 | 25 |
| Ye,CIE | 81.2 | -2.8 | 71.5 | 71.6 | 92 |
| Ge,CIE | 52.2 | -42.4 | 13.6 | 44.5 | 162 |
| Be,CIE | 30.5 | 1.4 | -46.4 | 46.4 | 271 |

Data for maksimalfarge (Ma):

$LabCh^*_{e,Ma}: 51\ 74\ 64\ 98\ 41$

$HIC^*_{e,Ma}: R25Y_100_100_e$

$rgbic^*_{e,Ma}$:

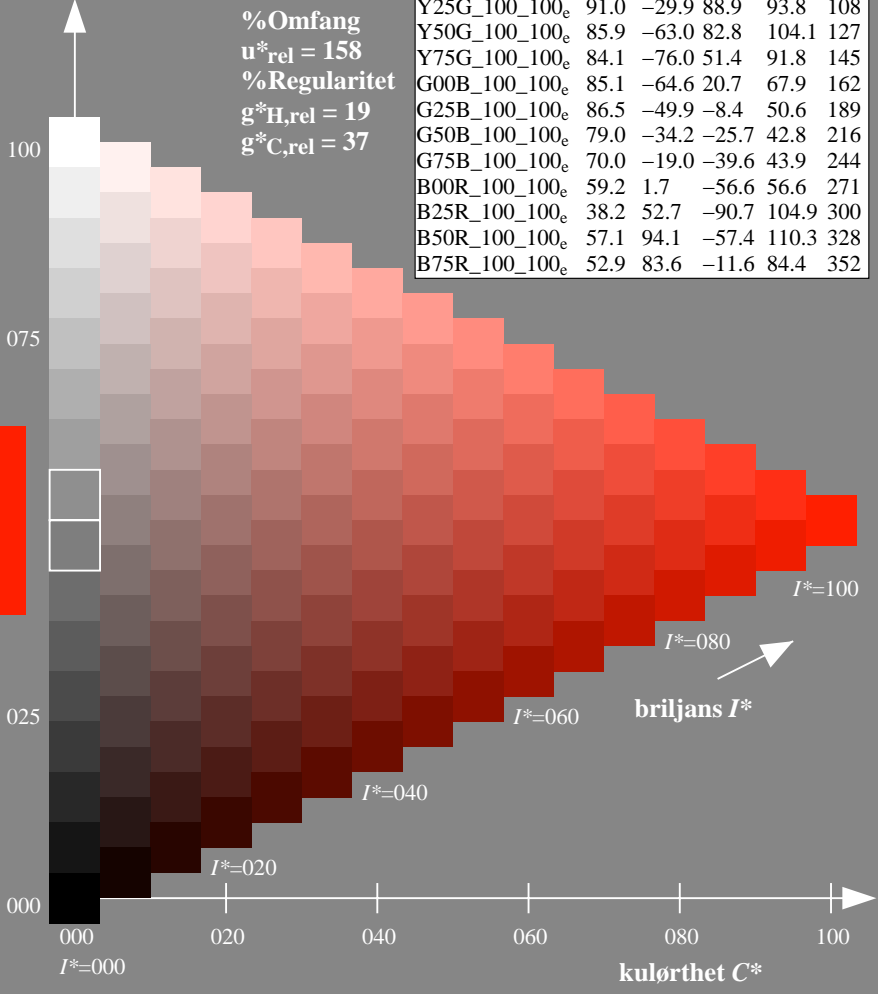
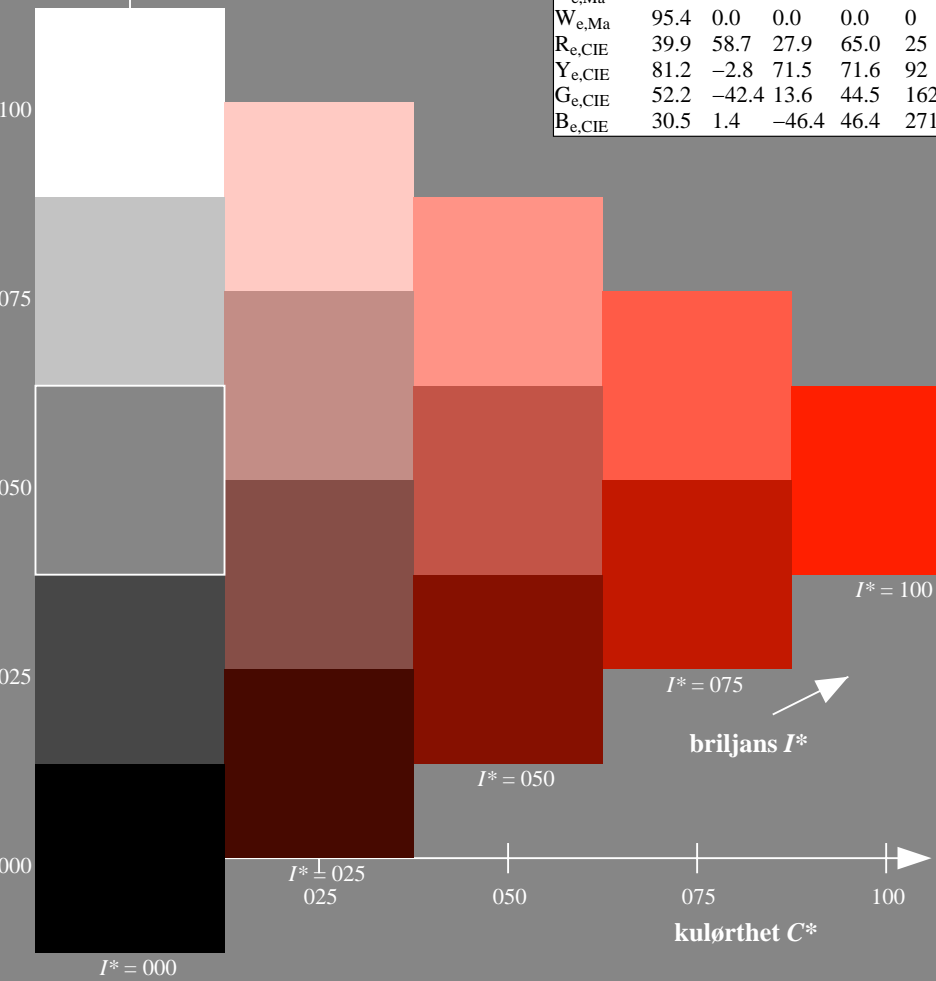
1.0 0.1 0.0 1.0 1.0

trekantslyshet T^*

TLS00a; adapterte (a) CIELAB data

| H^*_e | $L^*=L^*_a$ | a^*_a | b^*_a | $C^*_{ab,a}$ | $h^*_{ab,a}$ |
|---------------------------|-------------|---------|---------|--------------|--------------|
| R00Y_100_100 _e | 50.9 | 78.3 | 37.3 | 86.7 | 25 |
| R25Y_100_100 _e | 51.3 | 74.4 | 64.8 | 98.7 | 41 |
| R50Y_100_100 _e | 63.1 | 42.7 | 70.8 | 82.7 | 58 |
| R75Y_100_100 _e | 73.5 | 18.3 | 77.7 | 79.8 | 76 |
| Y00G_100_100 _e | 83.7 | -3.4 | 84.5 | 84.5 | 92 |
| Y25G_100_100 _e | 91.0 | -29.9 | 88.9 | 93.8 | 108 |
| Y50G_100_100 _e | 85.9 | -63.0 | 82.8 | 104.1 | 127 |
| Y75G_100_100 _e | 84.1 | -76.0 | 51.4 | 91.8 | 145 |
| G00B_100_100 _e | 85.1 | -64.6 | 20.7 | 67.9 | 162 |
| G25B_100_100 _e | 86.5 | -49.9 | -8.4 | 50.6 | 189 |
| G50B_100_100 _e | 79.0 | -34.2 | -25.7 | 42.8 | 216 |
| G75B_100_100 _e | 70.0 | -19.0 | -39.6 | 43.9 | 244 |
| B00R_100_100 _e | 59.2 | 1.7 | -56.6 | 56.6 | 271 |
| B25R_100_100 _e | 38.2 | 52.7 | -90.7 | 104.9 | 300 |
| B50R_100_100 _e | 57.1 | 94.1 | -57.4 | 110.3 | 328 |
| B75R_100_100 _e | 52.9 | 83.6 | -11.6 | 84.4 | 352 |

%Omfang
 $u^*_{rel} = 158$
%Regularitet
 $g^*_{H,rel} = 19$
 $g^*_{C,rel} = 37$

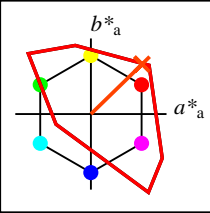


Input og output: Fjernsyn-Lysfarge-System TLS00a for relativ CIELAB fargetone $h_{ab,a,rel} = h_{ab}/360 = 44/360 = 0.12$

$H^*_d = R25Y_d$

Data for ethvert apparat (d) eller elementærfarge (e):

HIC^*_d
fargetonetekst for fargene på denne siden:
 $H^*_d = R25Y_d$
trekantslyshet T^*



TLS00a; adapterte (a) CIELAB data

| navn | $L^*=L^*_a$ | a^*_a | b^*_a | $C^*_{ab,a}$ | $h^*_{ab,a}$ |
|---------------------|-------------|---------|---------|--------------|--------------|
| R _{d, Ma} | 50.4 | 76.9 | 64.5 | 100.4 | 40 |
| Y _{d, Ma} | 92.6 | -20.7 | 90.7 | 93.0 | 102 |
| G _{d, Ma} | 83.6 | -82.7 | 79.8 | 115.0 | 136 |
| C _{d, Ma} | 86.8 | -46.1 | -13.5 | 48.1 | 196 |
| B _{d, Ma} | 30.3 | 76.0 | -103.5 | 128.5 | 306 |
| M _{d, Ma} | 57.2 | 94.3 | -58.4 | 110.9 | 328 |
| N _{d, Ma} | 0.0 | 0.0 | 0.0 | 0.0 | 0 |
| W _{d, Ma} | 95.4 | 0.0 | 0.0 | 0.0 | 0 |
| R _{d, CIE} | 39.9 | 58.7 | 27.9 | 65.0 | 25 |
| Y _{d, CIE} | 81.2 | -2.8 | 71.5 | 71.6 | 92 |
| G _{d, CIE} | 52.2 | -42.4 | 13.6 | 44.5 | 162 |
| B _{d, CIE} | 30.5 | 1.4 | -46.4 | 46.4 | 271 |

Data for maksimalfarge (Ma):

$LabCh^*_{d, Ma}$: 53 67 65 94 44

$HIC^*_{d, Ma}$: R25Y_100_100d

$rgbic^*_{d, Ma}$:

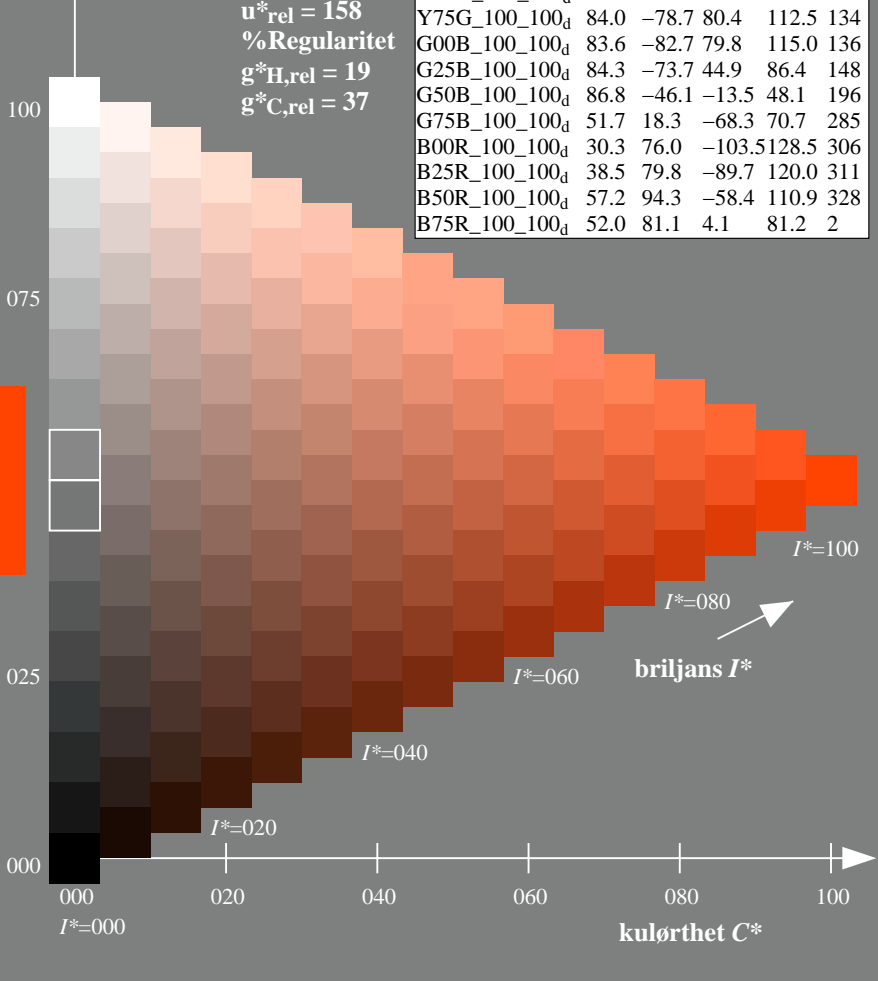
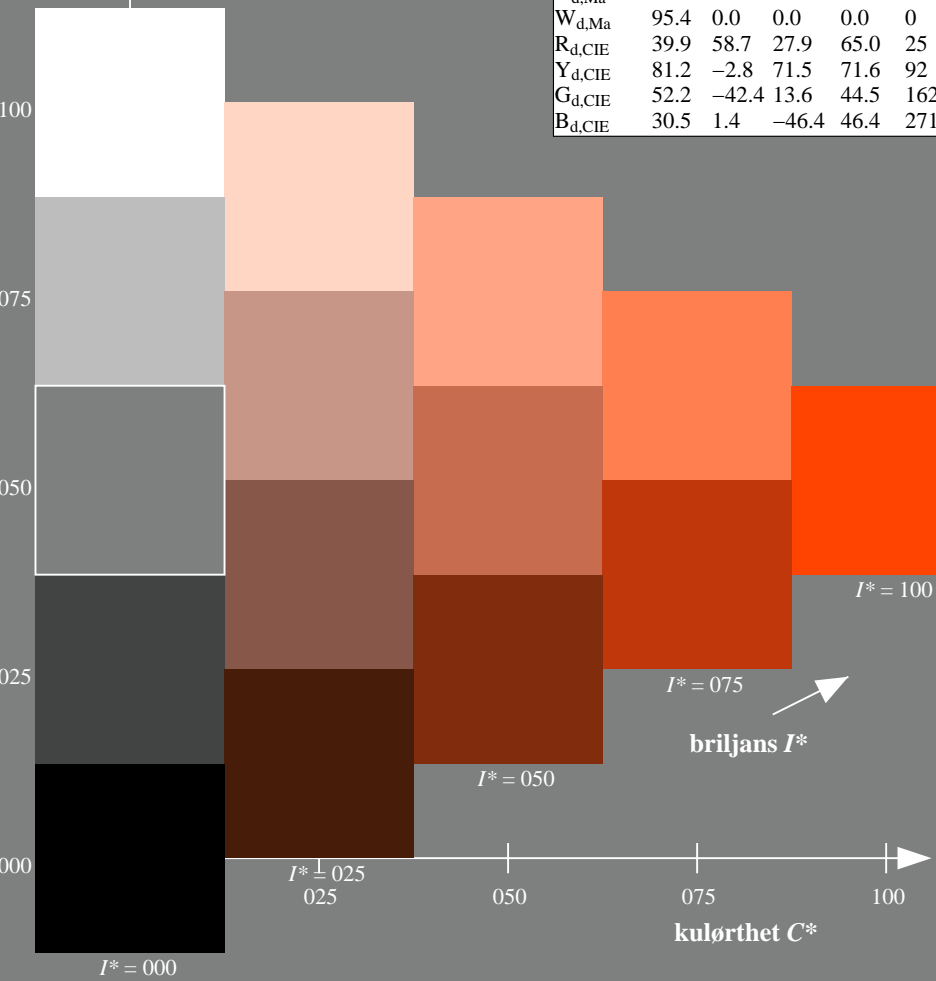
1.0 0.23 0.0 1.0 1.0

trekantslyshet T^*

TLS00a; adapterte (a) CIELAB data

| H^*_d | $L^*=L^*_a$ | a^*_a | b^*_a | $C^*_{ab,a}$ | $h^*_{ab,a}$ |
|---------------------------|-------------|---------|---------|--------------|--------------|
| R00Y_100_100 _d | 50.4 | 76.9 | 64.5 | 100.4 | 40 |
| R25Y_100_100 _d | 53.7 | 67.6 | 65.8 | 94.4 | 44 |
| R50Y_100_100 _d | 63.6 | 41.3 | 71.0 | 82.2 | 59 |
| R75Y_100_100 _d | 78.2 | 7.8 | 80.6 | 81.0 | 84 |
| Y00G_100_100 _d | 92.6 | -20.7 | 90.7 | 93.0 | 102 |
| Y25G_100_100 _d | 88.7 | -43.3 | 86.2 | 96.5 | 116 |
| Y50G_100_100 _d | 85.7 | -65.2 | 82.4 | 105.1 | 128 |
| Y75G_100_100 _d | 84.0 | -78.7 | 80.4 | 112.5 | 134 |
| G00B_100_100 _d | 83.6 | -82.7 | 79.8 | 115.0 | 136 |
| G25B_100_100 _d | 84.3 | -73.7 | 44.9 | 86.4 | 148 |
| G50B_100_100 _d | 86.8 | -46.1 | -13.5 | 48.1 | 196 |
| G75B_100_100 _d | 51.7 | 18.3 | -68.3 | 70.7 | 285 |
| B00R_100_100 _d | 30.3 | 76.0 | -103.5 | 128.5 | 306 |
| B25R_100_100 _d | 38.5 | 79.8 | -89.7 | 120.0 | 311 |
| B50R_100_100 _d | 57.2 | 94.3 | -58.4 | 110.9 | 328 |
| B75R_100_100 _d | 52.0 | 81.1 | 4.1 | 81.2 | 2 |

%Omfang
 $u^*_{rel} = 158$
%Regularitet
 $g^*_{H, rel} = 19$
 $g^*_{C, rel} = 37$

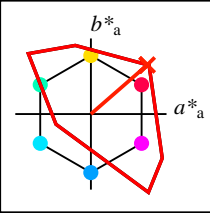


Input og output: Fjernsyn-Lysfarge-System TLS00a for relativ CIELAB fargetone $h_{ab,a,rel} = h_{ab}/360 = 41/360 = 0.11$

$H^*_e = R25Y_e$

Data for ethvert apparat (d) eller elementærfarge (e):

HIC^*_e
fargetonetekst for fargene på denne siden:
 $H^*_e = R25Y_e$
trekantslyshet T^*



TLS00a; adapterte (a) CIELAB data

| navn | $L^*=L^*_a$ | a^*_a | b^*_a | $C^*_{ab,a}$ | $h^*_{ab,a}$ |
|--------|-------------|---------|---------|--------------|--------------|
| Re,Ma | 50.9 | 78.3 | 37.3 | 86.7 | 25 |
| Ye,Ma | 83.7 | -3.4 | 84.5 | 84.5 | 92 |
| Ge,Ma | 85.1 | -64.6 | 20.7 | 67.9 | 162 |
| Ce,Ma | 79.0 | -34.2 | -25.7 | 42.8 | 216 |
| Be,Ma | 59.2 | 1.7 | -56.6 | 56.6 | 271 |
| Me,Ma | 57.1 | 94.1 | -57.4 | 110.3 | 328 |
| Ne,Ma | 0.0 | 0.0 | 0.0 | 0.0 | 0 |
| We,Ma | 95.4 | 0.0 | 0.0 | 0.0 | 0 |
| Re,CIE | 39.9 | 58.7 | 27.9 | 65.0 | 25 |
| Ye,CIE | 81.2 | -2.8 | 71.5 | 71.6 | 92 |
| Ge,CIE | 52.2 | -42.4 | 13.6 | 44.5 | 162 |
| Be,CIE | 30.5 | 1.4 | -46.4 | 46.4 | 271 |

Data for maksimalfarge (Ma):

$LabCh^*_e, Ma: 51\ 74\ 64\ 98\ 41$

$HIC^*_e, Ma: R25Y_{100_{100}e}$

$rgbic^*_e, Ma:$

1.0 0.1 0.0 1.0 1.0

trekantslyshet T^*

%Omfang
 $u^*_{rel} = 158$
%Regularitet
 $g^*_{H,rel} = 19$
 $g^*_{C,rel} = 37$

TLS00a; adapterte (a) CIELAB data

| H^*_e | $L^*=L^*_a$ | a^*_a | b^*_a | $C^*_{ab,a}$ | $h^*_{ab,a}$ |
|---------------------------|-------------|---------|---------|--------------|--------------|
| R00Y_100_100 _e | 50.9 | 78.3 | 37.3 | 86.7 | 25 |
| R25Y_100_100 _e | 51.3 | 74.4 | 64.8 | 98.7 | 41 |
| R50Y_100_100 _e | 63.1 | 42.7 | 70.8 | 82.7 | 58 |
| R75Y_100_100 _e | 73.5 | 18.3 | 77.7 | 79.8 | 76 |
| Y00G_100_100 _e | 83.7 | -3.4 | 84.5 | 84.5 | 92 |
| Y25G_100_100 _e | 91.0 | -29.9 | 88.9 | 93.8 | 108 |
| Y50G_100_100 _e | 85.9 | -63.0 | 82.8 | 104.1 | 127 |
| Y75G_100_100 _e | 84.1 | -76.0 | 51.4 | 91.8 | 145 |
| G00B_100_100 _e | 85.1 | -64.6 | 20.7 | 67.9 | 162 |
| G25B_100_100 _e | 86.5 | -49.9 | -8.4 | 50.6 | 189 |
| G50B_100_100 _e | 79.0 | -34.2 | -25.7 | 42.8 | 216 |
| G75B_100_100 _e | 70.0 | -19.0 | -39.6 | 43.9 | 244 |
| B00R_100_100 _e | 59.2 | 1.7 | -56.6 | 56.6 | 271 |
| B25R_100_100 _e | 38.2 | 52.7 | -90.7 | 104.9 | 300 |
| B50R_100_100 _e | 57.1 | 94.1 | -57.4 | 110.3 | 328 |
| B75R_100_100 _e | 52.9 | 83.6 | -11.6 | 84.4 | 352 |

