

Ein- und Ausgabe: Offset-Reflektiv-System ORS18a für relativen CIELAB-Bunton $h_{ab,a,rel} = h_{ab}/360 = 190/360 = 0.52$

$H^*_- = G25B_-$

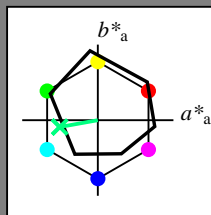
Daten für jede Geräte- (d) oder
 Elementarfarbe (e):

HIC^*_-

Buntontext für die Farben
 dieser Seite:

$H^*_- = G25B_-$

Dreiecks-Helligkeit T^*



ORS18a; adaptierte CIELAB-Daten

Name	$L^*=L^*_a a^*_a$	b^*_a	$C^*_{ab,a}$	$h^*_{ab,a}$	
R _{-,Ma}	47.9	65.3	50.5	82.6	37
Y _{-,Ma}	90.3	-10.2	91.7	92.3	96
G _{-,Ma}	50.9	-62.8	34.9	71.9	150
C _{-,Ma}	58.6	-30.3	-45.0	54.2	236
B _{-,Ma}	25.7	31.0	-44.4	54.2	305
M _{-,Ma}	48.1	75.2	-8.3	75.7	353
N _{-,Ma}	18.0	0.0	0.0	0.0	0
W _{-,Ma}	95.4	0.0	0.0	0.0	0
R _{-,CIE}	39.9	58.7	27.9	65.0	25
Y _{-,CIE}	81.2	-2.8	71.5	71.6	92
G _{-,CIE}	52.2	-42.4	13.6	44.5	162
B _{-,CIE}	30.5	1.4	-46.4	46.4	271

Daten für Maximalfarbe (Ma):

$LabCh^*_{-,Ma}$: 59 -50 -9 51 190

$HIC^*_{-,Ma}$: G25B_100_100_

$rgbic^*_{-,Ma}$:

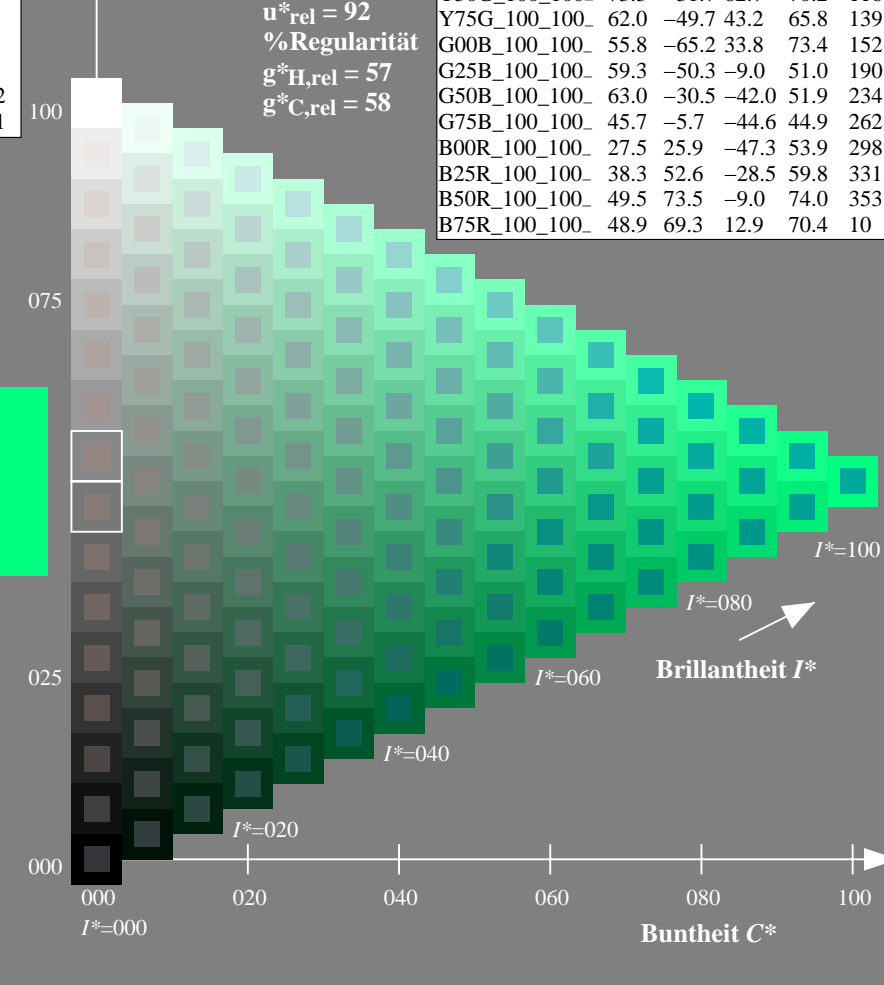

0.0 1.0 0.5 1.0 1.0

Dreiecks-Helligkeit T^*

%Umfang
 $u^*_{rel} = 92$
 %Regularität
 $g^*_{H,rel} = 57$
 $g^*_{C,rel} = 58$

ORS20a; adaptierte CIELAB-Daten

H^*_-	$L^*=L^*_a a^*_a$	b^*_a	$C^*_{ab,a}$	$h^*_{ab,a}$	
R00Y_100_100_	48.4	66.1	40.2	77.3	31
R25Y_100_100_	56.8	48.0	50.5	69.6	46
R50Y_100_100_	68.6	25.0	63.9	68.6	68
R75Y_100_100_	80.6	4.8	77.2	77.3	86
Y00G_100_100_	90.2	-9.6	88.2	88.7	96
Y25G_100_100_	83.2	-18.4	79.9	81.9	102
Y50G_100_100_	73.3	-31.7	62.7	70.2	116
Y75G_100_100_	62.0	-49.7	43.2	65.8	139
G00B_100_100_	55.8	-65.2	33.8	73.4	152
G25B_100_100_	59.3	-50.3	-9.0	51.0	190
G50B_100_100_	63.0	-30.5	-42.0	51.9	234
G75B_100_100_	45.7	-5.7	-44.6	44.9	262
B00R_100_100_	27.5	25.9	-47.3	53.9	298
B25R_100_100_	38.3	52.6	-28.5	59.8	331
B50R_100_100_	49.5	73.5	-9.0	74.0	353
B75R_100_100_	48.9	69.3	12.9	70.4	10



Siehe ähnliche Dateien: <http://130.149.60.45/~farbmetrik/QG87/QG87.HTM>
 Technische Information: <http://www.ps.bam.de> oder <http://130.149.60.45/~farbmetrik>

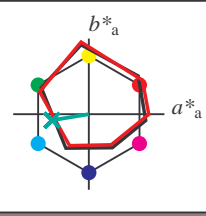
TUB-Registrierung: 20130201-QG87/QG87LONA.TXT /.PS TUB-Material: Code=rh4ta
 Anwendung für Messung von Offsetdruck-Ausgabe

Ein- und Ausgabe: Offset-Reflektiv-System ORS18a für relativen CIELAB-Bunton $h_{ab,a,rel} = h_{ab}/360 = 189/360 = 0.52$

$H^*_d = G25B_d$

Daten für jede Geräte- (d) oder Elementarfarbe (e):

HIC^*_d
Buntoncode für die Farben dieser Seite:
 $H^*_d = G25B_d$
Dreiecks-Helligkeit T^*



ORS20a; adaptierte CIELAB-Daten

Name	$L^*=L^*_a a^*_a$	b^*_a	$C^*_{ab,a}$	$h^*_{ab,a}$
R _{d,Ma}	45.4	70.9	44.8	83.9
Y _{d,Ma}	87.8	-10.2	95.4	96.0
G _{d,Ma}	50.0	-65.0	29.6	71.4
C _{d,Ma}	56.8	-25.5	-41.5	48.7
B _{d,Ma}	25.0	29.5	-40.4	50.0
M _{d,Ma}	46.1	79.3	-0.2	79.3
N _{d,Ma}	24.3	0.0	0.0	0.0
W _{d,Ma}	95.6	0.0	0.0	0.0
R _{d,CIE}	39.9	58.7	27.9	65.0
Y _{d,CIE}	81.2	-2.8	71.5	71.6
G _{d,CIE}	52.2	-42.4	13.6	44.5
B _{d,CIE}	30.5	1.4	-46.4	46.4

Daten für Maximalfarbe (Ma):

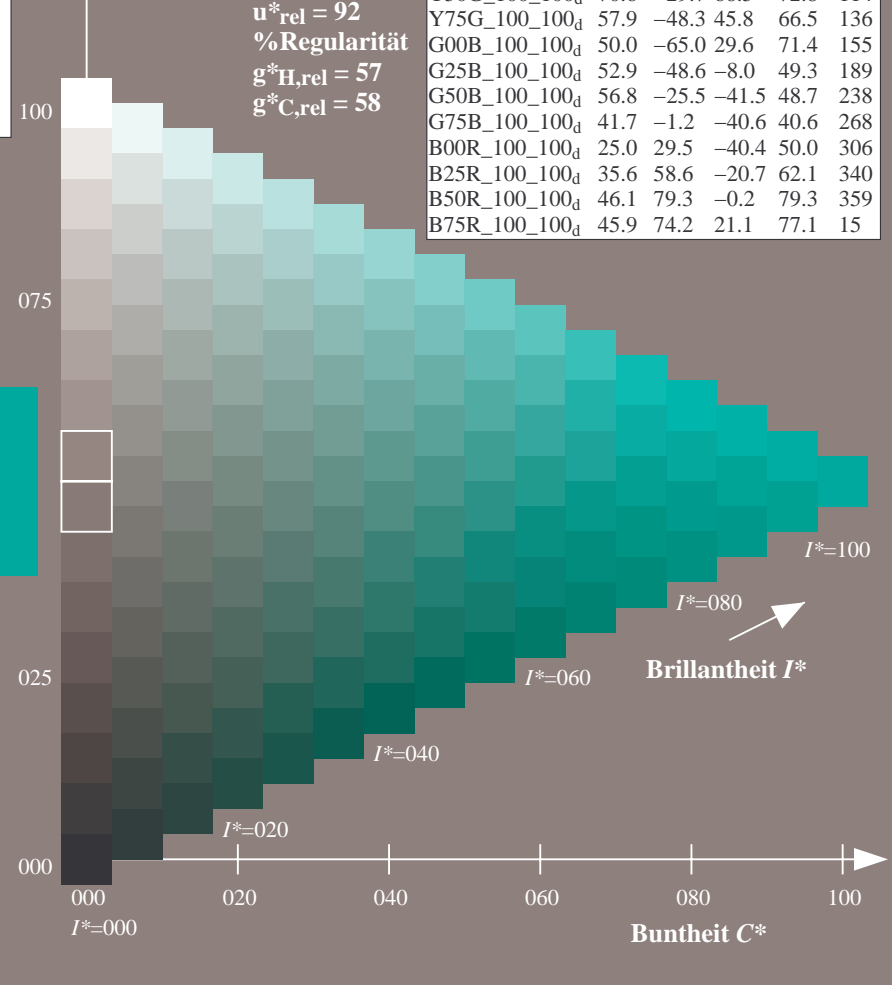
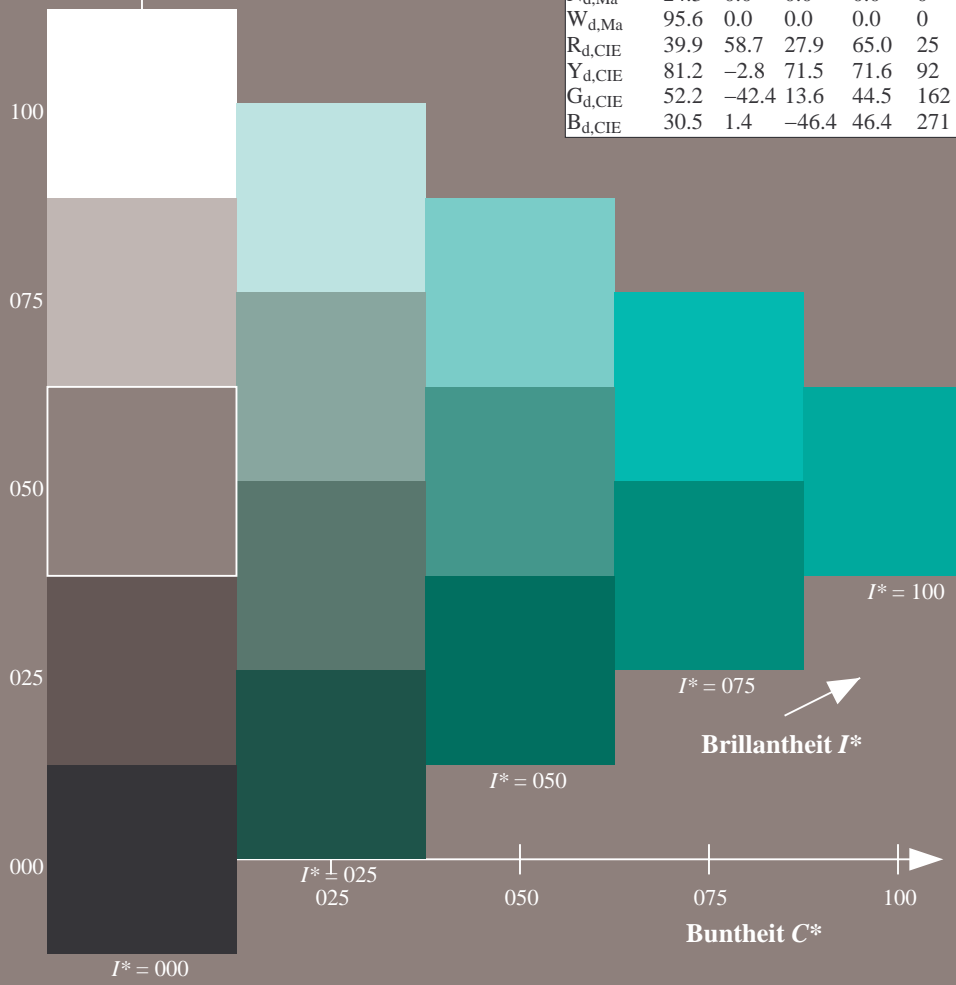
$LabCh^*_{d,Ma}$: 52 -48 -8 49 189
 $HIC^*_{d,Ma}$: G25B_100_100d
 $rgbic^*_{d,Ma}$:
0.0 1.0 0.5 1.0 1.0

ORS20a; adaptierte CIELAB-Daten

H^*_d	$L^*=L^*_a a^*_a$	b^*_a	$C^*_{ab,a}$	$h^*_{ab,a}$
R00Y_100_100d	45.4	70.9	44.8	83.9
R25Y_100_100d	53.0	53.4	54.8	76.5
R50Y_100_100d	64.9	28.9	68.6	74.5
R75Y_100_100d	78.6	4.3	84.7	84.8
Y00G_100_100d	87.8	-10.2	95.4	96.0
Y25G_100_100d	81.2	-17.0	84.3	86.0
Y50G_100_100d	70.6	-29.7	66.5	72.8
Y75G_100_100d	57.9	-48.3	45.8	66.5
G00B_100_100d	50.0	-65.0	29.6	71.4
G25B_100_100d	52.9	-48.6	-8.0	49.3
G50B_100_100d	56.8	-25.5	-41.5	48.7
G75B_100_100d	41.7	-1.2	-40.6	40.6
B00R_100_100d	25.0	29.5	-40.4	50.0
B25R_100_100d	35.6	58.6	-20.7	62.1
B50R_100_100d	46.1	79.3	-0.2	79.3
B75R_100_100d	45.9	74.2	21.1	77.1

Dreiecks-Helligkeit T^*

%Umfang
 $u^*_{rel} = 92$
%Regularität
 $g^*_H,rel = 57$
 $g^*_C,rel = 58$



Siehe ähnliche Dateien: <http://130.149.60.45/~farbmetrik/QG87/QG87.HTM>
Technische Information: <http://www.ps.bam.de> oder <http://130.149.60.45/~farbmetrik>

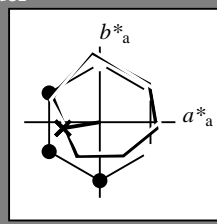
TUB-Registrierung: 20130201-QG87/QG87L0NA.TXT /.PS TUB-Material: Code=rh4ta
Anwendung für Messung von Offsetdruck-Ausgabe, Separation cmy0 (CMY0)

Ein- und Ausgabe: Offset-Reflektiv-System ORS18a für relativen CIELAB-Bunton $h_{ab,a,rel} = h_{ab}/360 = 189/360 = 0.52$

$H^*_d = G25B_d$

Daten für jede Geräte- (d) oder Elementarfarbe (e):

HIC^*_d
Buntoncode für die Farben dieser Seite:
 $H^*_d = G25B_d$
Dreiecks-Helligkeit T^*



ORS20a; adaptierte CIELAB-Daten

Name	$L^*=L^*_a a^*_a$	b^*_a	$C^*_{ab,a}$	$h^*_{ab,a}$
R _{d, Ma}	45.4	70.9	44.8	83.9
Y _{d, Ma}	87.8	-10.2	95.4	96.0
G _{d, Ma}	50.0	-65.0	29.6	71.4
C _{d, Ma}	56.8	-25.5	-41.5	48.7
B _{d, Ma}	25.0	29.5	-40.4	50.0
M _{d, Ma}	46.1	79.3	-0.2	79.3
N _{d, Ma}	24.3	0.0	0.0	0.0
W _{d, Ma}	95.6	0.0	0.0	0.0
R _{d, CIE}	39.9	58.7	27.9	65.0
Y _{d, CIE}	81.2	-2.8	71.5	71.6
G _{d, CIE}	52.2	-42.4	13.6	44.5
B _{d, CIE}	30.5	1.4	-46.4	46.4

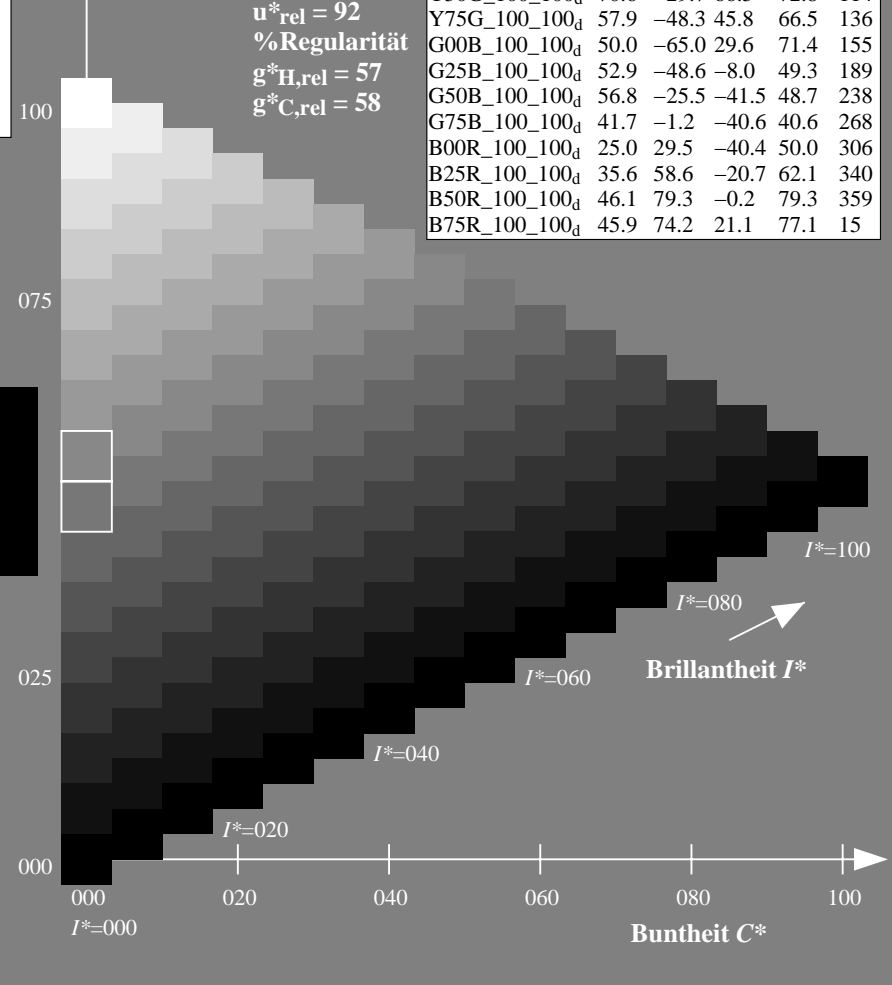
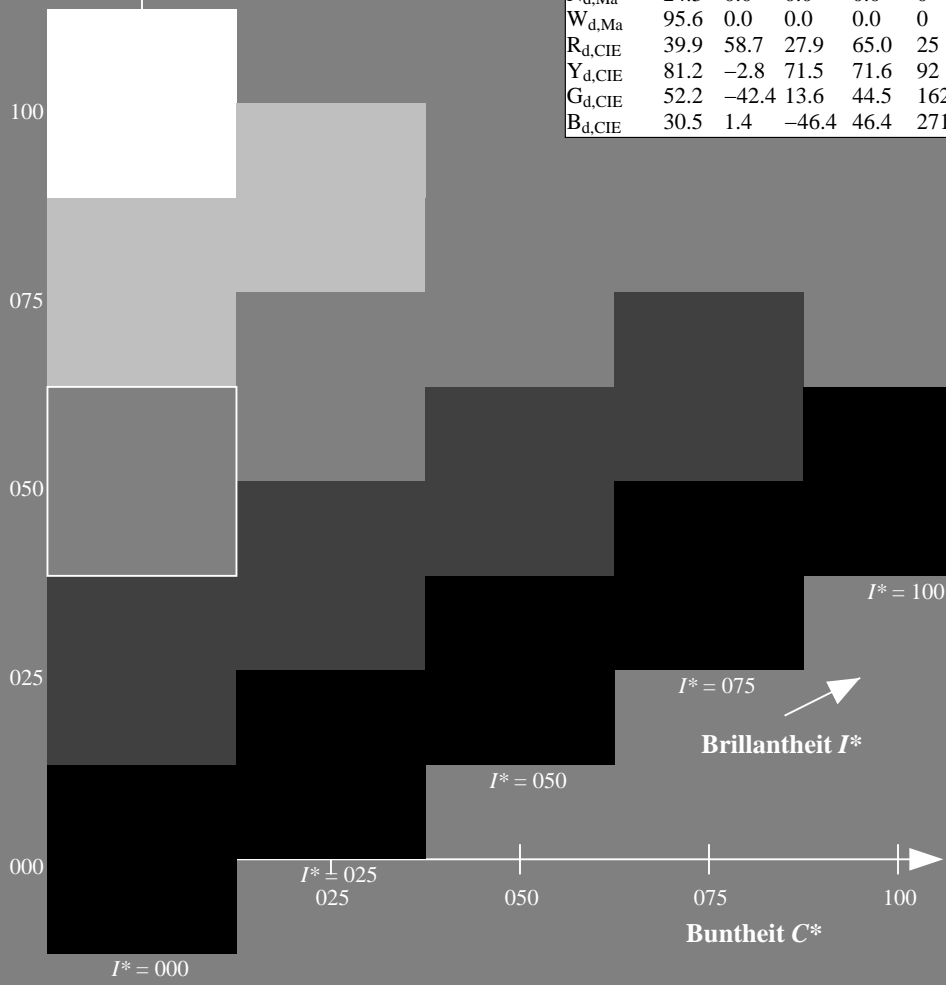
Daten für Maximalfarbe (Ma):

$LabCh^*_{d, Ma}$: 52 -48 -8 49 189
 $HIC^*_{d, Ma}$: G25B_100_100d
 $rgbic^*_{d, Ma}$:
0.0 1.0 0.5 1.0 1.0

ORS20a; adaptierte CIELAB-Daten

H^*_d	$L^*=L^*_a a^*_a$	b^*_a	$C^*_{ab,a}$	$h^*_{ab,a}$
R00Y_100_100d	45.4	70.9	44.8	83.9
R25Y_100_100d	53.0	53.4	54.8	76.5
R50Y_100_100d	64.9	28.9	68.6	74.5
R75Y_100_100d	78.6	4.3	84.7	84.8
Y00G_100_100d	87.8	-10.2	95.4	96.0
Y25G_100_100d	81.2	-17.0	84.3	86.0
Y50G_100_100d	70.6	-29.7	66.5	72.8
Y75G_100_100d	57.9	-48.3	45.8	66.5
G00B_100_100d	50.0	-65.0	29.6	71.4
G25B_100_100d	52.9	-48.6	-8.0	49.3
G50B_100_100d	56.8	-25.5	-41.5	48.7
G75B_100_100d	41.7	-1.2	-40.6	40.6
B00R_100_100d	25.0	29.5	-40.4	50.0
B25R_100_100d	35.6	58.6	-20.7	62.1
B50R_100_100d	46.1	79.3	-0.2	79.3
B75R_100_100d	45.9	74.2	21.1	77.1

Dreiecks-Helligkeit T^*
%Umfang $u^*_{rel} = 92$
%Regularität $g^*_{H, rel} = 57$
 $g^*_{C, rel} = 58$



Siehe ähnliche Dateien: <http://130.149.60.45/~farbmetrik/QG87/QG87.HTM>
Technische Information: <http://www.ps.bam.de> oder <http://130.149.60.45/~farbmetrik>

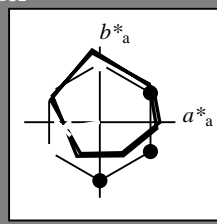
TUB-Registrierung: 20130201-QG87/QG87L0NA.TXT /.PS TUB-Material: Code=rh4ta
Anwendung für Messung von Offsetdruck-Ausgabe, Separation cmy0 (CMY0)

Ein- und Ausgabe: Offset-Reflektiv-System ORS18a für relativen CIELAB-Bunton $h_{ab,a,rel} = h_{ab}/360 = 189/360 = 0.52$

$H^*_d = G25B_d$

Daten für jede Geräte- (d) oder Elementarfarbe (e):

HIC^*_d
Buntoncode für die Farben dieser Seite:
 $H^*_d = G25B_d$
Dreiecks-Helligkeit T^*



ORS20a; adaptierte CIELAB-Daten

Name	$L^*=L^*_a a^*_a$	b^*_a	$C^*_{ab,a}$	$h^*_{ab,a}$
R _d ,Ma	45.4	70.9	44.8	83.9
Y _d ,Ma	87.8	-10.2	95.4	96.0
G _d ,Ma	50.0	-65.0	29.6	71.4
C _d ,Ma	56.8	-25.5	-41.5	48.7
B _d ,Ma	25.0	29.5	-40.4	50.0
M _d ,Ma	46.1	79.3	-0.2	79.3
N _d ,Ma	24.3	0.0	0.0	0.0
W _d ,Ma	95.6	0.0	0.0	0.0
R _d ,CIE	39.9	58.7	27.9	65.0
Y _d ,CIE	81.2	-2.8	71.5	71.6
G _d ,CIE	52.2	-42.4	13.6	44.5
B _d ,CIE	30.5	1.4	-46.4	46.4

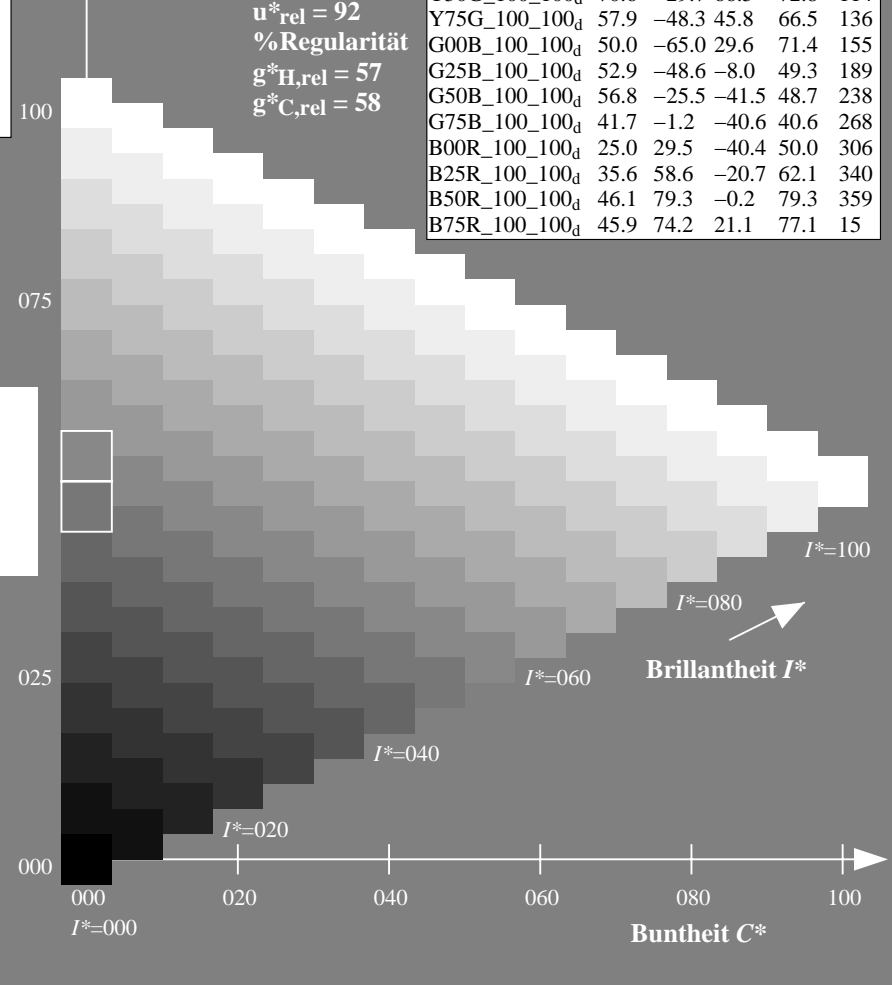
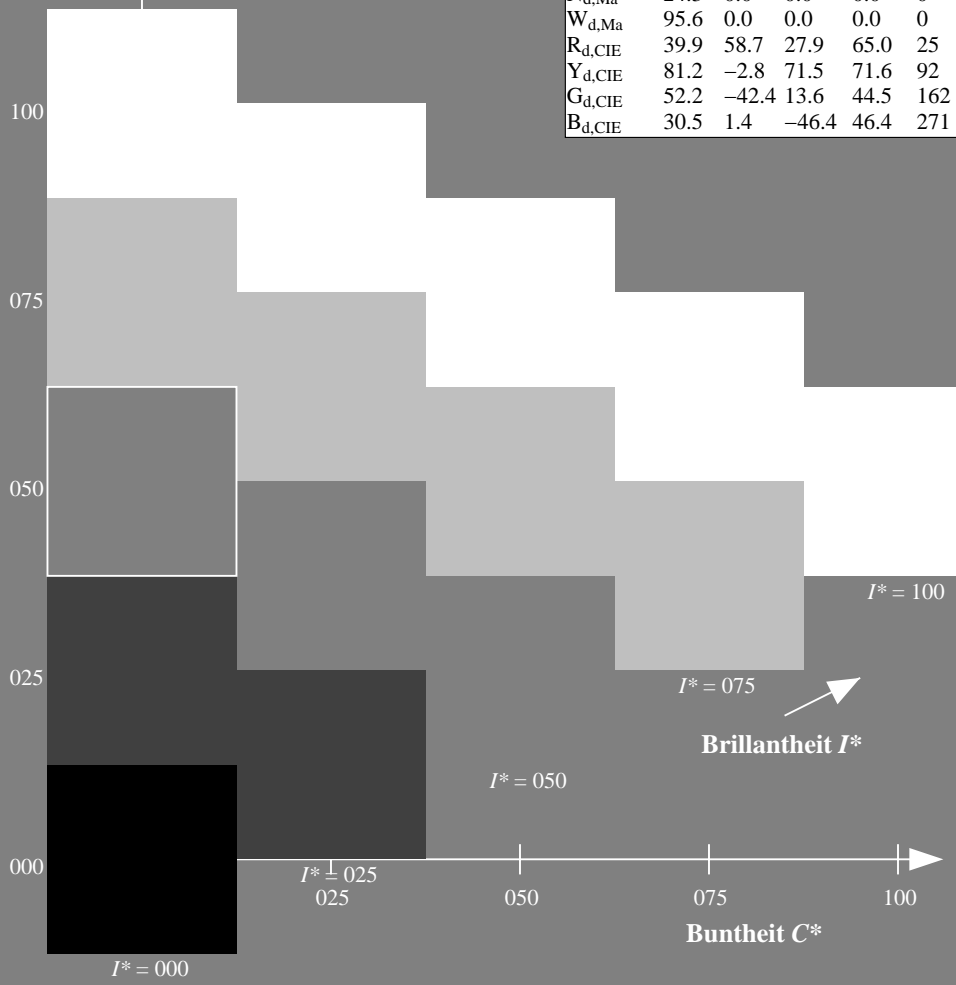
Daten für Maximalfarbe (Ma):

$LabCh^*_d, Ma$: 52 -48 -8 49 189
 HIC^*_d, Ma : G25B_100_100d
 $rgbic^*_d, Ma$:
0.0 1.0 0.5 1.0 1.0

ORS20a; adaptierte CIELAB-Daten

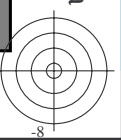
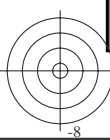
H^*_d	$L^*=L^*_a a^*_a$	b^*_a	$C^*_{ab,a}$	$h^*_{ab,a}$
R00Y_100_100d	45.4	70.9	44.8	83.9
R25Y_100_100d	53.0	53.4	54.8	76.5
R50Y_100_100d	64.9	28.9	68.6	74.5
R75Y_100_100d	78.6	4.3	84.7	84.8
Y00G_100_100d	87.8	-10.2	95.4	96.0
Y25G_100_100d	81.2	-17.0	84.3	86.0
Y50G_100_100d	70.6	-29.7	66.5	72.8
Y75G_100_100d	57.9	-48.3	45.8	66.5
G00B_100_100d	50.0	-65.0	29.6	71.4
G25B_100_100d	52.9	-48.6	-8.0	49.3
G50B_100_100d	56.8	-25.5	-41.5	48.7
G75B_100_100d	41.7	-1.2	-40.6	40.6
B00R_100_100d	25.0	29.5	-40.4	50.0
B25R_100_100d	35.6	58.6	-20.7	62.1
B50R_100_100d	46.1	79.3	-0.2	79.3
B75R_100_100d	45.9	74.2	21.1	77.1

Dreiecks-Helligkeit T^*
%Umfang $u^*_{rel} = 92$
%Regularität $g^*_{H,rel} = 57$
 $g^*_{C,rel} = 58$



Siehe ähnliche Dateien: <http://130.149.60.45/~farbmetrik/QG87/QG87.HTM>
Technische Information: <http://www.ps.bam.de> oder <http://130.149.60.45/~farbmetrik>

TUB-Registrierung: 20130201-QG87/QG87L0NA.TXT /.PS TUB-Material: Code=rh4ta
Anwendung für Messung von Offsetdruck-Ausgabe, Separation cmy0 (CMY0)



Ein- und Ausgabe: Offset-Reflektiv-System ORS18a für relativen CIELAB-Buntton $h_{ab,a,rel} = h_{ab}/360 = 189/360 = 0.52$

$H^*_d = G25B_d$

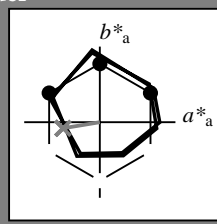
Daten für jede Geräte- (d) oder Elementarfarbe (e):

HIC^*_d

Bunttontext für die Farben dieser Seite:

$H^*_d = G25B_d$

Dreiecks-Helligkeit T^*



ORS20a; adaptierte CIELAB-Daten

Name	$L^*=L^*_a a^*_a$	b^*_a	$C^*_{ab,a}$	$h^*_{ab,a}$
R _{d, Ma}	45.4	70.9	44.8	83.9
Y _{d, Ma}	87.8	-10.2	95.4	96.0
G _{d, Ma}	50.0	-65.0	29.6	71.4
C _{d, Ma}	56.8	-25.5	-41.5	48.7
B _{d, Ma}	25.0	29.5	-40.4	50.0
M _{d, Ma}	46.1	79.3	-0.2	79.3
N _{d, Ma}	24.3	0.0	0.0	0.0
W _{d, Ma}	95.6	0.0	0.0	0.0
R _{d, CIE}	39.9	58.7	27.9	65.0
Y _{d, CIE}	81.2	-2.8	71.5	71.6
G _{d, CIE}	52.2	-42.4	13.6	44.5
B _{d, CIE}	30.5	1.4	-46.4	46.4

Daten für Maximalfarbe (Ma):

LabCh^{*}_{d, Ma}: 52 -48 -8 49 189

$HIC^*_{d, Ma}$: G25B_100_100d

rgbic^{*}_{d, Ma}:

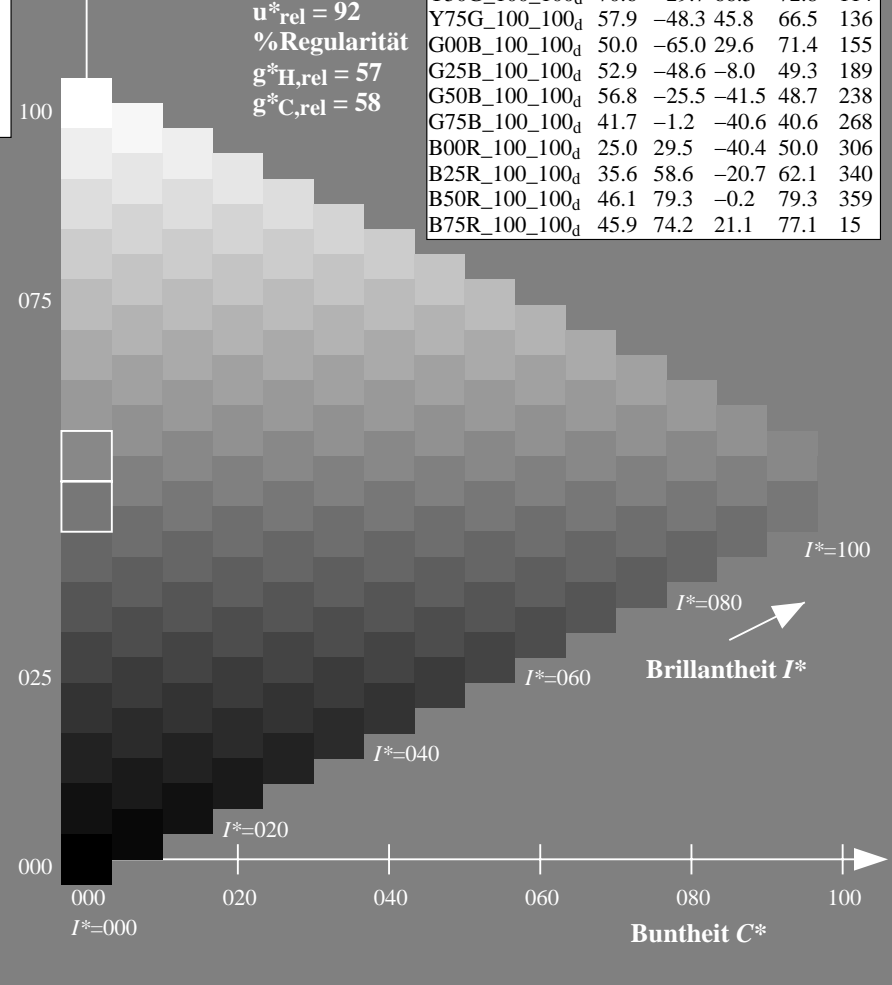
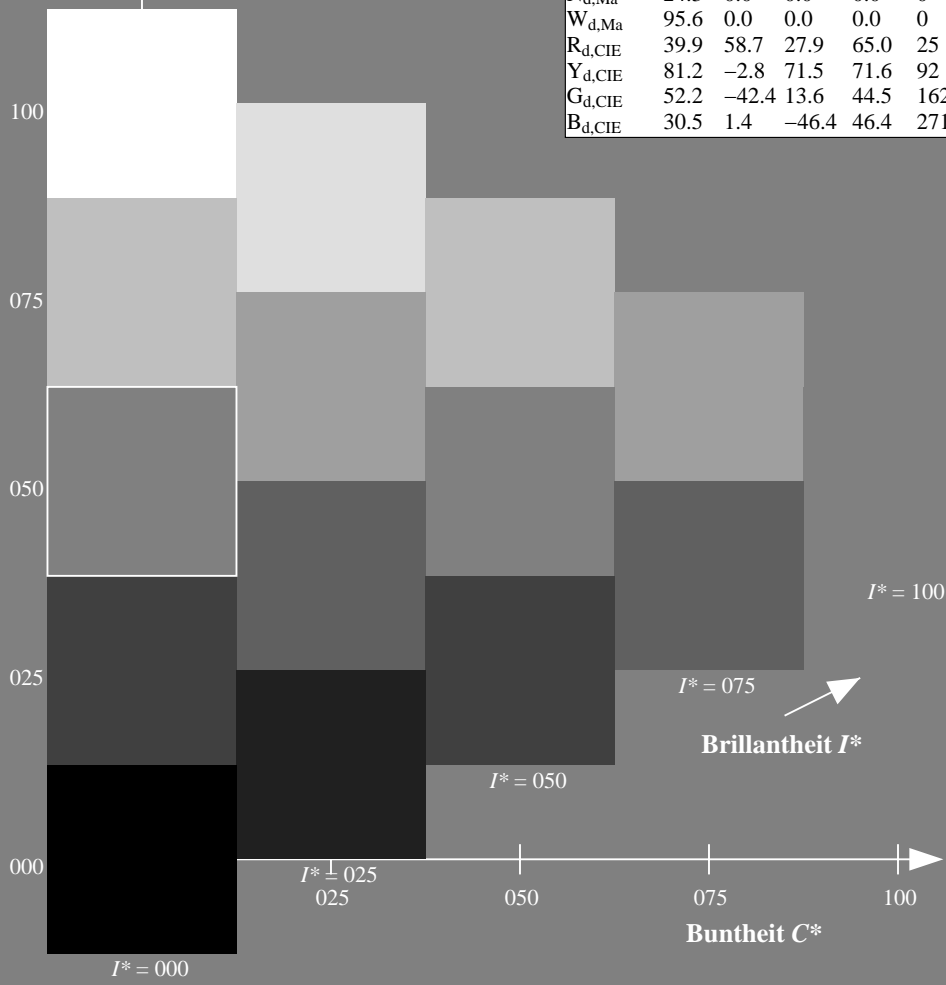
0.0 1.0 0.5 1.0 1.0

Dreiecks-Helligkeit T^*

%Umfang
 $u^*_{rel} = 92$
%Regularität
 $g^*_{H, rel} = 57$
 $g^*_{C, rel} = 58$

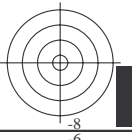
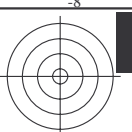
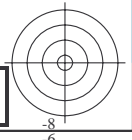
ORS20a; adaptierte CIELAB-Daten

H^*_d	$L^*=L^*_a a^*_a$	b^*_a	$C^*_{ab,a}$	$h^*_{ab,a}$
R00Y_100_100d	45.4	70.9	44.8	83.9
R25Y_100_100d	53.0	53.4	54.8	76.5
R50Y_100_100d	64.9	28.9	68.6	74.5
R75Y_100_100d	78.6	4.3	84.7	84.8
Y00G_100_100d	87.8	-10.2	95.4	96.0
Y25G_100_100d	81.2	-17.0	84.3	86.0
Y50G_100_100d	70.6	-29.7	66.5	72.8
Y75G_100_100d	57.9	-48.3	45.8	66.5
G00B_100_100d	50.0	-65.0	29.6	71.4
G25B_100_100d	52.9	-48.6	-8.0	49.3
G50B_100_100d	56.8	-25.5	-41.5	48.7
G75B_100_100d	41.7	-1.2	-40.6	40.6
B00R_100_100d	25.0	29.5	-40.4	50.0
B25R_100_100d	35.6	58.6	-20.7	62.1
B50R_100_100d	46.1	79.3	-0.2	79.3
B75R_100_100d	45.9	74.2	21.1	77.1



Siehe ähnliche Dateien: <http://130.149.60.45/~farbmetrik/QG87/QG87L0NA.TXT> /.PS
Technische Information: <http://www.ps.bam.de> oder <http://130.149.60.45/~farbmetrik>

TUB-Registrierung: 20130201-QG87/QG87L0NA.TXT /.PS TUB-Material: Code=rh4ta
Anwendung für Messung von Offsetdruck-Ausgabe, Separation cmy0 (CMY0)



Siehe ähnliche Dateien: <http://130.149.60.45/~farbmetrik/QG87/QG87.HTM>
Technische Information: <http://www.ps.bam.de> oder <http://130.149.60.45/~farbmetrik>

0-003531-L0 QG870-70

TUB-Prüfvorlage QG87; Bunttoncode: H*d=G25Bd
Prüfvorlage nach DIN 33872, 3D=0, de=0, cmy0

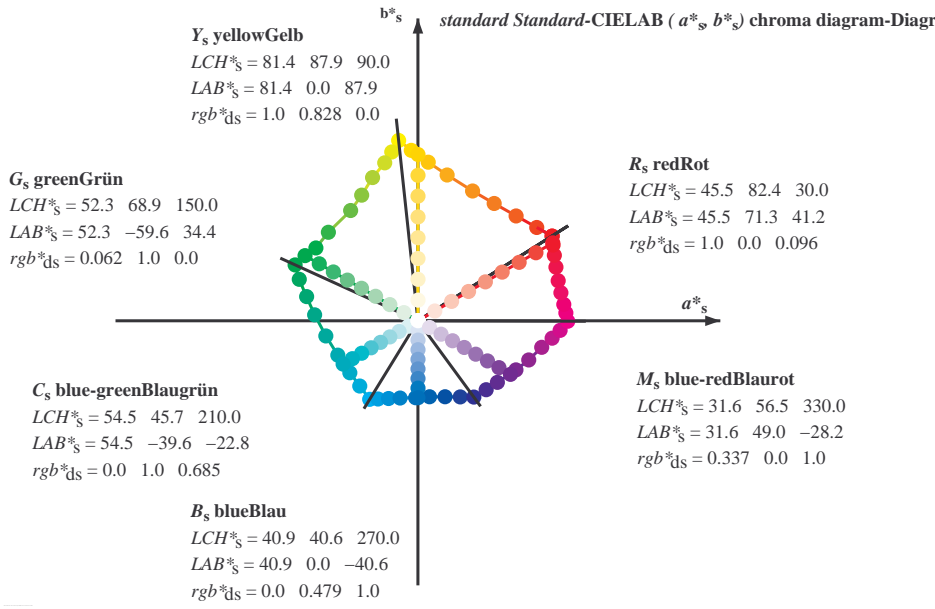
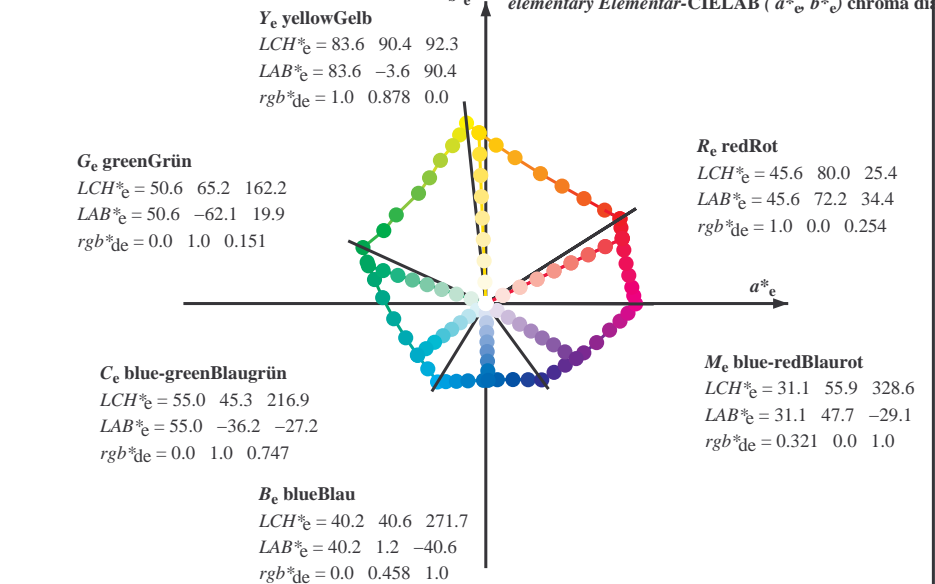
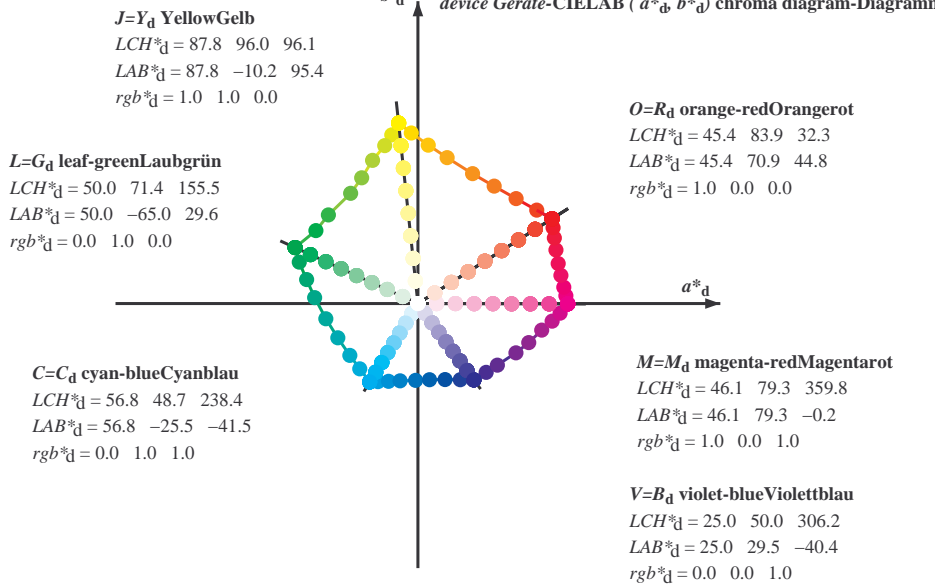
Eingabe: *rgb/cmyk* -> *rgb_d*
Ausgabe: Transfer nach *cmy0_d*

0-003531-F0

Daten der Maximalfarbe M im Farbmetrik-System Offset-Normdruck; Separation cmy0*, D65 für Ein- oder Ausgabe; Sechs Bunttonwinkel der 60-Grad Standardfarben RYGBM_s: $h_{ab,ds} = 30.0, 90.0, 150.0, 210.0, 270.0, 330.0$;
 Sechs Bunttonwinkel der Gerätefarben RYGBM_d: $h_{ab,d} = 32.3, 96.1, 155.5, 238.4, 306.2, 359.8$; Sechs Bunttonwinkel der Elementarfarben RYGBM_e: $h_{ab,e} = 25.5, 92.3, 162.2, 217.0, 271.7, 328.6$

Technische Information: <http://www.ps.bam.de> oder <http://130.149.60.45/~farbmetrik/QG87/HTM>
 Siehe ähnliche Dateien: <http://130.149.60.45/~farbmetrik/QG87/QG87L0NA.TXT> /PS
 Anwendung für Messung von Offsetdruck-Ausgabe, Separation cmy0 (CMY0)

TUB-Registrierung: 20130201-QG87/QG87L0NA.TXT /PS
 TUB-Material: Oederharta



- Notes to the CIELAB chroma diagrams / Anmerkung zu den CIELAB-Buntheits-Diagrammen (a^*_d, b^*_d), (a^*_s, b^*_s), (a^*_e, b^*_e)
- For the 1. Für die rgb^*_e -input values the CIELAB data-Eingabedaten wurden die CIELAB-Daten LCH^*_e und LAB^*_e have been calculated.
 - For the calculation of the standard hue angle $h_{ab,s}$ use for any device values rgb^*_d the equation:

$$h_{ab,s} = atan [r^*_d \cos(30) + g^*_d \cos(150)] / [r^*_d \sin(30) + g^*_d \sin(150) + b^*_d \sin(270)] \quad (1)$$
 - For the 48 or 360 equally spaced standard hue angles 3. Für die 48 oder 360 gleichabständig gestuften Standard-Buntonwinkel $h_{ab,s}$ of the color the seven hue angles of the 60 degree colours die sieben Buntonwinkel der 60Grad-Farben s : $h_{ab,s} = 30.0, 90.0, 150.0, 210.0, 270.0, 330.0, 390.0$ and the equations for a 48 and 360 step hue circle: und die Gleichungen für einen 48- und 360-stufigen Buntonkreis:

$$h_{48ab,sij} = h_{ab,si} + j [h_{ab,si+1} - h_{ab,si}] / 8 \quad (i = 0, 1, \dots, 5; j = 0, 1, \dots, 7) \quad (2)$$

$$h_{360ab,sij} = h_{ab,si} + j [h_{ab,si+1} - h_{ab,si}] / 60 \quad (i = 0, 1, \dots, 5; j = 0, 1, \dots, 59) \quad (3)$$
 - For the 48 or 360 elementary hue angles 4. Für die 48 oder 360 Elementar-Buntonwinkel $h_{ab,e}$ of the colours of maximum chroma der Far the seven hue angles of the elementary colours die sieben Buntonwinkel der Elementarfarben e : $h_{ab,e} = 25.5, 92.3, 162.2, 217.0, 271.7, 328.6$ and the equations for a 48 and 360 step elementary hue circle: und die Gleichungen für einen 48- und 360-stufigen Elementar-Buntonkreis:

$$h_{48ab,eij} = h_{ab,ei} + j [h_{ab,ei+1} - h_{ab,ei}] / 8 \quad (i = 0, 1, \dots, 5; j = 0, 1, \dots, 7) \quad (4)$$

$$h_{360ab,eij} = h_{ab,ei} + j [h_{ab,ei+1} - h_{ab,ei}] / 60 \quad (i = 0, 1, \dots, 5; j = 0, 1, \dots, 59) \quad (5)$$
 - For any elementary hue angle 5. Für jeden Elementar-Buntonwinkel $h_{ab,e}$ there is a well defined device hue angle gibt es einen genau defini see the following tables, columns 1 to 5 or 1 to 4. siehe die folgenden Tabellen, Spalten 1 bis 5 oder 1 bis 4.
 - The values 6. Die Werte rgb^*_e produce the output of the device-independent elementary hues erzeugen die Ausgabe der geräteunabhängigen

Daten der Maximalfarbe M im Farbmetrik-System Offset-Normdruck; Separation cmy0*, D65 für Ein- oder Ausgabe; Sechs Bunttonwinkel der 60-Grad Standardfarben RYGBM_c: h_{ab,ds} = 30.0, 90.0, 150.0, 210.0, 270.0, 330.0; Sechs Bunttonwinkel der Gerätefarben RYGBM_d: h_{ab,d} = 32.3, 96.1, 155.5, 238.4, 306.2, 359.8; Sechs Bunttonwinkel der Elementarfarben RYGBM_e: h_{ab,e} = 25.5, 92.3, 162.2, 217.0, 271.7, 328.6

Table with 18 columns: h_{ab,d}, h_{ab,s}, h_{ab,e}, r_{gb}², d_{64M}, LAB*, d_{64M} (x=LabCh), r_{gb}², d_{361M}, LAB*, d_{361M} (x=LabCh), r_{gb}², d_{361M}, LAB*, d_{361M} (x=LabCh), r_{gb}², d_{361M}, LAB*, d_{361M} (x=LabCh). Rows contain numerical data for various color patches.




Siehe ähnliche Dateien: http://130.149.60.45/~farbmetrik/QG87/QG87L0NA.TXT /PS
Technische Information: http://www.ps.bam.de oder http://130.149.60.45/~farbmetrik

TUB-Registrierung: 20130201-QG87/QG87L0NA.TXT /PS
Anwendung für Messung von Offsetdruck-Ausgabe, Separation cmy0 (CMY0)
TUB-Material: Code=rh4ta

Daten der Maximalfarbe M im Farbmetrik-System Offset-Normdruck; Separation cmy0*, D65 für Ein- oder Ausgabe; Sechs Bunttonwinkel der 60-Grad Standardfarben RYGBCM_c: h_{ab,ds} = 30.0, 90.0, 150.0, 210.0, 270.0, 330.0; Sechs Bunttonwinkel der Gerätefarben RYGBCM_d: h_{ab,d} = 32.3, 96.1, 155.5, 238.4, 306.2, 359.8; Sechs Bunttonwinkel der Elementarfarben RYGBCM_e: h_{ab,e} = 25.5, 92.3, 162.2, 217.0, 271.7, 328.6

h _{ab,d}	h _{ab,s}	h _{ab,e}	rgb ^b *	dd64M	LAB*	ddx64M (x=LabCh)	rgb ^b *	dex361M	LAB*	dex361M
32.3	30.0	25.4	1.0	0.0	0.0	45.4	70.9	44.8	83.9	32.3
38.1	37.5	33.8	1.0	0.125	0.0	48.9	62.8	49.4	79.9	38.1
46.8	45.0	42.1	1.0	0.25	0.0	53.6	51.9	55.5	76.0	46.8
56.9	52.5	50.5	1.0	0.375	0.0	59.1	40.3	62.0	74.0	56.9
67.1	60.0	58.8	1.0	0.5	0.0	64.9	28.9	68.6	74.5	67.1
78.6	67.5	67.2	1.0	0.625	0.0	72.1	15.4	77.1	78.6	78.6
86.2	75.0	75.6	1.0	0.75	0.0	77.9	5.4	83.8	84.0	86.2
92.1	82.5	83.9	1.0	0.875	0.0	83.4	-3.4	90.2	90.2	92.1
96.1	90.0	92.3	1.0	1.0	0.0	87.8	-10.2	95.4	96.0	96.1
98.8	97.5	101.0	0.875	1.0	0.0	84.3	-13.9	89.2	90.3	98.8
101.8	105.0	109.7	0.75	1.0	0.0	80.7	-17.5	83.5	85.3	101.8
107.6	112.5	118.5	0.625	1.0	0.0	75.3	-24.0	75.7	79.4	107.6
114.0	120.0	127.2	0.5	1.0	0.0	70.6	-29.7	66.5	72.8	114.0
121.4	127.5	136.0	0.375	1.0	0.0	65.7	-35.6	58.3	68.3	121.4
135.3	135.0	144.7	0.25	1.0	0.0	58.4	-47.3	46.8	66.6	135.3
144.4	142.5	153.4	0.125	1.0	0.0	54.7	-53.9	38.5	66.3	144.4
155.5	150.0	162.2	0.0	1.0	0.0	50.0	-65.0	29.6	71.4	155.5
160.7	157.5	169.0	0.0	1.0	0.125	50.5	-62.8	21.9	66.5	160.7
167.7	165.0	175.9	0.0	1.0	0.25	51.2	-58.9	12.7	60.3	167.7
176.7	172.5	182.7	0.0	1.0	0.375	52.0	-54.5	3.1	54.6	176.7
189.3	180.0	189.6	0.0	1.0	0.5	52.9	-48.6	-8.0	49.3	189.3
203.2	187.5	196.4	0.0	1.0	0.625	54.0	-42.3	-18.1	46.1	203.2
217.2	195.0	203.2	0.0	1.0	0.75	55.0	-36.0	-27.4	45.3	217.2
228.3	202.5	210.1	0.0	1.0	0.875	55.8	-30.7	-34.5	46.2	228.3
238.4	210.0	216.9	0.0	1.0	1.0	56.8	-25.5	-41.5	48.7	238.4
242.9	217.5	223.8	0.0	0.875	1.0	54.1	-21.1	-41.3	46.4	242.9
249.3	225.0	230.6	0.0	0.75	1.0	50.4	-15.5	-41.1	43.9	249.3
256.9	232.5	237.5	0.0	0.625	1.0	46.5	-9.4	-40.8	41.9	256.9
268.2	240.0	244.3	0.0	0.5	1.0	41.7	-1.2	-40.6	40.6	268.2
278.6	247.5	251.2	0.0	0.375	1.0	37.3	6.1	-40.2	40.7	278.6
289.6	255.0	258.0	0.0	0.25	1.0	32.8	14.3	-40.2	42.7	289.6
299.0	262.5	264.8	0.0	0.125	1.0	28.6	22.4	-40.2	46.1	299.0
306.2	270.0	271.7	0.0	0.0	1.0	25.0	29.5	-40.4	50.0	306.2
314.7	277.5	278.8	0.125	0.0	1.0	27.9	36.0	-36.4	51.2	314.7
322.1	285.0	285.9	0.25	0.0	1.0	28.8	41.9	-32.5	53.1	322.1
333.3	292.5	293.0	0.375	0.0	1.0	32.7	51.8	-26.0	58.0	333.3
340.5	300.0	300.1	0.5	0.0	1.0	35.6	58.6	-20.7	62.1	340.5
347.9	307.5	307.2	0.625	0.0	1.0	38.1	65.4	-14.0	66.9	347.9
352.5	315.0	314.3	0.75	0.0	1.0	41.8	71.0	-9.2	71.6	352.5
356.1	322.5	321.4	0.875	0.0	1.0	44.2	75.2	-5.0	75.3	356.1
359.8	330.0	328.6	1.0	0.0	1.0	46.1	79.3	-0.2	79.3	359.8
363.0	337.5	335.7	1.0	0.0	0.875	45.9	78.2	4.1	78.3	363.0
366.4	345.0	342.8	1.0	0.0	0.75	45.9	77.1	8.6	77.6	366.4
371.1	352.5	349.9	1.0	0.0	0.625	46.0	75.6	14.8	77.0	371.1
375.9	360.0	357.0	1.0	0.0	0.5	45.9	74.2	21.1	77.1	375.9
381.2	367.5	364.1	1.0	0.0	0.375	45.8	72.9	28.3	78.3	381.2
385.6	375.0	371.2	1.0	0.0	0.25	45.6	72.1	34.6	80.0	385.6
389.3	382.5	378.3	1.0	0.0	0.125	45.5	71.4	40.1	81.9	389.3
392.3	390.0	385.4	1.0	0.0	0.0	45.4	70.9	44.8	83.9	392.3




Siehe ähnliche Dateien: <http://130.149.60.45/~farbmetrik/QG87/QG87L0NA.TXT> /.PS
Technische Information: <http://www.ps.bam.de> oder <http://130.149.60.45/~farbmetrik>

TUB-Registrierung: 20130201-QG87/QG87L0NA.TXT /.PS TUB-Material: Code=rh4ta
Anwendung für Messung von Offsetdruck-Ausgabe, Separation cmy0 (CMY0)

Daten der Maximalfarbe M im Farbmetrik-System Offset-Normdruck; Separation cmy0*, D65 für Ein- oder Ausgabe; Sechs Bunttonwinkel der 60-Grad Standardfarben RYGBCM_c: h_{ab,ds} = 30.0, 90.0, 150.0, 210.0, 270.0, 330.0; Sechs Bunttonwinkel der Gerätefarben RYGBCM_d: h_{ab,d} = 32.3, 96.1, 155.5, 238.4, 306.2, 359.8; Sechs Bunttonwinkel der Elementarfarben RYGBCM_e: h_{ab,e} = 25.5, 92.3, 162.2, 217.0, 271.7, 328.6

Table with columns for color coordinates (h_{ab,d}, h_{ab,s}, h_{ab,e}, r_{gb}*, d_{s361}Mi, LAB*, d_{sx361}Mi (x=LabCh), r_{gb}*, d_{s361}Mi, LAB*, d_{ex361}Mi (x=LabCh), r_{gb}*, d_{s361}Mi, LAB*, d_{ex361}Mi (x=LabCh), r_{gb}*, d_{s361}Mi, Y_d, Y_s, Y_e) and rows of numerical data.



Technische Information: http://www.ps.bam.de oder http://130.149.60.45/~farbmetrik

TUB-Registrierung: 20130201-QG87/QG87L0NA.TXT /.PS TUB-Material: Code=rh4ta Anwendung für Messung von Offsetdruck-Ausgabe, Separation cmy0 (CMY0)

Daten der Maximalfarbe M im Farbmetrik-System Offset-Normdruck; Separation cmy0*, D65 für Ein- oder Ausgabe; Sechs Bunttonwinkel der 60-Grad Standardfarben RYGBM_c; h_{ab,ds} = 30.0, 90.0, 150.0, 210.0, 270.0, 330.0; Sechs Bunttonwinkel der Gerätefarben RYGBM_d; h_{ab,d} = 32.3, 96.1, 155.5, 238.4, 306.2, 359.8; Sechs Bunttonwinkel der Elementarfarben RYGBM_e; h_{ab,e} = 25.5, 92.3, 162.2, 217.0, 271.7, 328.6


Table with columns for color parameters: h_{ab,d}, h_{ab,s}, h_{ab,e}, r_{gb}*, d_{s361M}, LAB*, d_{dx361Mi} (x=LabCh), r_{gb}*, d_{s361Mi}, LAB*, d_{dsx361Mi} (x=LabCh), r_{gb}*, d_{d361Mi}, LAB*, d_{de361Mi}, LAB*, d_{d361Mi} (x=LabCh), r_{gb}*, d_{d361Mi}, LAB*, d_{d361Mi} (x=LabCh), r_{gb}*, d_{d361Mi}, LAB*, d_{d361Mi} (x=LabCh), r_{gb}%, d_{d361Mi}, r_{gb}%, d_{s361Mi}, r_{gb}%, d_{s361Mi}.

Siehe ähnliche Dateien: http://130.149.60.45/~farbmetrik/QG87/QG87 HTM
Technische Information: http://www.ps.bam.de oder http://130.149.60.45/~farbmetrik

TUB-Registrierung: 20130201-QG87/QG87L0NA.TXT /.PS
Anwendung für Messung von Offsetdruck-Ausgabe, Separation cmy0 (CMY0)
TUB-Material: Code=rh4ta

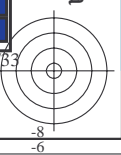
Daten der Maximalfarbe M im Farbmetrik-System Offset-Normdruck; Separation cmy0*, D65 für Ein- oder Ausgabe; Sechs Bunttonwinkel der 60-Grad Standardfarben RYGBM_c; h_{ab,ds} = 30.0, 90.0, 150.0, 210.0, 270.0, 330.0; Sechs Bunttonwinkel der Gerätefarben RYGBM_d; h_{ab,d} = 32.3, 96.1, 155.5, 238.4, 306.2, 359.8; Sechs Bunttonwinkel der Elementarfarben RYGBM_e; h_{ab,e} = 25.5, 92.3, 162.2, 217.0, 271.7, 328.6

Table with columns for color codes (h_{ab,d}, h_{ab,s}, h_{ab,e}), color spaces (rgb, Lab, LabCh), and numerical values for 340 rows of color data.



Technische Information: http://www.ps.bam.de oder http://130.149.60.45/~farbmetrik

TUB-Registrierung: 20130201-QG87/QG87L0NA.TXT /.PS TUB-Material: Code=rh4ta Anwendung für Messung von Offsetdruck-Ausgabe, Separation cmy0 (CMY0)



http://130.149.60.45/~farbmetrik/QG87/QG87L0NA.TXT /.PS; Transfer Ausgabe
 N: Keine 3D-Linearisierung (OL) in Datei (F) oder PS-Startup (S), Seite 18/33

nrf	HC*Fd	rgb_Fd	icr_Fd	hsa_Fd	rgb*Fd	LabC*Fd	LabCH*Fd	DF*Fd	HaM*Fd	rgb*Md	LabCH*Md
0/648	R00Y_100_100a	1.0	0.0	0.0	0.0	0.0	0.0	0.0	0.0	0.0	0.0
1/657	R13Y_100_100a	0.0	0.0	0.0	0.0	0.0	0.0	0.0	0.0	0.0	0.0
2/666	R25Y_100_100a	0.0	0.0	0.0	0.0	0.0	0.0	0.0	0.0	0.0	0.0
3/675	R38Y_100_100a	0.0	0.0	0.0	0.0	0.0	0.0	0.0	0.0	0.0	0.0
4/684	R50Y_100_100a	0.0	0.0	0.0	0.0	0.0	0.0	0.0	0.0	0.0	0.0
5/693	R63Y_100_100a	0.0	0.0	0.0	0.0	0.0	0.0	0.0	0.0	0.0	0.0
6/702	R75Y_100_100a	0.0	0.0	0.0	0.0	0.0	0.0	0.0	0.0	0.0	0.0
7/711	R88Y_100_100a	0.0	0.0	0.0	0.0	0.0	0.0	0.0	0.0	0.0	0.0
8/720	Y00G_100_100a	0.0	0.0	0.0	0.0	0.0	0.0	0.0	0.0	0.0	0.0
9/658	Y13G_100_100a	0.0	0.0	0.0	0.0	0.0	0.0	0.0	0.0	0.0	0.0
10/558	Y25G_100_100a	0.0	0.0	0.0	0.0	0.0	0.0	0.0	0.0	0.0	0.0
11/477	Y38G_100_100a	0.0	0.0	0.0	0.0	0.0	0.0	0.0	0.0	0.0	0.0
12/396	Y50G_100_100a	0.0	0.0	0.0	0.0	0.0	0.0	0.0	0.0	0.0	0.0
13/315	Y63G_100_100a	0.0	0.0	0.0	0.0	0.0	0.0	0.0	0.0	0.0	0.0
14/234	Y75G_100_100a	0.0	0.0	0.0	0.0	0.0	0.0	0.0	0.0	0.0	0.0
15/153	Y88G_100_100a	0.0	0.0	0.0	0.0	0.0	0.0	0.0	0.0	0.0	0.0
16/72	G00C_100_100a	0.0	0.0	0.0	0.0	0.0	0.0	0.0	0.0	0.0	0.0
17/73	G13C_100_100a	0.0	0.0	0.0	0.0	0.0	0.0	0.0	0.0	0.0	0.0
18/74	G25C_100_100a	0.0	0.0	0.0	0.0	0.0	0.0	0.0	0.0	0.0	0.0
19/75	G38C_100_100a	0.0	0.0	0.0	0.0	0.0	0.0	0.0	0.0	0.0	0.0
20/76	G50C_100_100a	0.0	0.0	0.0	0.0	0.0	0.0	0.0	0.0	0.0	0.0
21/77	G63C_100_100a	0.0	0.0	0.0	0.0	0.0	0.0	0.0	0.0	0.0	0.0
22/78	G75C_100_100a	0.0	0.0	0.0	0.0	0.0	0.0	0.0	0.0	0.0	0.0
23/79	G88C_100_100a	0.0	0.0	0.0	0.0	0.0	0.0	0.0	0.0	0.0	0.0
24/80	C00B_100_100a	0.0	0.0	0.0	0.0	0.0	0.0	0.0	0.0	0.0	0.0
25/81	C13B_100_100a	0.0	0.0	0.0	0.0	0.0	0.0	0.0	0.0	0.0	0.0
26/62	C25B_100_100a	0.0	0.0	0.0	0.0	0.0	0.0	0.0	0.0	0.0	0.0
27/63	C38B_100_100a	0.0	0.0	0.0	0.0	0.0	0.0	0.0	0.0	0.0	0.0
28/44	C50B_100_100a	0.0	0.0	0.0	0.0	0.0	0.0	0.0	0.0	0.0	0.0
29/35	C63B_100_100a	0.0	0.0	0.0	0.0	0.0	0.0	0.0	0.0	0.0	0.0
30/26	C75B_100_100a	0.0	0.0	0.0	0.0	0.0	0.0	0.0	0.0	0.0	0.0
31/17	C88B_100_100a	0.0	0.0	0.0	0.0	0.0	0.0	0.0	0.0	0.0	0.0
32/8	B00M_100_100a	0.0	0.0	0.0	0.0	0.0	0.0	0.0	0.0	0.0	0.0
33/89	B13M_100_100a	0.0	0.0	0.0	0.0	0.0	0.0	0.0	0.0	0.0	0.0
34/170	B25M_100_100a	0.0	0.0	0.0	0.0	0.0	0.0	0.0	0.0	0.0	0.0
35/251	B38M_100_100a	0.0	0.0	0.0	0.0	0.0	0.0	0.0	0.0	0.0	0.0
36/332	B50M_100_100a	0.0	0.0	0.0	0.0	0.0	0.0	0.0	0.0	0.0	0.0
37/413	B63M_100_100a	0.0	0.0	0.0	0.0	0.0	0.0	0.0	0.0	0.0	0.0
38/494	B75M_100_100a	0.0	0.0	0.0	0.0	0.0	0.0	0.0	0.0	0.0	0.0
39/575	B88M_100_100a	0.0	0.0	0.0	0.0	0.0	0.0	0.0	0.0	0.0	0.0
40/656	M00R_100_100a	0.0	0.0	0.0	0.0	0.0	0.0	0.0	0.0	0.0	0.0
41/655	M13R_100_100a	0.0	0.0	0.0	0.0	0.0	0.0	0.0	0.0	0.0	0.0
42/654	M25R_100_100a	0.0	0.0	0.0	0.0	0.0	0.0	0.0	0.0	0.0	0.0
43/653	M38R_100_100a	0.0	0.0	0.0	0.0	0.0	0.0	0.0	0.0	0.0	0.0
44/652	M50R_100_100a	0.0	0.0	0.0	0.0	0.0	0.0	0.0	0.0	0.0	0.0
45/651	M63R_100_100a	0.0	0.0	0.0	0.0	0.0	0.0	0.0	0.0	0.0	0.0
46/650	M75R_100_100a	0.0	0.0	0.0	0.0	0.0	0.0	0.0	0.0	0.0	0.0
47/649	M88R_100_100a	0.0	0.0	0.0	0.0	0.0	0.0	0.0	0.0	0.0	0.0
48/648	R00Y_100_100a	1.0	0.0	0.0	0.0	0.0	0.0	0.0	0.0	0.0	0.0
49/0	NV_000a	0.0	0.0	0.0	0.0	0.0	0.0	0.0	0.0	0.0	0.0
50/91	NV_013a	0.125	0.125	0.125	0.125	0.125	0.125	0.125	0.125	0.125	0.125
51/182	NV_025a	0.25	0.25	0.25	0.25	0.25	0.25	0.25	0.25	0.25	0.25
52/273	NV_038a	0.375	0.375	0.375	0.375	0.375	0.375	0.375	0.375	0.375	0.375
53/364	NV_050a	0.5	0.5	0.5	0.5	0.5	0.5	0.5	0.5	0.5	0.5
54/455	NV_063a	0.625	0.625	0.625	0.625	0.625	0.625	0.625	0.625	0.625	0.625
55/546	NV_075a	0.75	0.75	0.75	0.75	0.75	0.75	0.75	0.75	0.75	0.75
56/637	NV_088a	0.875	0.875	0.875	0.875	0.875	0.875	0.875	0.875	0.875	0.875
57/728	NV_100a	1.0	1.0	1.0	1.0	1.0	1.0	1.0	1.0	1.0	1.0

Eingabe: rgb/cmyk -> rgbd
 Ausgabe: Transfer nach cmy0d

TUB-Prüfvorlage QG87; Bunttoncode: H*d=G25Bd
 Farben und Farbabstände, ΔE*

TUB-Registrierung: 20130201-QG87/QG87LONA.TXT /.PS TUB-Material: Code=rha4ta

Anwendung für Messung von Offsetdruck-Ausgabe, Separation cmy0 (CMY0)

Table with 10 columns: #F, HHC*Fd, rpb*Fd, icr*Fd, hsa*Fd, rpb*Fd, LabC*Fd, LabCH*Fd, DP*Fd, HaM*Fd, rpb*Fd, LabCH*Fd, rpb*Fd, LabCH*Fd, LabCH*Yvd, rpb*Yvd, LabCH*Yvd. Rows list various color and registration marks.

QG8700L-TN, Seite 20/33-F

TUB-Prüfvorlage QG87; Bunttoncode: H*d=G25Bd
Farben und Farbabstände, ΔE*
Eingabe: rgb/cmyk -> r g b d
Ausgabe: Transfer nach cmy0d

Table with 24 columns (n, HHC*Fd, rpb*Fd, icr*Fd, hsb*Fd, rpb*Fd, LabC*Fd, LabM*Fd, LabC*Fd, rpb*Fd, rpb*Fd, LabC*Fd, DF*Fd, Hsb*Fd, LabC*Fd, rpb*Fd, rpb*Fd, LabC*Fd, LabM*Fd, rpb*Fd, LabC*Fd, LabM*Fd, rpb*Fd, LabC*Fd, LabM*Fd) and 24 rows of data.

QG8700L

TUB-Registrierung: 20130201-QG87/QG87L0NA.TXT /.PS TUB-Material: Code=rha4ta
Anwendung für Messung von Offsetdruck-Ausgabe, Separation cmy0 (CMY0)

Table with 16 columns (n, HIC*Fd, rpb*Fd, iet*Fd, hsa*Fd, rpb*Fd, LabCH*Fd, LabCH*Fd, rpb*Fd, LabCH*Fd, rpb*Fd, LabCH*Fd, rpb*Fd, LabCH*Fd, LabCH*Fd, LabCH*Fd) and 50 rows of data.

Siehe ähnliche Dateien: http://130.149.60.45/~farbmetrik/QG87/QG87.HTM
Technische Information: http://www.ps.bam.de oder http://130.149.60.45/~farbmetrik

Eingabe: rgb/cmyk -> rgba
Ausgabe: Transfer nach cmy0d

TUB-Prüfvorlage QG87; Bunttoncode: H*d=G25Bd
Farben und Farbabstände, ΔE*

0-0032231-F0

0-0032231-F0

0-0032231-F0

TUB-Registrierung: 20130201-QG87/QG87L0NA.TXT /.PS TUB-Material: Code=rha4ta
Anwendung für Messung von Offsetdruck-Ausgabe, Separation cmy0 (CMY0)

Table with columns: n, HHC*Fd, Rgb*Fd, Ict*Fd, Hsa*Fd, Rgb*Fd, LabC*Fd, LabM*Fd, LabY*Fd, LabK*Fd, Df*Fd, Hsa*Fd, Rgb*Fd, LabC*Fd, LabM*Fd, LabY*Fd, LabK*Fd, LabCH*Fd, Rgb*Fd, LabCH*Fd, LabM*Fd, LabY*Fd, LabK*Fd, Delta E*0. Values range from 324 to 404.

Eingabe: rgb/cmyk -> rgbd
Ausgabe: Transfer nach cmy0d

TUB-Prüfvorlage QG87; Bunttoncode: H*d=G25Bd
Farben und Farbabstände, ΔE*

QG8700L-TN, Seite 24/33-F

0-0032331-F0

Table with columns: n, HHC*Fd, rpb*Fd, iet*Fd, ihs*Fd, rpb*Fd, LabCH*Fd, LabCH*Fd, rpb*Fd, rpb*Fd, LabCH*Fd, LabCH*Fd, DF*Fd, HaM*Fd, rpb*Fd, LabCH*Fd, LabCH*Fd. Rows include color codes like R00Y, R00M, B00C, etc.

Eingabe: rgb/cmyk -> rgb
Ausgabe: Transfer nach cmy0d

TUB-Prüfvorlage QG87; Bunttoncode: H*d=G25Bd
Farben und Farbabstände, ΔE*

QG87001-TN; Seite 25/33-F

0-0032431-F0

http://130.149.60.45/~farbmetrik/QG87/QG87L0NA.TXT /.PS; Transfer Ausgabe
N: Keine 3D-Linearisierung (OL) in Datei (F) oder PS-Startup (S), Seite 26/33

Table with columns: n, HHC*Fd, rpb*Fd, icr*Fd, hsa*Fd, rpb*Fd, LabCH*Fd, LabCH*Fd, rpb*Fd, LabCH*Fd, DF*Fd, Hsa*Fd, rpb*Fd, LabCH*Fd, LabCH*Fd. Rows list various color and registration marks with their corresponding registration data.

QG87001-7N, Seite 26/33-F

TUB-Prüfvorlage QG87; Bunttoncode: H*d=G25Bd
Farben und Farbabstände, ΔE*

Eingabe: rgb/cmyk -> rgb
Ausgabe: Transfer nach cmy0d

0-003251-F0

TUB-Registrierung: 20130201-QG87/QG87L0NA.TXT /.PS TUB-Material: Code=rha4ta
Anwendung für Messung von Offsetdruck-Ausgabe, Separation cmy0 (CMY0)

http://130.149.60.45/~farbmetrik/QG87/QG87L0NA.TXT /.PS; Transfer Ausgabe
N: Keine 3D-Linearisierung (OL) in Datei (F) oder PS-Startup (S), Seite 31/33

Table with 14 columns: n, HHC*Fd, rpb*Fd, icr*Fd, fns*Fd, LabCh*Fd, rpb*Fd, LabCh*Fd, DFE*Fd, Hm*Fd, rpb*Fd, LabCh*Fd, and 0.0. Each row corresponds to a different color and registration mark.

Siehe ähnliche Dateien: http://130.149.60.45/~farbmetrik/QG87/QG87.HTM
Technische Information: http://www.ps.bam.de oder http://130.149.60.45/~farbmetrik

TUB-Prüfvorlage QG87; Bunttoncode: H*d=G25Bd
Farben und Farbabstände, ΔE*
Eingabe: rgb/cmyk -> r g b d
Ausgabe: Transfer nach cmy0d

http://130.149.60.45/~farbmetrik/QG87/QG87LONA.TXT /.PS; Transfer Ausgabe
N: Keine 3D-Linearisierung (OL) in Datei (F) oder PS-Startup (S), Seite 32/33

Table with 15 columns: n, HHC*Fd, rpb_Fd, icr_Fd, hsa_Fd, rpb_Fd, LabC*Fd, LabC*Fd, rpb_Fd, LabC*Fd, LabC*Fd, rpb_Fd, LabC*Fd, LabC*Fd, LabC*Fd. Rows include color patches like NNW_000a, NNW_012a, NNW_025a, etc.



Eingabe: rgb/cmyk -> rgbd
Ausgabe: Transfer nach cmy0d

TUB-Prüfvorlage QG87; Bunttoncode: H*d=G25Bd
Farben und Farbabstände, ΔE*



http://130.149.60.45/~farbmetrik/QG87/QG87L0NA.TXT /.PS; Transfer Ausgabe
N: Keine 3D-Linearisierung (OL) in Datei (F) oder PS-Startup (S), Seite 33/33

n	HCC*Fd	rgb*Fd	icr*Fd	hsa*Fd	rgb*Fd	LabCIP*Fd	hsa*Fd	LabCIP*Fd	rgb*Fd	DF*Fd	hsa*Fd	LabCIP*Fd	rgb*Fd	DF*Fd	hsa*Fd	LabCIP*Fd	rgb*Fd	DF*Fd	hsa*Fd	LabCIP*Fd	rgb*Fd	
1053	NW_0866d	0.866	0.866	0.866	0.866	0.866	0.866	0.866	0.866	0.866	0.866	0.866	0.866	0.866	0.866	0.866	0.866	0.866	0.866	0.866	0.866	0.866
1054	NW_0933d	0.933	0.933	0.933	0.933	0.933	0.933	0.933	0.933	0.933	0.933	0.933	0.933	0.933	0.933	0.933	0.933	0.933	0.933	0.933	0.933	0.933
1055	NW_1000d	1.0	1.0	1.0	1.0	1.0	1.0	1.0	1.0	1.0	1.0	1.0	1.0	1.0	1.0	1.0	1.0	1.0	1.0	1.0	1.0	1.0
1056	NW_0066d	0.066	0.066	0.066	0.066	0.066	0.066	0.066	0.066	0.066	0.066	0.066	0.066	0.066	0.066	0.066	0.066	0.066	0.066	0.066	0.066	0.066
1057	NW_0133d	0.133	0.133	0.133	0.133	0.133	0.133	0.133	0.133	0.133	0.133	0.133	0.133	0.133	0.133	0.133	0.133	0.133	0.133	0.133	0.133	0.133
1058	NW_0266d	0.266	0.266	0.266	0.266	0.266	0.266	0.266	0.266	0.266	0.266	0.266	0.266	0.266	0.266	0.266	0.266	0.266	0.266	0.266	0.266	0.266
1059	NW_0400d	0.4	0.4	0.4	0.4	0.4	0.4	0.4	0.4	0.4	0.4	0.4	0.4	0.4	0.4	0.4	0.4	0.4	0.4	0.4	0.4	0.4
1060	NW_0533d	0.533	0.533	0.533	0.533	0.533	0.533	0.533	0.533	0.533	0.533	0.533	0.533	0.533	0.533	0.533	0.533	0.533	0.533	0.533	0.533	0.533
1061	NW_0666d	0.666	0.666	0.666	0.666	0.666	0.666	0.666	0.666	0.666	0.666	0.666	0.666	0.666	0.666	0.666	0.666	0.666	0.666	0.666	0.666	0.666
1062	NW_0800d	0.8	0.8	0.8	0.8	0.8	0.8	0.8	0.8	0.8	0.8	0.8	0.8	0.8	0.8	0.8	0.8	0.8	0.8	0.8	0.8	0.8
1063	NW_0933d	0.933	0.933	0.933	0.933	0.933	0.933	0.933	0.933	0.933	0.933	0.933	0.933	0.933	0.933	0.933	0.933	0.933	0.933	0.933	0.933	0.933
1064	NW_1000d	1.0	1.0	1.0	1.0	1.0	1.0	1.0	1.0	1.0	1.0	1.0	1.0	1.0	1.0	1.0	1.0	1.0	1.0	1.0	1.0	1.0
1065	NW_0066d	0.066	0.066	0.066	0.066	0.066	0.066	0.066	0.066	0.066	0.066	0.066	0.066	0.066	0.066	0.066	0.066	0.066	0.066	0.066	0.066	0.066
1066	NW_0133d	0.133	0.133	0.133	0.133	0.133	0.133	0.133	0.133	0.133	0.133	0.133	0.133	0.133	0.133	0.133	0.133	0.133	0.133	0.133	0.133	0.133
1067	NW_0266d	0.266	0.266	0.266	0.266	0.266	0.266	0.266	0.266	0.266	0.266	0.266	0.266	0.266	0.266	0.266	0.266	0.266	0.266	0.266	0.266	0.266
1068	NW_0400d	0.4	0.4	0.4	0.4	0.4	0.4	0.4	0.4	0.4	0.4	0.4	0.4	0.4	0.4	0.4	0.4	0.4	0.4	0.4	0.4	0.4
1069	NW_0533d	0.533	0.533	0.533	0.533	0.533	0.533	0.533	0.533	0.533	0.533	0.533	0.533	0.533	0.533	0.533	0.533	0.533	0.533	0.533	0.533	0.533
1070	NW_0666d	0.666	0.666	0.666	0.666	0.666	0.666	0.666	0.666	0.666	0.666	0.666	0.666	0.666	0.666	0.666	0.666	0.666	0.666	0.666	0.666	0.666
1071	NW_0800d	0.8	0.8	0.8	0.8	0.8	0.8	0.8	0.8	0.8	0.8	0.8	0.8	0.8	0.8	0.8	0.8	0.8	0.8	0.8	0.8	0.8
1072	NW_0933d	0.933	0.933	0.933	0.933	0.933	0.933	0.933	0.933	0.933	0.933	0.933	0.933	0.933	0.933	0.933	0.933	0.933	0.933	0.933	0.933	0.933
1073	NW_1000d	1.0	1.0	1.0	1.0	1.0	1.0	1.0	1.0	1.0	1.0	1.0	1.0	1.0	1.0	1.0	1.0	1.0	1.0	1.0	1.0	1.0
1074	ROY_100_100d	1.0	1.0	1.0	1.0	1.0	1.0	1.0	1.0	1.0	1.0	1.0	1.0	1.0	1.0	1.0	1.0	1.0	1.0	1.0	1.0	1.0
1075	GY0B_100_100d	0.0	0.0	0.0	0.0	0.0	0.0	0.0	0.0	0.0	0.0	0.0	0.0	0.0	0.0	0.0	0.0	0.0	0.0	0.0	0.0	0.0
1076	Y00C_100_100d	0.0	0.0	0.0	0.0	0.0	0.0	0.0	0.0	0.0	0.0	0.0	0.0	0.0	0.0	0.0	0.0	0.0	0.0	0.0	0.0	0.0
1077	B00M_100_100d	0.0	0.0	0.0	0.0	0.0	0.0	0.0	0.0	0.0	0.0	0.0	0.0	0.0	0.0	0.0	0.0	0.0	0.0	0.0	0.0	0.0
1078	B00R_100_100d	0.0	0.0	0.0	0.0	0.0	0.0	0.0	0.0	0.0	0.0	0.0	0.0	0.0	0.0	0.0	0.0	0.0	0.0	0.0	0.0	0.0
1079	B50R_100_100d	1.0	0.0	1.0	1.0	0.0	1.0	0.0	1.0	0.0	1.0	0.0	1.0	0.0	1.0	0.0	1.0	0.0	1.0	0.0	1.0	0.0

Eingabe: rgb/cmyk -> rgbd
Ausgabe: Transfer nach cmy0d

TUB-Prüfvorlage QG87; Bunttoncode: H*d=G25Bd
Farben und Farbabstände, ΔE*