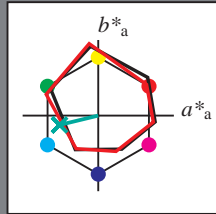


Input and Output: Offset Reflective System ORS18a for relative CIELAB hue $h_{ab,a,rel} = h_{ab}/360 = 193/360 = 0.53$

Data for any device (d) or elementary (e) colour:

HIC^*_d
hue text for the colours
of this page:
 $H^*_d = G25B_d$
triangle lightness T^*



ORS20a; adapted (a) CIELAB data

Name	$L^*=L^*_a a^*_a$	b^*_a	$C^*_{ab,a}$	$h^*_{ab,a}$	
R _{d, Ma}	47.3	63.8	41.2	76.0	32
Y _{d, Ma}	88.3	-11.9	95.1	95.8	97
G _{d, Ma}	51.9	-68.8	28.1	74.3	157
C _{d, Ma}	58.3	-29.2	-43.7	52.6	236
B _{d, Ma}	25.3	23.5	-47.3	52.8	296
M _{d, Ma}	48.2	72.8	-8.5	73.3	353
N _{d, Ma}	17.7	0.0	0.0	0.0	0
W _{d, Ma}	95.4	0.0	0.0	0.0	0
R _{d, CIE}	39.9	58.7	27.9	65.0	25
Y _{d, CIE}	81.2	-2.8	71.5	71.6	92
G _{d, CIE}	52.2	-42.4	13.6	44.5	162
B _{d, CIE}	30.5	1.4	-46.4	46.4	271

Data for maximum colour (Ma):

$LabCh^*_{d, Ma}$: 54 -51 -12 52 193

$HIC^*_{d, Ma}$: G25B_100_100_d

$rgbic^*_{d, Ma}$:

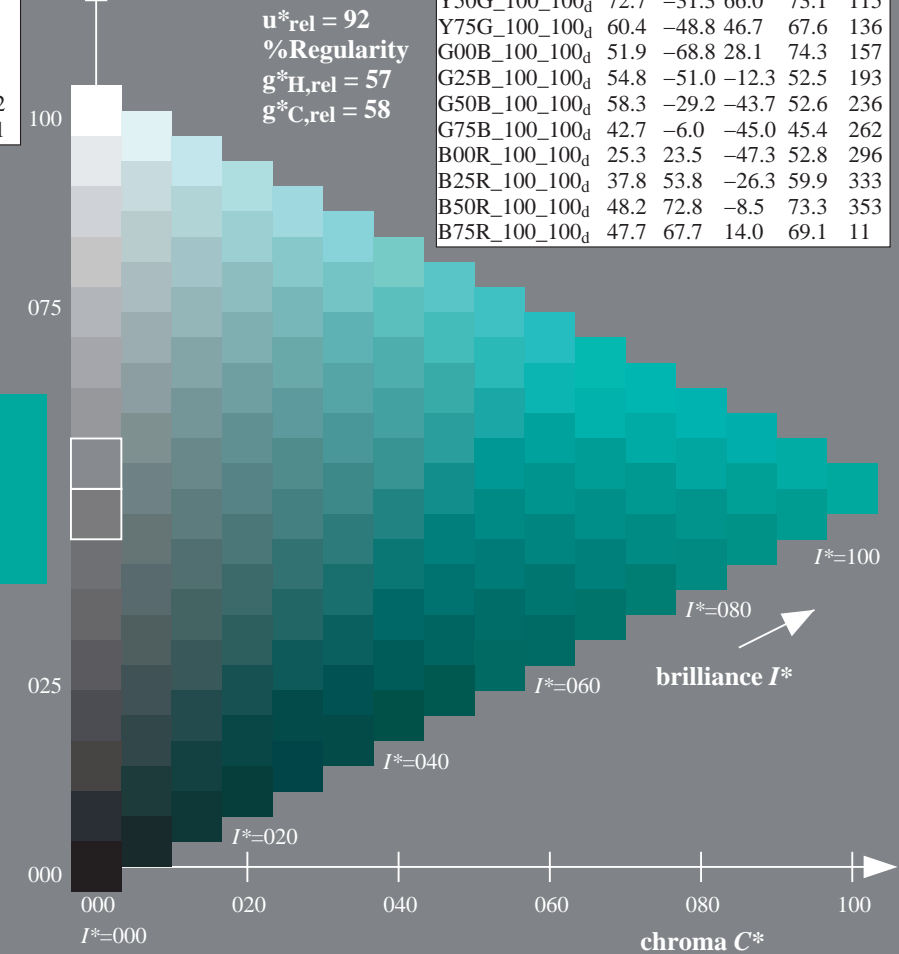
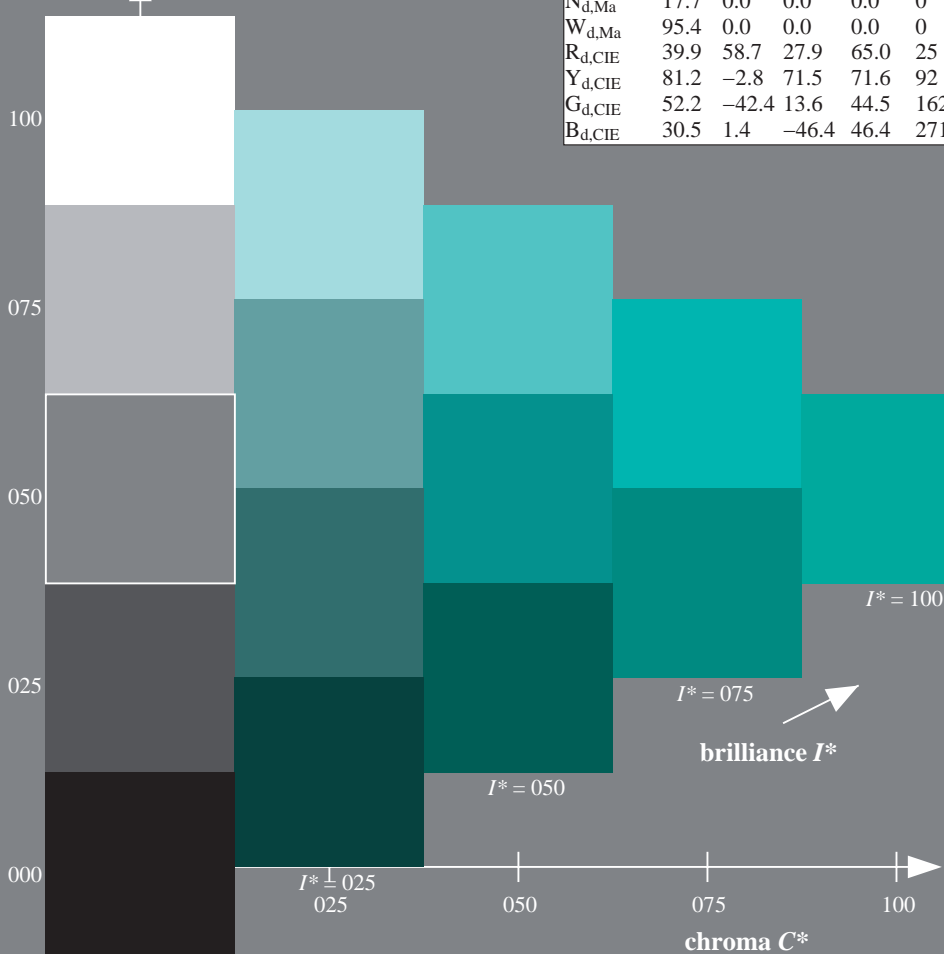
0.0 1.0 0.5 1.0 1.0

triangle lightness T^*

%Gamut
 $u^*_{rel} = 92$
%Regularity
 $g^*_{H, rel} = 57$
 $g^*_{C, rel} = 58$

ORS20a; adapted (a) CIELAB data

H^*_d	$L^*=L^*_a a^*_a$	b^*_a	$C^*_{ab,a}$	$h^*_{ab,a}$	
R00Y_100_100 _d	47.3	63.8	41.2	76.0	32
R25Y_100_100 _d	55.3	45.8	52.2	69.5	48
R50Y_100_100 _d	67.2	22.6	67.6	71.2	71
R75Y_100_100 _d	79.9	1.0	83.9	83.9	89
Y00G_100_100 _d	88.3	-11.9	95.1	95.8	97
Y25G_100_100 _d	83.3	-19.2	83.7	85.9	102
Y50G_100_100 _d	72.7	-31.3	66.0	73.1	115
Y75G_100_100 _d	60.4	-48.8	46.7	67.6	136
G00B_100_100 _d	51.9	-68.8	28.1	74.3	157
G25B_100_100 _d	54.8	-51.0	-12.3	52.5	193
G50B_100_100 _d	58.3	-29.2	-43.7	52.6	236
G75B_100_100 _d	42.7	-6.0	-45.0	45.4	262
B00R_100_100 _d	25.3	23.5	-47.3	52.8	296
B25R_100_100 _d	37.8	53.8	-26.3	59.9	333
B50R_100_100 _d	48.2	72.8	-8.5	73.3	353
B75R_100_100 _d	47.7	67.7	14.0	69.1	11



see similar files: <http://130.149.60.45/~farbmetrik/QE83/QE83L0FP.PDF> / .PS
technical information: <http://www.ps.bam.de> or <http://130.149.60.45/~farbmetrik>

TUB registration: 20130201-QE83/QE83L0FP.PDF /.PS
application for measurement of offset print output, separationcmyk6* (CMYK)
TUB material: code=thadata

1-103130-L0 QE830-72

TUB-test chart QE83; hue code: $H^*_d = G25B_d$
Test chart according to DIN 33872, 3D=1, de=0, cmyk*

input: $rgb/cmyk \rightarrow rgb_{dd}$
output: 3D-linearization to $cmyk^*_{dd}$

1-103130-F0