http://farbe.li.tu-berlin.de/MS55/MS55L0N0.TXT /.PS; comience salida
N: ninguna 3D-linealización (OL) en archivo (F) o PS-startup (S), página 1/1

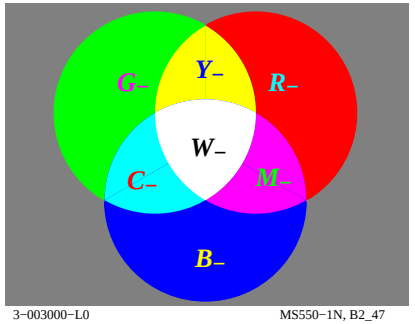

3−003000−L0 MS550−1N, B2_47

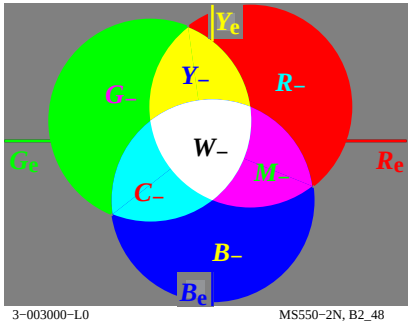

3−003000−L0 MS550−2N, B2_48

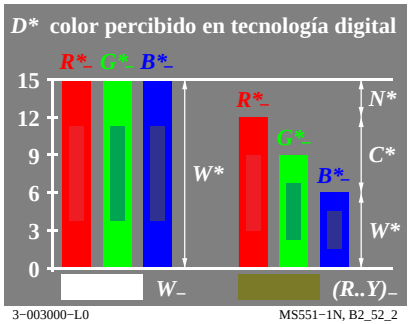

3−003000−L0 MS551−1N, B2_52_2

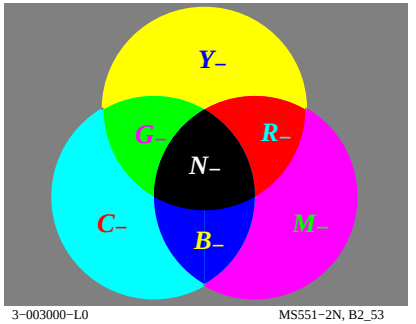

3−003000−L0 MS551−2N, B2_53

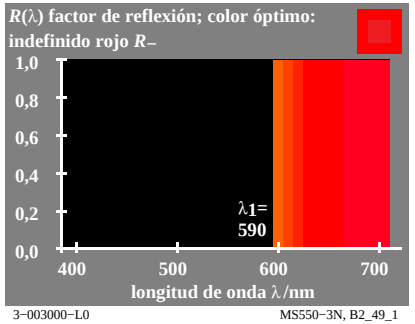

3−003000−L0 MS550−3N, B2_49_1

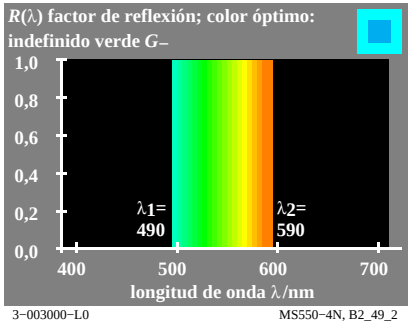

3−003000−L0 MS550−4N, B2_49_2

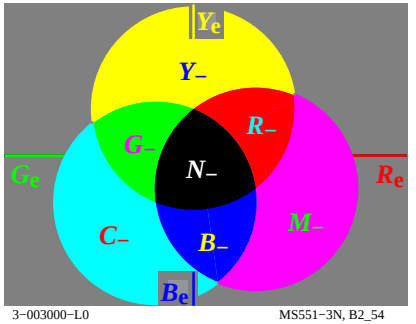

3−003000−L0 MS551−3N, B2_54

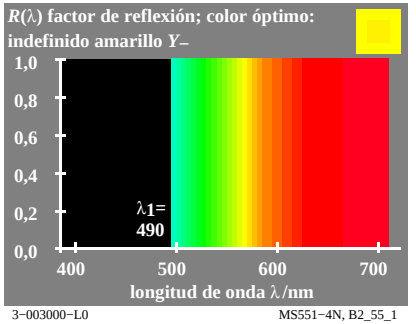

3−003000−L0 MS551−4N, B2_55_1

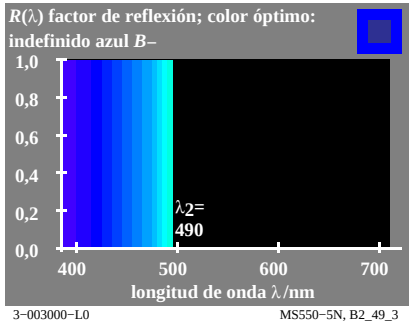

3−003000−L0 MS550−5N, B2_49_3

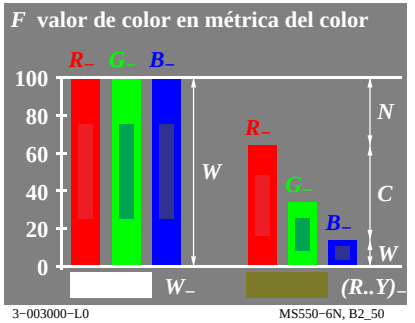

3−003000−L0 MS550−6N, B2_50

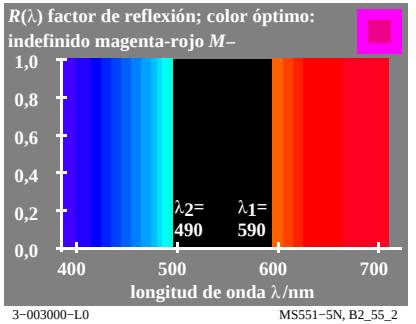

3−003000−L0 MS551−5N, B2_55_2

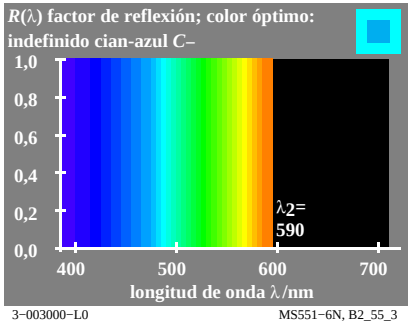

3−003000−L0 MS551−6N, B2_55_3

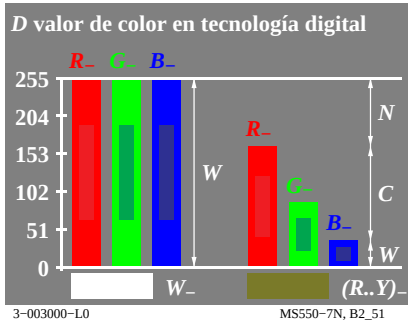

3−003000−L0 MS550−7N, B2_51

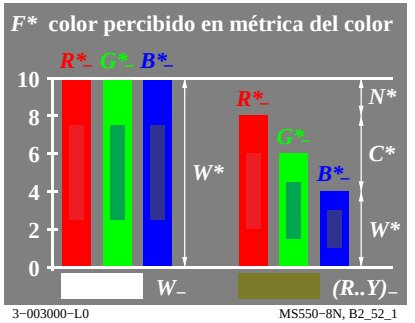

3−003000−L0 MS550−8N, B2_52_1

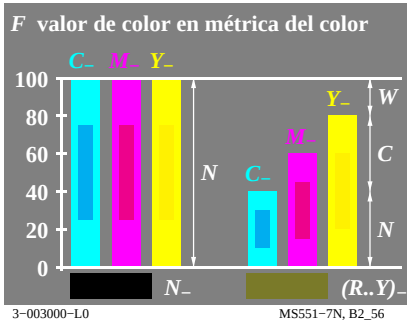

3–003000–L0 MS551–7N, B2_56

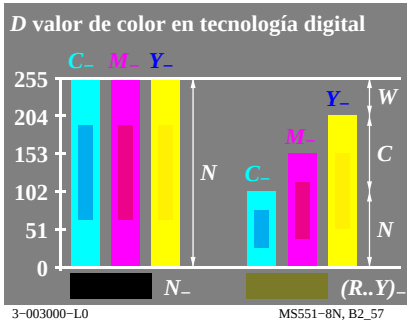

3–003000–L0 MS551–8N, B2_57

vea archivos semejantes: http://farbe.li.tu-berlin.de/MS55/MS55.HTM
http://130.149.60.45/~farbmetrik o http://farbe.li.tu-berlin.de

TUB matrícula: 20190801-MS55/MS55L0N0.TXT /.PS
aplicación para la medida de display output

TUB material: code=rha4ta

Gráfico TUB-MS55; la gráfica de Ordenador y colorimetry
Imagine la serie MS55, 3D=0, de=0

entrada: *rgb/cmyk −> rgb/cmyk*
salida: ningún cambio