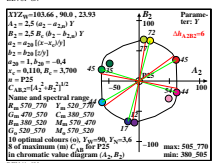
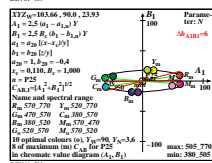
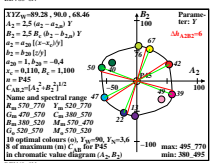
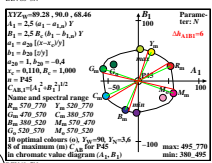
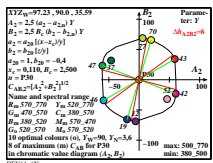
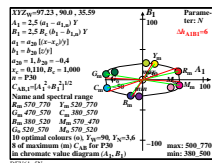
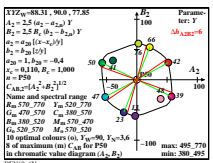
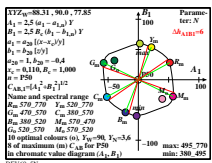
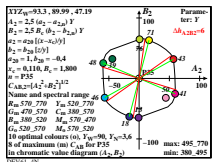
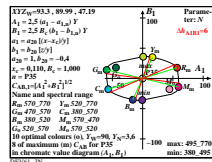
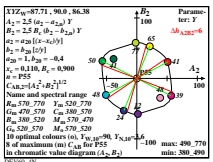
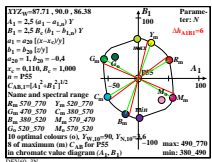
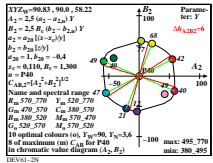
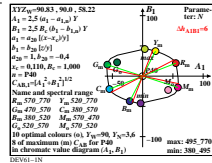
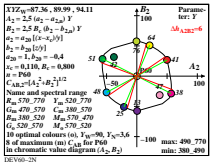
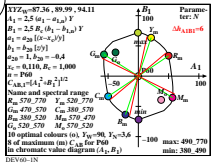


see similar files: http://farbe.li.tu-berlin.de/DEV6/DEV6LONI.TXT /PS
 technical information: http://farbe.li.tu-berlin.de/ or http://color.li.tu-berlin.de

TUB registration: 20220301-DEV6/DEV6LONI.TXT /PS
 application for evaluation and measurement of display or print output



TUB-test chart DEV6; TUB-Relativity model of colour vision. Chromatic values for the 125
 to the Ostwald optimal colours for 8 illuminants: P60, P55, P50, P45, P40, P35, P30, P25, hAxBx=6