http://farbe.li.tu-berlin.de/DEV3/DEV3L0N1.TXT /.PS; only vector graphic VG; start output
N: no 3D-linearization (OL) in file (F) or PS-startup (S), page 1/1

see similar files: http://farbe.li.tu-berlin.de/DEV3/DEV3.HTM
technical information: http://farbe.li.tu-berlin.de or http://color.li.tu-berlin.de

TUB registration: 20201101-DEV3L0N1.TXT /.PS
application for evaluation and measurement of display or print output
TUB material: code=fna4ta

Ostw data rgb, XYZsy, and L* & LMS(PDT)*

Tristimulus values of black and white: Y_{Ts}=0.0, Y_{Ws}=88,6

		CIEXYZ data D65->E				L* & LMS(PDT) data			
	rgb*	X_s	Y_s	Z_s	x_s	y_s	L^*	L_{PT}	M_{PT}	S_{PT}
R_s	1 0 0	58,16	36,99	6,61	0,687	0,386	67,26	48,10	38,43	6,61
G_s	0 1 0	71,47	72,65	1,03	0,492	0,588	88,28	72,82	69,59	1,03
B_s	0 0 1	22,51	57,87	12,20	0,240	0,627	80,66	47,56	63,94	12,20
C_s	0 1 1	30,41	51,60	87,96	0,178	0,303	77,04	40,48	58,15	87,96
M_s	1 0 1	17,11	15,93	87,55	0,141	0,132	46,89	16,76	18,99	87,55
Y_s	1 1 0	66,36	80,71	76,37	0,382	0,177	62,26	41,02	24,64	76,37
N_s	0 0 0	0,00	0,00	0,00	0,354	0,336	0,08	0,00	0,00	0,00
W_s	1 1 1	88,60	88,60	88,60	0,333	0,333	95,41	88,60	88,60	88,60
$N1_s$	0,80	0,00	0,00	0,00	0,354	0,336	0,00	0,00	0,00	0,00
$W1_s$	1,13	100,00	100,00	100,96	0,333	0,333	100,00	100,05	99,98	99,45
$Z1_s$	0,18	17,99	17,99	17,89	0,333	0,333	49,48	18,00	17,98	17,89

DEV3L=2L

Ostw data rgb, XYZsy, and L* & LMS(PDT)*

Tristimulous values of black and white: Y_{Ts}=0.0, Y_{Ws}=88,6

		CIEXYZ data D65->E				L* & LMS(PDT) data			
	rgb*	X_s	Y_s	Z_s	x_s	y_s	L^*	L_{PT}	M_{PT}	S_{PT}
R_s	1 0 0	58,16	36,99	6,61	0,687	0,386	67,26	48,10	38,43	6,61
G_s	0 1 0	71,47	72,65	1,03	0,492	0,588	88,28	72,82	69,59	1,03
B_s	0 0 1	22,51	57,87	12,20	0,240	0,627	80,66	47,56	63,94	12,20
C_s	0 1 1	30,41	51,60	87,96	0,178	0,303	77,04	40,48	58,15	87,96
M_s	1 0 1	17,11	15,93	87,55	0,141	0,132	46,89	16,76	18,99	87,55
Y_s	1 1 0	66,36	80,71	76,37	0,382	0,177	62,26	41,02	24,64	76,37
N_s	0 0 0	0,00	0,00	0,00	0,354	0,336	0,08	0,00	0,00	0,00
W_s	1 1 1	88,60	88,60	88,60	0,333	0,333	95,41	88,60	88,60	88,60
$N1_s$	0,80	0,00	0,00	0,00	0,354	0,336	0,00	0,00	0,00	0,00
$W1_s$	1,13	100,00	100,00	100,96	0,333	0,333	100,00	100,05	99,98	99,45
$Z1_s$	0,18	17,99	17,99	17,89	0,333	0,333	49,48	18,00	17,98	17,89

DEV3L=3L

Ostw data rgb, XYZsy, and L* & LMS(PDT)*

Tristimulous values of black and white: Y_{Ts}=0.0, Y_{Ws}=88,6

		CIEXYZ data D65->E				L* & LMS(PDT) data			
	rgb*	X_s	Y_s	Z_s	x_s	y_s	L^*	L_{PT}	M_{PT}	S_{PT}
R_s	1 0 0	58,16	36,99	6,61	0,687	0,386	67,26	48,10	38,43	6,61
G_s	0 1 0	71,47	72,65	1,03	0,492	0,588	88,28	72,82	69,59	1,03
B_s	0 0 1	22,51	57,87	12,20	0,240	0,627	80,66	47,56	63,94	12,20
C_s	0 1 1	30,41	51,60	87,96	0,178	0,303	77,04	40,48	58,15	87,96
M_s	1 0 1	17,11	15,93	87,55	0,141	0,132	46,89	16,76	18,99	87,55
Y_s	1 1 0	66,36	80,71	76,37	0,382	0,177	62,26	41,02	24,64	76,37
N_s	0 0 0	0,00	0,00	0,00	0,354	0,336	0,08	0,00	0,00	0,00
W_s	1 1 1	88,60	88,60	88,60	0,333	0,333	95,41	88,60	88,60	88,60
$N1_s$	0,80	0,00	0,00	0,00	0,354	0,336	0,00	0,00	0,00	0,00
$W1_s$	1,13	100,00	100,00	100,96	0,333	0,333	100,00	100,05	99,98	99,45
$Z1_s$	0,18	17,99	17,99	17,89	0,333	0,333	49,48	18,00	17,98	17,89

DEV3L=4L

Ostw data rgb, XYZsy, and LaBCHba in the CIELAB-colour space*

Tristimulus values of black and white: Y_{Ts}=0.0, Y_{Ws}=88,6

rgb^*_s L^*_s $a^*_{ba,s}$ $B^*_{ba,s}$ $C^*_{ba,s}$ $h_{ba,s}$

R_s	1 0 0	58	106	121	61
G_s	1 0 0	90	-2	-136	136
G_s	0 1 0	90	-113	67	132
B_s	0 1 1	77	-64	-31	71
B_s	0 0 1	46	5	-82	83
M_s	1 0 1	62	58	-47	109
N_s	0 0 0	0	0	0	0
W_s	1 1 1	95	0	0	0

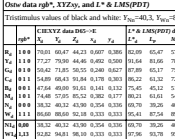

$u^* = 500\,(X/X_{ns})^{1/3} - (Y/Y_{ns})^{1/3}$ [11a]
$v^* = 200\,(Y/Y_{ns})^{1/3} - (Z/Z_{ns})^{1/3}$ [12a]
$C^*_{ab} = (u^{*2} + v^{*2})^{1/2}$ [13a]
h_{ab} = atan (v^*/u^*) [4a]

DEV3L=2N

Ostw data rgb, XYZsy, and L*ABCHAB in L*ABJND-colour space*

Tristimulus values of black and white: Y_{Ts}=0.0, Y_{Ws}=88,6

rgb^*_s L^*_s A_s B_s $C_{ab,s}$ $h_{ab,s}$

R_s	1 0 0	57	52	36	64
G_s	1 0 0	88	-21	-71	74
G_s	0 1 0	89	-45	100	152
B_s	0 1 1	77	-52	-36	64
B_s	0 0 1	46	2	-71	71
M_s	1 0 1	62	49	-45	100
N_s	0 0 0	0	0	0	0
W_s	1 1 1	95	0	0	0

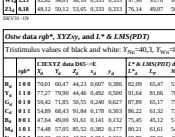

$A = 250\,(X/X_{ns} - Y/Y_{ns})$ [1b]
$B = 100\,(Y/Y_{ns} - Z/Z_{ns})$ [2b]
$C_{ab} = (A^2 + B^2)^{1/2}$ [3b]
h_{AB} = atan (B/A) [4b]

DEV3L=3N

Ostw data rgb, XYZsy, and L*ABCHJND in L*ABJND-colour space*

Tristimulus values of black and white: Y_{Ts}=0.0, Y_{Ws}=88,6

rgb^*_s L^*_s $A_{J,s}$ $B_{J,s}$ $C_{abJ,s}$ $h_{abJ,s}$

R_s	1 0 0	57	55	39	68
G_s	1 0 0	88	77	80	76
G_s	0 1 0	89	-63	89	152
B_s	0 1 1	77	-53	-39	68
B_s	0 0 1	46	2	-76	76
M_s	1 0 1	62	61	-49	79
N_s	0 0 0	0	0	0	0
W_s	1 1 1	95	0	0	0

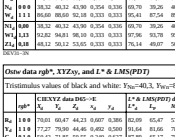

$a = a_{ab}\,(x - x_s)/y$
$b = a_{ab}\,(x' - x_s)/y'$
$a_{ab} = L_s\,b_{ab} = -0.4$
$c = 0.116\,L_s + 0.000$
$A_J = 2.5\,(a_s - a_{ab})$ [1c]
$B_J = 2.5\,(b_s - b_{ab})$ [2c]
$C_{abJ} = (A_J^2 + B_J^2)^{1/2}$ [3c]
h_{abJ} = atan (B_J/A_J) [4c]

DEV3L=4N

Ostw data rgb, XYZsy, and L* & LMS(PDT)*

Tristimulous values of black and white: Y_{Ts}=0.0, Y_{Ws}=88,6

		CIEXYZ data D65->E				L* & LMS(PDT) data			
	rgb*	X_s	Y_s	Z_s	x_s	y_s	L^*	L_{PT}	M_{PT}	S_{PT}
R_s	1 0 0	58,16	36,99	6,61	0,687	0,386	67,26	48,10	38,43	6,61
G_s	0 1 0	71,47	72,65	1,03	0,492	0,588	88,28	72,82	69,59	1,03
B_s	0 0 1	22,51	57,87	12,20	0,240	0,627	80,66	47,56	63,94	12,20
C_s	0 1 1	30,41	51,60	87,96	0,178	0,303	77,04	40,48	58,15	87,96
M_s	1 0 1	17,11	15,93	87,55	0,141	0,132	46,89	16,76	18,99	87,55
Y_s	1 1 0	66,36	80,71	76,37	0,382	0,177	62,26	41,02	24,64	76,37
N_s	0 0 0	0,00	0,00	0,00	0,354	0,336	0,08	0,00	0,00	0,00
W_s	1 1 1	88,60	88,60	88,60	0,333	0,333	95,41	88,60	88,60	88,60
$N1_s$	0,80	0,00	0,00	0,00	0,354	0,336	0,00	0,00	0,00	0,00
$W1_s$	1,13	100,00	100,00	100,96	0,333	0,333	100,00	100,05	99,98	99,45
$Z1_s$	0,18	17,99	17,99	17,89	0,333	0,333	49,48	18,00	17,98	17,89

DEV3L=5N

Ostw data rgb, XYZsy, and L*ABCHAB in L*ABJND-colour space*

Tristimulus values of black and white: Y_{Ts}=0.0, Y_{Ws}=88,6

rgb^*_s L^*_s A_s B_s $C_{ab,s}$ $h_{ab,s}$

R_s	1 0 0	57	51	34	64
G_s	1 0 0	88	62	65	73
G_s	0 1 0	91	-63	39	73
B_s	0 1 1	77	-55	-34	69
B_s	0 0 1	46	-18	-62	65
M_s	1 0 1	62	61	-39	73
N_s	0 0 0	0	0	0	0
W_s	1 1 1	95	0	0	0

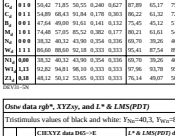

$a = a_{ab}\,(x - x_s)/y$
$b = a_{ab}\,(x' - x_s)/y'$
$a_{ab} = L_s\,b_{ab} = -0.4$
$c = 0.116\,L_s + 0.000$
$A_2 = 2.5\,(a_s - a_{ab})$ [1d]
$B_2 = 2.5\,(b_s - b_{ab})$ [2d]
$C_{ab} = (A_2^2 + B_2^2)^{1/2}$ [3d]
h_{AB} = atan (B_2/A_2) [4d]

DEV3L=6N

Ostw data rgb, XYZsy, and L* & LMS(PDT)*

Tristimulous values of black and white: Y_{Ts}=0.0, Y_{Ws}=88,6

		CIEXYZ data D65->E				L* & LMS(PDT) data			
	rgb*	X_s	Y_s	Z_s	x_s	y_s	L^*	L_{PT}	M_{PT}	S_{PT}
R_s	1 0 0	58,16	36,99	6,61	0,687	0,386	67,26	48,10	38,43	6,61
G_s	0 1 0	71,47	72,65	1,03	0,492	0,588	88,28	72,82	69,59	1,03
B_s	0 0 1	22,51	57,87	12,20	0,240	0,627	80,66	47,56	63,94	12,20
C_s	0 1 1	30,41	51,60	87,96	0,178	0,303	77,04	40,48	58,15	87,96
M_s	1 0 1	17,11	15,93	87,55	0,141	0,132	46,89	16,76	18,99	87,55
Y_s	1 1 0	66,36	80,71	76,37	0,382	0,177	62,26	41,02	24,64	76,37
N_s	0 0 0	0,00	0,00	0,00	0,354	0,336	0,08	0,00	0,00	0,00
W_s	1 1 1	88,60	88,60	88,60	0,333	0,333	95,41	88,60	88,60	88,60
$N1_s$	0,80	0,00	0,00	0,00	0,354	0,336	0,00	0,00	0,00	0,00
$W1_s$	1,13	100,00	100,00	100,96	0,333	0,333	100,00	100,05	99,98	99,45
$Z1_s$	0,18	17,99	17,99	17,89	0,333	0,333	49,48	18,00	17,98	17,89

DEV3L=7N

Ostw data rgb, XYZsy, and L*ABCHABJ in L*ABJND-colour space*

Tristimulus values of black and white: Y_{Ts}=0.0, Y_{Ws}=88,6

rgb^*_s L^*_s $A_{J,s}$ $B_{J,s}$ $C_{abJ,s}$ $h_{abJ,s}$

R_s	1 0 0	57	51	34	64
G_s	1 0 0	88	62	65	73
G_s	0 1 0	91	-63	39	73
B_s	0 1 1	77	-55	-34	69
B_s	0 0 1	46	-18	-62	65
M_s	1 0 1	62	61	-39	73
N_s	0 0 0	0	0	0	0
W_s	1 1 1	95	0	0	0

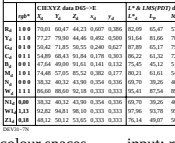

$a = a_{ab}\,(x - x_s)/y$
$b = a_{ab}\,(x' - x_s)/y'$
$a_{ab} = L_s\,b_{ab} = -0.4$
$c = 0.116\,L_s + 0.000$
$A_2 = 2.5\,(a_s - a_{ab})$ [1d]
$B_2 = 2.5\,(b_s - b_{ab})$ [2d]
$C_{abJ} = (A_2^2 + B_2^2)^{1/2}$ [3d]
$h_{abJ} = \text{atan}\,(B_2/A_2)$ [4d]

DEV3L=8N

TUB-test chart DEV3; Affine colour metric for four colour spaces input: *rgb/cmy0 (No 1MR)*
Ostw data rgb, XYZ, and LPMDST*, reflection Y_N=0 & Y_{Ns}=40,32, Y_W=88,6, adaptation Y_{Wa}=88,6.