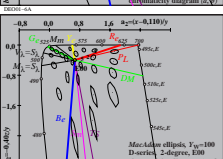
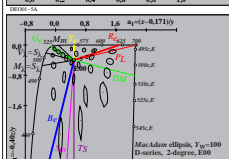
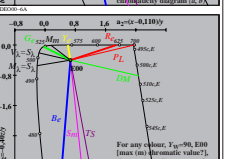
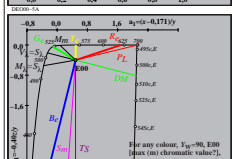
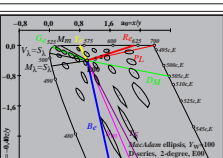
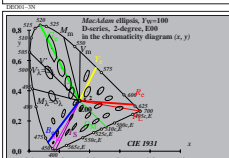
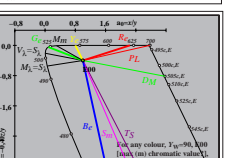
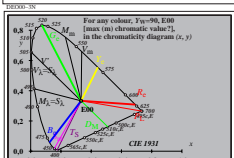
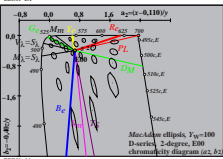
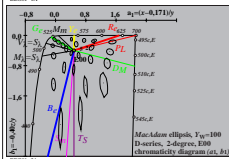
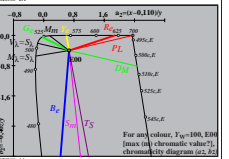
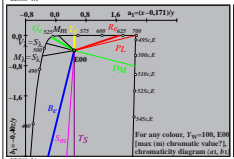
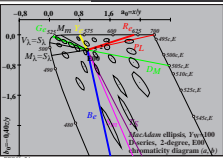
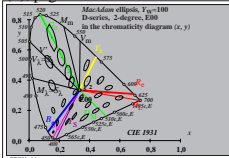
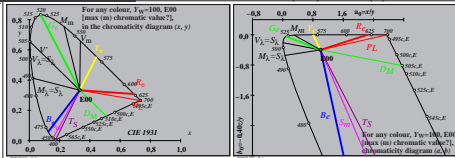


see similar files: <http://farbe.li.tu-berlin.de/DEO0/DEO0.LONI.TXT>  
 technical information: <http://farbe.li.tu-berlin.de> or <http://color.li.tu-berlin.de>

TUB registration: 20230201-DEO0/DEO0.LONI.TXT /PS  
 application for measurement of display output, no separation

TUB material code=thadta



TUB-test chart DEO0; 2 degree observer; Illuminant E00, chromaticity and chromatic value diagrams  
 MacAdam ellipsis, tristimulus value  $Y_{\text{sample}}=Y_w$ , two times larger compared to the white surround w