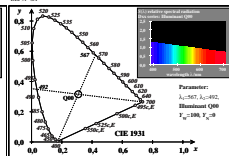
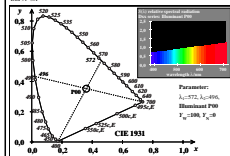
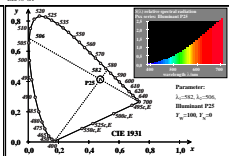
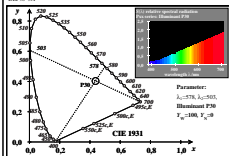
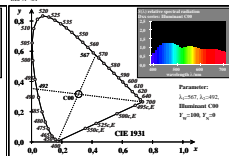
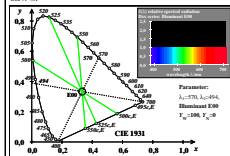
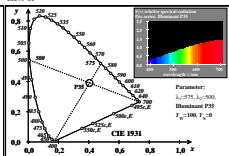
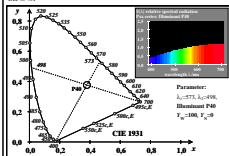
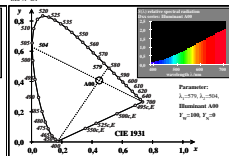
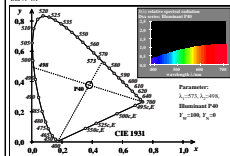
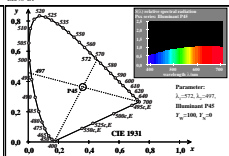
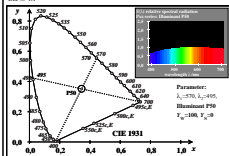
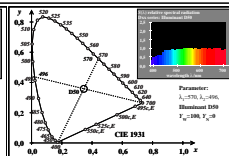
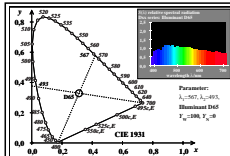
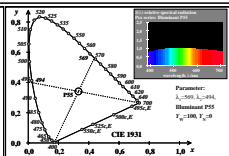
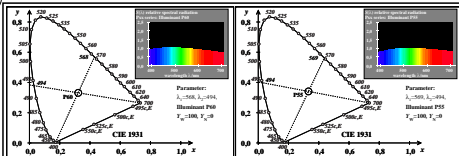


see similar files: <http://farbe.li.tu-berlin.de/DEF9/DEF9.HTM>
 technical information: <http://farbe.li.tu-berlin.de> or <http://color.li.tu-berlin.de>



TUB-test chart DEF9; 6 *Ostwald* optimal colours for 8 illuminants Pxx (left) and Dxx (right)
 CIE-02, chromaticity diagram (x, y)400,700, lines separate the wavelength ranges of *Ostwald* colours

TUB registration: 20220301-DEF9/DEF9L0N1.TXT /PS
 application for evaluation and measurement of display or print output

TUB material: code=thadta