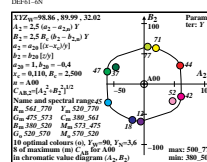
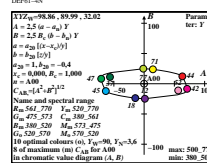
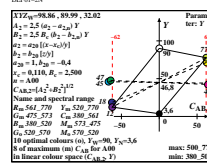
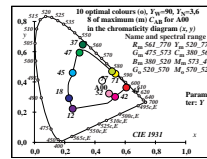
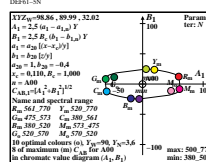
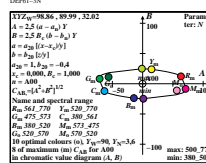
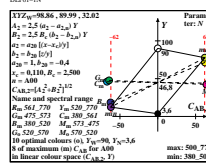
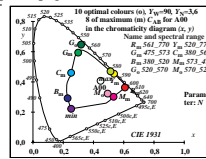


Oswald optimal colours (o), maximum (m) C_{AB} for A00, $Y_N=3.6$, $Y_W=90$, $Y_M=520/770$

λ_1	λ_2	λ_3	X	Y	Z	x	y	z	h_{xy}	h_d	h_a	h_c	h_e	Code	
1	405	34	574	25.18	45.93	28.58	0.2525	0.4606	0.2867	164.7	18	494	39	599	Cm
6	435	34	574	24.61	46.09	29.91	0.2573	0.482	0.2605	158.5	19	496	42	612	G
9	450	34	574	23.82	46.35	29.28	0.2662	0.5181	0.2165	148.5	20	501	41	501e	C
12	460	35	575	22.49	46.0	12.62	0.2773	0.567	0.1555	136.8	21	508	-1	508e	C
13	465	35	575	22.57	46.26	10.51	0.2844	0.583	0.1325	132.8	22	512	-1	512e	C
13	470	35	576	23.2	46.86	10.52	0.2879	0.5815	0.1305	132.5	22	513	-1	513e	C
14	475	35	577	23.93	47.65	8.67	0.2982	0.5937	0.108	128.7	23	519	-1	519e	Gm
16	480	35	579	25.22	48.7	5.84	0.3162	0.6105	0.0732	122.8	26	533	-1	533e	C
17	485	36	582	27.48	50.33	4.82	0.3325	0.609	0.0584	119.6	28	540	-1	540e	C
18	490	37	588	32.57	53.85	4.01	0.3601	0.5954	0.0444	114.9	29	548	-1	548e	C
19	495	40	601	44.98	61.06	3.37	0.411	0.558	0.0308	103.5	31	559	-1	559e	C
20	500	-1	500e	84.79	77.63	2.84	0.513	0.4697	0.0172	43.5	35	576	13	469	max
21	510	-1	510e	80.77	76.57	2.41	0.5176	0.4675	0.0147	40.5	35	576	14	472	C
24	520	-1	520e	84.38	71.52	1.66	0.5355	0.4539	0.0105	27.8	35	579	16	480	Ym
26	530	-1	530e	83.42	66.62	1.42	0.5507	0.4398	0.0094	17.4	36	582	16	484	A
28	540	-1	540e	81.6	60.72	1.29	0.5681	0.4227	0.009	7.2	37	585	17	487	A
28	545	-1	544e	81.6	60.72	1.29	0.5681	0.4227	0.009	7.2	37	585	17	487	A
29	550	-1	549e	80.3	57.48	1.26	0.5775	0.4134	0.009	2.6	37	586	17	489	A
31	555	-1	555e	76.72	50.54	1.21	0.5971	0.3933	0.0094	354.6	38	590	18	491	A
32	560	-1	560e	74.39	46.93	1.2	0.6071	0.383	0.0098	351.3	38	593	18	492	A
34	574	1	405	73.68	44.06	3.43	0.6079	0.3636	0.0283	344.7	39	599	18	494	Rm
34	574	6	435	74.25	43.9	7.11	0.5927	0.3504	0.0567	338.4	42	612	19	496	G
34	574	9	450	75.04	43.64	12.73	0.5709	0.332	0.0969	328.6	-1	501e	20	501	G
35	575	12	460	76.36	43.99	19.4	0.5463	0.3147	0.1388	316.8	-1	508e	21	508	C
35	575	13	465	76.28	43.73	21.5	0.539	0.3089	0.1519	312.9	-1	512e	22	512	C
35	576	13	470	75.66	43.13	21.5	0.5392	0.3074	0.1532	312.5	-1	513e	22	513	C
35	577	14	475	74.92	42.34	23.35	0.5328	0.3011	0.166	308.7	-1	519e	23	519	Mm
35	579	16	480	73.63	41.29	26.18	0.5218	0.2926	0.1855	302.9	-1	533e	26	533	C
36	582	17	485	71.38	39.66	27.19	0.5163	0.2869	0.1967	299.7	-1	540e	28	540	A
37	588	18	490	66.28	36.14	28.0	0.5081	0.277	0.2147	294.9	-1	548e	29	548	A
40	601	19	495	53.88	28.93	28.64	0.4833	0.2595	0.257	283.6	-1	559e	31	559	A
-1	500e	20	500	14.07	12.36	19.17	0.253	0.2222	0.5246	223.5	13	469	35	576	min
-1	509e	21	510	14.08	13.42	29.6	0.2466	0.235	0.5183	220.6	14	472	35	576	C
-1	520e	24	520	14.48	18.47	30.3	0.2287	0.2918	0.4794	207.8	16	480	35	579	Bm
-1	530e	26	530	15.44	23.37	30.59	0.2224	0.3367	0.4407	197.4	16	484	36	582	C
-1	540e	28	540	17.25	29.27	30.72	0.2233	0.3789	0.3977	187.2	17	487	37	585	A
-1	544e	28	545	17.25	29.27	30.72	0.2233	0.3789	0.3977	187.2	17	487	37	585	A
-1	549e	29	550	18.56	32.51	30.76	0.2267	0.3973	0.3758	182.6	17	489	37	586	A
-1	555e	31	555	22.13	39.45	30.8	0.2395	0.4269	0.3334	174.6	18	491	38	590	A
-1	560e	32	560	24.47	43.06	30.81	0.2488	0.4378	0.3133	171.2	18	492	38	593	A
W0	380	770	98.86	89.99	32.02	0.4475	0.4074	0.1449	0						
N0	380	770	3.95	3.59	1.28	0.4475	0.4074	0.1449	0						



see similar files: http://farbe.li.tu-berlin.de/DEF6/DEF6L0N1.TXT /PS; only vector graphic VG; start output
 technical information: http://farbe.li.tu-berlin.de/ or http://color.li.tu-berlin.de

TUB registration: 2022.11.01-DEF6/DEF6L0N1.TXT /PS
 application for evaluation and measurement of display or print output
 TUB material code=mathta