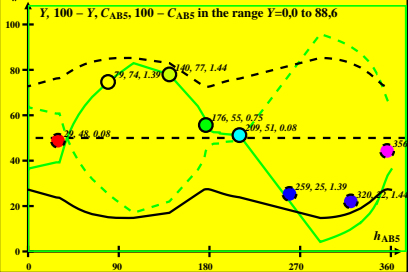


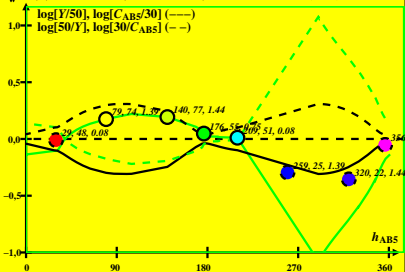
**CIE-D50 data of *Ostwald* colours of maximum chromatic value  $C_{AB}$**   
 $Y_w=88,6$ ,  $Y_m=520\_770$ ,  $B_m=380\_520$ , and 1-minus data ( - - )



DE671-1 A\_1

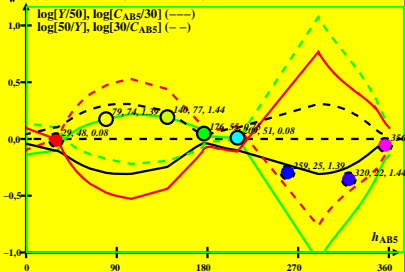
DE670-7R-R

CIE-D50 data of *Ostwald* colours of maximum chromatic value  $C_{AB}$   
 $Y_w=88,6$ ,  $Y_m=520,770$ ,  $B_m=380,520$ , and 1-minus data ( - - )



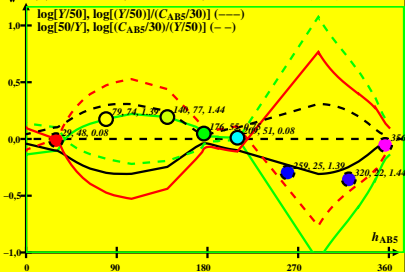
DE671-2A\_1

CIE-D50 data of *Ostwald* colours of maximum chromatic value  $C_{AB}$   
 $Y_w=88,6$ ,  $Y_m=520,770$ ,  $B_m=380,520$ , and 1-minus data ( - - )



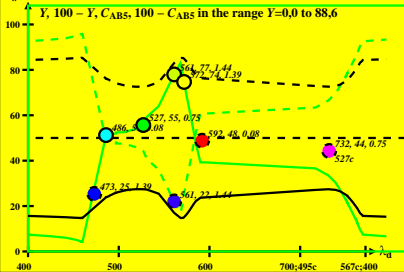
DE671-3A\_1

CIE-D50 data of *Ostwald* colours of maximum chromatic value  $C_{AB}$   
 $Y_w=88,6$ ,  $Y_m=520,770$ ,  $B_m=380,520$ , and 1-minus data ( - - )

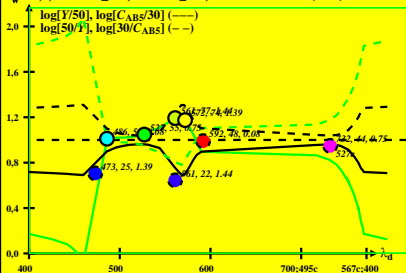


DE671-4A\_1

CIE-D50 data of *Ostwald* colours of maximum chromatic value  $C_{AB}$   
 $Y_w=88,6$ ,  $Y_m=520\_770$ ,  $B_m=380\_520$ , and 1-minus data ( - - )

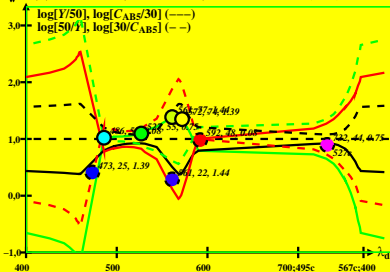


CIE-D50 data of *Ostwald* colours of maximum chromatic value  $C_{AB}$   
 $Y_w=88,6$ ,  $Y_m=520\_770$ ,  $B_m=380\_520$ , and 1-minus data ( - - )



DE671-6A\_1

CIE-D50 data of *Ostwald* colours of maximum chromatic value  $C_{AB}$   
 $Y_w=88,6$ ,  $Y_m=520,770$ ,  $B_m=380,520$ , and 1-minus data ( - - )



DE671-7A\_1

CIE-D50 data of *Ostwald* colours of maximum chromatic value  $C_{AB}$   
 $Y_w=88,6$ ,  $Y_m=520,770$ ,  $B_m=380,520$ , and 1-minus data ( - - )

