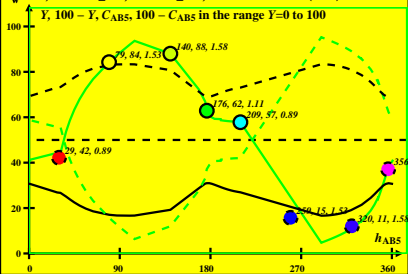


CIE-D50 data of *Ostwald* colours of maximum chromatic value C_{AB}
 $Y_w=100$, $Y_m=520_770$, $B_m=380_520$, and 1-minus data (- -)

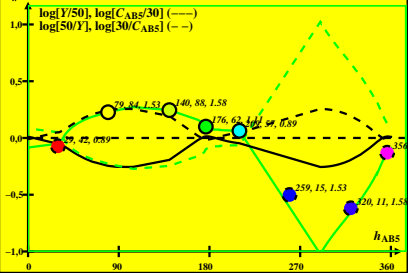
Y , $100 - Y$, C_{AB5} , $100 - C_{AB5}$ in the range $Y=0$ to 100



DE670-1 A_1

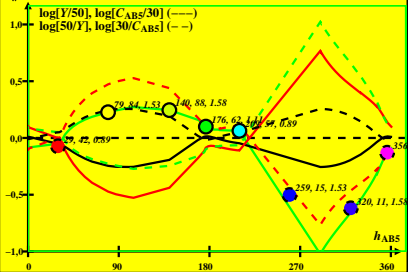
DE670-3A-R

CIE-D50 data of *Ostwald* colours of maximum chromatic value C_{AB}
 $Y_w=100$, $Y_m=520_770$, $B_m=380_520$, and 1-minus data (- -)



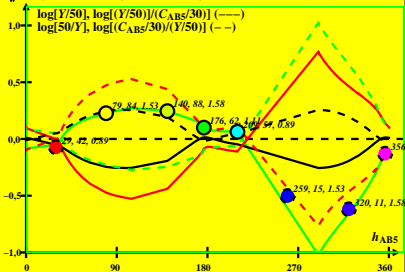
DE670-2A_1

CIE-D50 data of *Ostwald* colours of maximum chromatic value C_{AB}
 $Y_w=100$, $Y_m=520_770$, $B_m=380_520$, and 1-minus data (- -)



DE670-3A_1

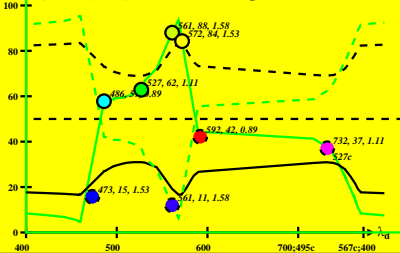
CIE-D50 data of *Ostwald* colours of maximum chromatic value C_{AB}
 $Y_w=100$, $Y_m=520_770$, $B_m=380_520$, and 1-minus data (- -)



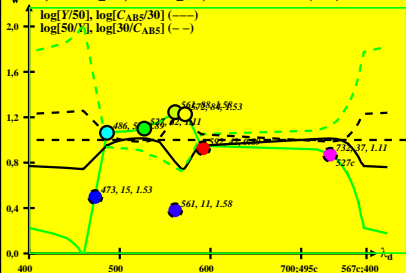
DE670-4A_1

CIE-D50 data of *Ostwald* colours of maximum chromatic value C_{AB}
 $Y_w=100$, $Y_m=520_770$, $B_m=380_520$, and 1-minus data (- -)

Y , $100 - Y$, C_{AB5} , $100 - C_{AB5}$ in the range $Y=0$ to 100

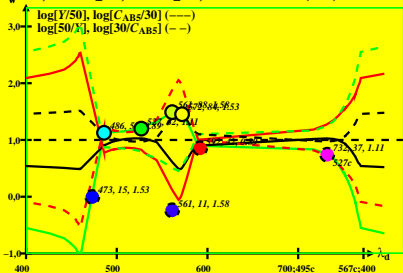


CIE-D50 data of *Ostwald* colours of maximum chromatic value C_{AB}
 $Y_w=100$, $Y_m=520_770$, $B_m=380_520$, and 1-minus data (- -)



DE670-6A_1

CIE-D50 data of *Ostwald* colours of maximum chromatic value C_{AB}
 $Y_w=100$, $Y_m=520_770$, $B_m=380_520$, and 1-minus data (- -)



DE670-7A_1

CIE-D50 data of *Ostwald* colours of maximum chromatic value C_{AB}
 $Y_w=100$, $Y_m=520_770$, $B_m=380_520$, and 1-minus data (- -)

