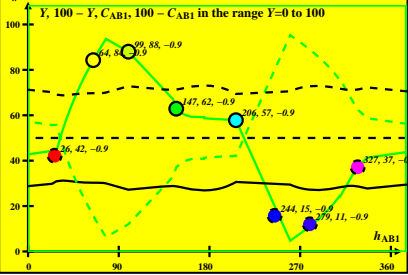


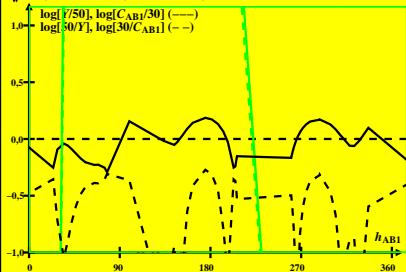
CIE-D50 data of *Ostwald* colours of maximum chromatic value C_{AB}
 $Y_w=100, Y_m=520_770, B_m=380_520$, and 1-minus data (- -)



DE620-1 A_1

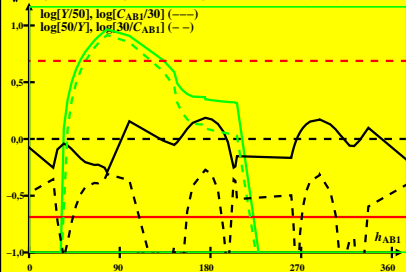
DE620-5A-R

CIE-D50 data of *Ostwald* colours of maximum chromatic value C_{AB}
 $Y_w=100$, $Y_m=520_770$, $B_m=380_520$, and 1-minus data (- -)

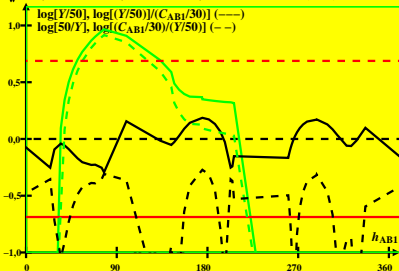


DE620-2A_1

CIE-D50 data of *Ostwald* colours of maximum chromatic value C_{AB}
 $Y_w=100$, $Y_m=520_{-770}$, $B_m=380_{-520}$, and 1-minus data (- -)



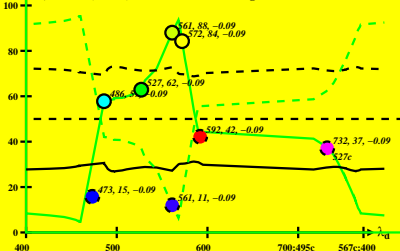
CIE-D50 data of *Ostwald* colours of maximum chromatic value C_{AB}
 $Y_w=100$, $Y_m=520_{-770}$, $B_m=380_{-520}$, and 1-minus data (- -)



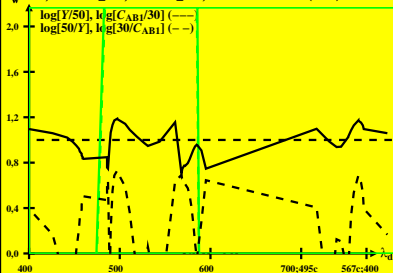
DE620-4A_1

CIE-D50 data of *Ostwald* colours of maximum chromatic value C_{AB}
 $Y_w=100$, $Y_m=520_770$, $B_m=380_520$, and 1-minus data (- -)

Y , $100 - Y$, C_{AB1} , $100 - C_{AB1}$ in the range $Y=0$ to 100

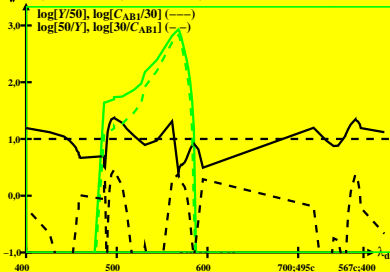


CIE-D50 data of *Ostwald* colours of maximum chromatic value C_{AB}
 $Y_w=100$, $Y_m=520_{-770}$, $B_m=380_{-520}$, and 1-minus data (- -)



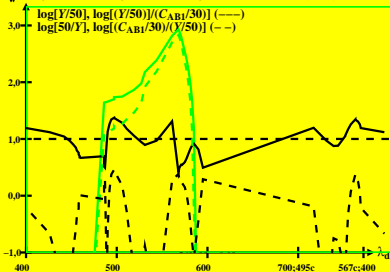
DE620-6A_1

CIE-D50 data of *Ostwald* colours of maximum chromatic value C_{AB}
 $Y_w=100$, $Y_m=520_770$, $B_m=380_520$, and 1-minus data (- -)



DE620-7A_1

CIE-D50 data of *Ostwald* colours of maximum chromatic value C_{AB}
 $Y_w=100$, $Y_m=520_770$, $B_m=380_520$, and 1-minus data (- -)



DE620-8A_1