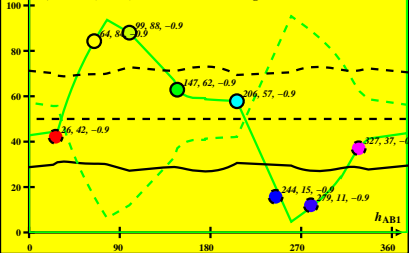


CIE-D50 data of *Ostwald* colours of maximum chromatic value  $C_{AB}$   
 $Y_w=100$ ,  $Y_m=520\_770$ ,  $B_m=380\_520$ , and 1-minus data ( - - )

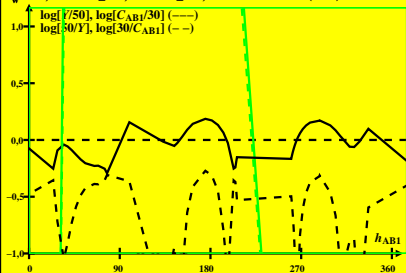
$Y, 100 - Y, C_{AB1}, 100 - C_{AB1}$  in the range  $Y=0$  to  $100$



DE620-1 A\_1

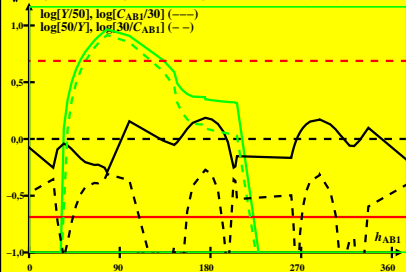
DE620-3A-R

CIE-D50 data of *Ostwald* colours of maximum chromatic value  $C_{AB}$   
 $Y_w=100$ ,  $Y_m=520\_770$ ,  $B_m=380\_520$ , and 1-minus data ( - - )

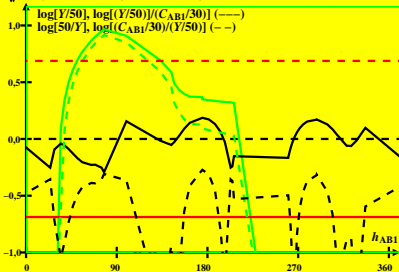


DE620-2A\_1

CIE-D50 data of *Ostwald* colours of maximum chromatic value  $C_{AB}$   
 $Y_w=100$ ,  $Y_m=520\_770$ ,  $B_m=380\_520$ , and 1-minus data ( - - )

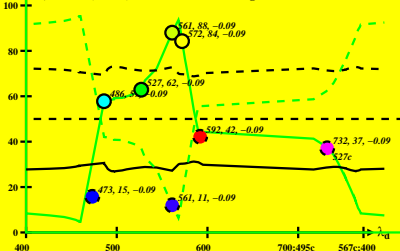


CIE-D50 data of *Ostwald* colours of maximum chromatic value  $C_{AB}$   
 $Y_w=100$ ,  $Y_m=520\_770$ ,  $B_m=380\_520$ , and 1-minus data ( - - )

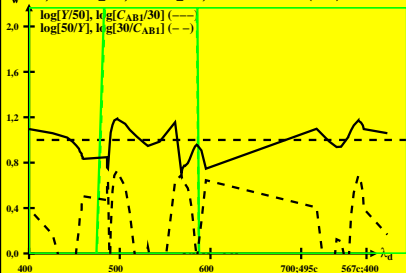


CIE-D50 data of *Ostwald* colours of maximum chromatic value  $C_{AB}$   
 $Y_w=100$ ,  $Y_m=520\_770$ ,  $B_m=380\_520$ , and 1-minus data ( - - )

$Y$ ,  $100 - Y$ ,  $C_{AB1}$ ,  $100 - C_{AB1}$  in the range  $Y=0$  to  $100$

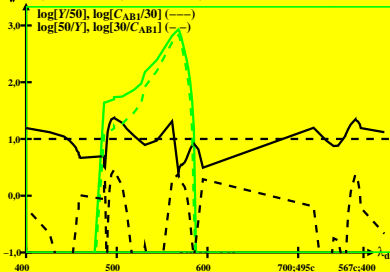


CIE-D50 data of *Ostwald* colours of maximum chromatic value  $C_{AB}$   
 $Y_w=100$ ,  $Y_m=520\_770$ ,  $B_m=380\_520$ , and 1-minus data ( - - )



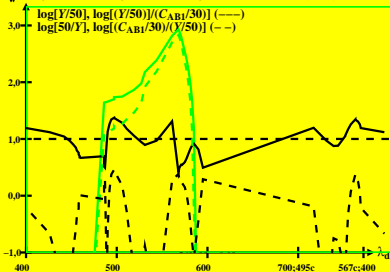
DE620-6A\_1

CIE-D50 data of *Ostwald* colours of maximum chromatic value  $C_{AB}$   
 $Y_w=100$ ,  $Y_m=520\_770$ ,  $B_m=380\_520$ , and 1-minus data ( - - )



DE620-7A\_1

CIE-D50 data of *Ostwald* colours of maximum chromatic value  $C_{AB}$   
 $Y_w=100$ ,  $Y_m=520\_770$ ,  $B_m=380\_520$ , and 1-minus data ( - - )



DE620-8A\_1