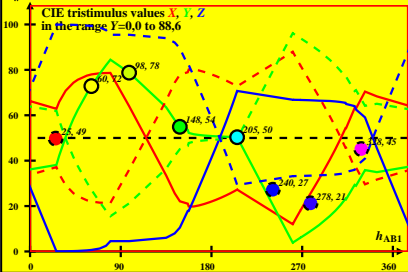


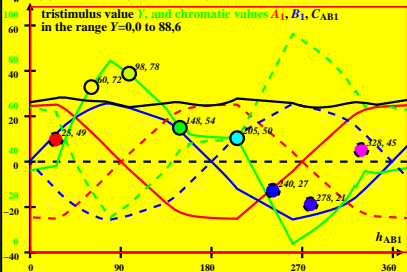
CIE-P00 data of *Ostwald* colours of maximum chromatic value C_{AB}
 $Y_w=88,6$, $Y_m=520_770$, $B_m=380_520$, and 1-minus data (- -)



DE291-1 A_1

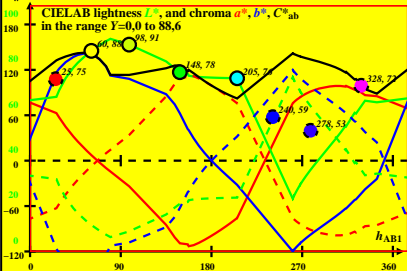
DE291-7A

CIE-P00 data of *Ostwald* colours of maximum chromatic value C_{AB}
 $Y_w=88,6$, $Y_m=520_770$, $B_m=380_520$, and 1-minus data (- -)

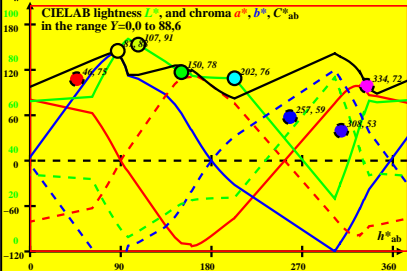


DE291-2A_1

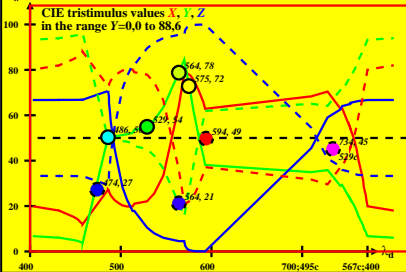
CIE-P00 data of *Ostwald* colours of maximum chromatic value C_{AB}
 $Y_w=88,6$, $Y_m=520_770$, $B_m=380_520$, and 1-minus data (- -)



CIE-P00 data of *Ostwald* colours of maximum chromatic value C_{AB}
 $Y_w=88,6$, $Y_m=520_770$, $B_m=380_520$, and 1-minus data (- -)

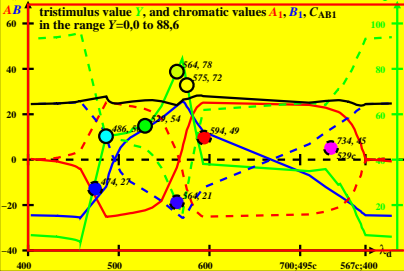


CIE-P00 data of *Ostwald* colours of maximum chromatic value C_{AB}
 $Y_w=88,6$, $Y_m=520_770$, $B_m=380_520$, and 1-minus data (- -)



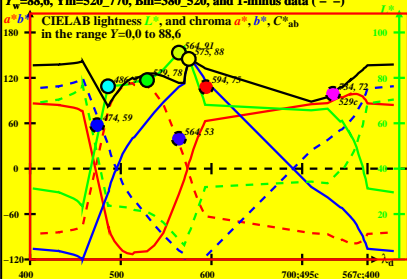
DE291-5A_1

CIE-P00 data of *Ostwald* colours of maximum chromatic value C_{AB}
 $Y_w=88,6$, $Y_m=520_770$, $B_m=380_520$, and 1-minus data (- -)



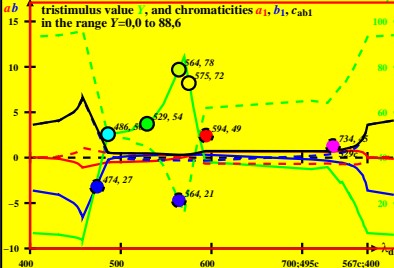
CIE-P00 data of *Ostwald* colours of maximum chromatic value C_{AB}
 $Y_w=88,6$, $Y_m=520_770$, $B_m=380_520$, and 1-minus data (- -)

a^*b^* CIELAB lightness L^* , and chroma a^* , b^* , C^*_{ab}
 in the range $Y=0,0$ to $88,6$



DE291-7A_1

CIE-P00 data of *Ostwald* colours of maximum chromatic value C_{AB}
 $Y_w=88,6$, $Y_m=520_770$, $B_m=380_520$, and 1-minus data (- -)



DE291-8A_1