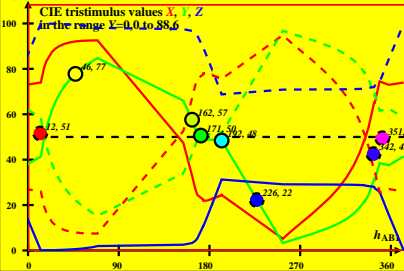


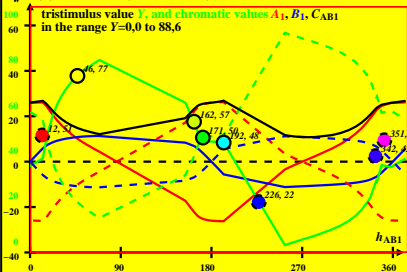
CIE-A00 data of *Ostwald* colours of maximum chromatic value  $C_{AB}$   
 $Y_w=88.6$ ,  $Y_m=520.770$ ,  $B_m=380.520$ , and 1-minus data ( - - )



DE291-1 A\_1

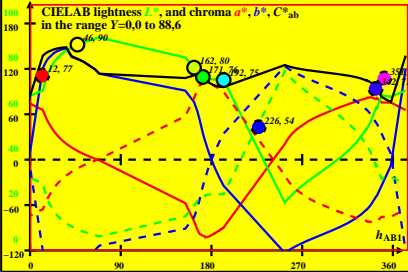
DE291-4A

CIE-A00 data of *Ostwald* colours of maximum chromatic value  $C_{AB}$   
 $Y_w=88,6$ ,  $Y_m=520\_770$ ,  $B_m=380\_520$ , and 1-minus data ( - - )



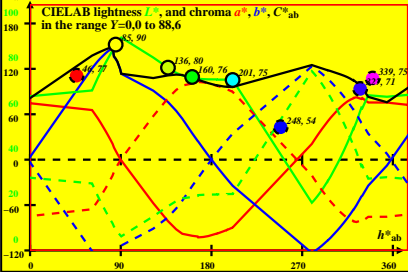
DE291-2A\_1

CIE-A00 data of *Ostwald* colours of maximum chromatic value  $C_{AB}$   
 $Y_w=88,6$ ,  $Y_m=520\_770$ ,  $B_m=380\_520$ , and 1-minus data ( - - )

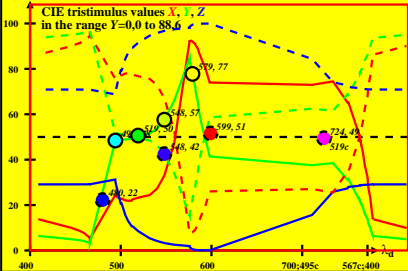


DE291-3A\_1

CIE-A00 data of *Ostwald* colours of maximum chromatic value  $C_{AB}$   
 $Y_w=88,6$ ,  $Y_m=520\_770$ ,  $B_m=380\_520$ , and 1-minus data ( - - )

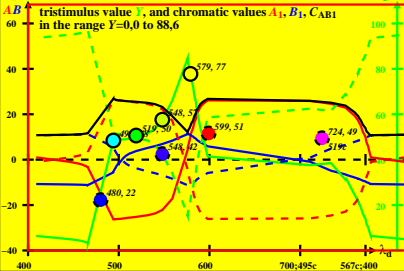


CIE-A00 data of *Ostwald* colours of maximum chromatic value  $C_{AB}$   
 $Y_w=88,6$ ,  $Y_m=520\_770$ ,  $B_m=380\_520$ , and 1-minus data ( - - )



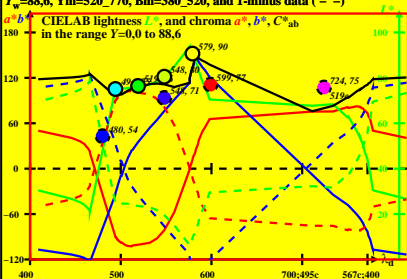
DE291-5A\_1

CIE-A00 data of *Ostwald* colours of maximum chromatic value  $C_{AB}$   
 $Y_w=88,6$ ,  $Y_m=520\_770$ ,  $B_m=380\_520$ , and 1-minus data ( - - )



CIE-A00 data of *Ostwald* colours of maximum chromatic value  $C_{AB}$   
 $Y_w=88,6$ ,  $Y_m=520\_770$ ,  $B_m=380\_520$ , and 1-minus data ( - - )

$a^*b^*$  CIELAB lightness  $L^*$ , and chroma  $a^*$ ,  $b^*$ ,  $C^*_{ab}$   
 in the range  $Y=0,0$  to  $88,6$



CIE-A00 data of *Ostwald* colours of maximum chromatic value  $C_{AB}$   
 $Y_w=88,6$ ,  $Y_m=520\_770$ ,  $B_m=380\_520$ , and 1-minus data ( - - )

