Siehe ähnliche Dateien: http://farbe.li.tu-berlin.de/CGX0/CGX0.HTM
Technische Information: http://farbe.li.tu-berlin.de oder http://130.149.60.45/~farbmetrik

***Ostwald*-Optimalfarben (o), maximales (m) C_{AB} für D65, Y_N=0, Y_W=100, Y_m=520_770**

i_1, λ_1	i_2, λ_2	*X*	*Y*	*Z*	*x*	*y*	*z*	h_{KY}	i_d, λ_d	i_c, λ_c	Code
0	405	32 561	31.49	53.78	97.34	0.1724	0.2945	0.533	193.8	16 483	37 589 Cm
6	435	32 562	28.55	54.39	80.58	0.1746	0.3326	0.4927	178.5	17 486	42 610
10	450	32 563	23.35	55.1	49.17	0.1829	0.4317	0.3852	141.6	19 496	−1 496c
12	460	33 565	21.28	55.49	33.31	0.1933	0.504	0.3026	124.2	21 505	−1 505c
12	465	33 567	22.36	56.83	33.32	0.1987	0.5051	0.2961	122.8	21 506	−1 506c
14	470	33 569	22.16	58.03	21.18	0.2186	0.5724	0.2089	111.1	24 520	−1 520c Gm
15	475	34 573	24.05	60.12	16.8	0.2382	0.5953	0.1664	105.6	25 528	−1 528c
16	480	36 580	28.23	63.83	13.47	0.2674	0.6048	0.1276	99.2	27 537	−1 537c
17	485	39 595	39.58	71.51	11.03	0.3241	0.5855	0.0903	87.4	29 548	−1 548c
18	490	−1 490c	70.02	84.64	9.22	0.4272	0.5164	0.0562	58.5	33 565	11 459 max
19	495	−1 495c	69.98	83.35	7.82	0.4342	0.5171	0.0485	57.1	33 566	12 462
20	500	−1 500c	69.96	81.72	6.74	0.4416	0.5158	0.0425	55.3	33 567	12 464
22	510	−1 510c	69.85	77.28	5.33	0.4581	0.5068	0.035	50.6	33 569	13 469
23	520	−1 519c	69.66	74.43	4.92	0.4674	0.4995	0.033	47.7	34 570	14 471 Ym
25	530	−1 529c	68.68	67.57	4.41	0.4882	0.4803	0.0314	40.7	34 573	15 475
27	540	−1 539c	66.72	59.67	4.15	0.511	0.4571	0.0318	32.8	35 577	15 478
28	545	−1 544c	65.33	55.55	4.08	0.5228	0.4445	0.0326	28.7	35 579	15 479
29	550	−1 549c	63.64	51.35	4.03	0.5347	0.4313	0.0338	24.7	36 582	16 480
30	555	−1 554c	61.66	47.14	4.0	0.5465	0.4179	0.0354	20.8	36 584	16 481
32	560	−1 560c	56.8	39.03	3.96	0.5691	0.391	0.0397	13.6	37 589	16 483
32	561	0 405	63.55	46.21	11.54	0.5238	0.3809	0.0951	13.8	37 589	16 483 Rm
32	562	6 435	66.48	45.6	28.3	0.4735	0.3248	0.2016	358.5	42 610	17 486
32	563	10 450	71.69	44.89	59.71	0.4066	0.2546	0.3387	321.6	−1 496c	19 496
33	565	12 460	73.75	44.5	75.57	0.3805	0.2295	0.3898	304.3	−1 505c	21 505
33	567	12 465	72.68	43.16	75.56	0.3797	0.2254	0.3947	302.9	−1 506c	21 506
33	569	14 470	72.87	41.96	87.7	0.3598	0.2071	0.433	291.1	−1 520c	24 520 Mm
34	573	15 475	70.98	39.87	92.08	0.3497	0.1964	0.4537	285.6	−1 528c	25 528
36	580	16 480	66.81	36.16	95.41	0.3367	0.1822	0.4809	279.3	−1 537c	27 537
39	595	17 485	55.46	28.48	97.85	0.305	0.1567	0.5382	267.4	−1 548c	29 548
−1 490c	18 490	25.01	15.35	99.66	0.1786	0.1096	0.7117	238.5	11 459	33 565	min
−1 495c	19 495	25.05	16.64	101.06	0.1755	0.1166	0.7078	237.1	12 462	33 566	
−1 500c	20 500	25.07	18.27	102.14	0.1723	0.1256	0.702	235.4	12 464	33 567	
−1 510c	22 510	25.18	22.71	103.55	0.1662	0.1499	0.6837	230.7	13 469	33 569	
−1 519c	23 520	25.38	25.56	103.96	0.1638	0.165	0.6711	227.7	14 471	34 570	Bm
−1 529c	25 530	26.35	32.42	104.47	0.1614	0.1986	0.6399	220.7	15 475	34 573	
−1 539c	27 540	28.32	40.32	104.73	0.1633	0.2325	0.604	212.8	15 478	35 577	
−1 544c	28 545	29.7	44.44	104.81	0.1659	0.2483	0.5856	208.8	15 479	35 579	
−1 549c	29 550	31.39	48.64	104.85	0.1697	0.2631	0.567	204.7	16 480	36 582	
−1 554c	30 555	33.38	52.85	104.88	0.1746	0.2765	0.5488	200.8	16 481	36 584	
−1 560c	32 560	38.24	60.96	104.92	0.1873	0.2986	0.5139	193.6	16 483	37 589	
W0	380	77.8	95.04	100.0	108.89	0.3127	0.329	0.3582	0.0		
N0	380	77.0	3.8	4.0	4.35	0.3127	0.329	0.3582	0.0		

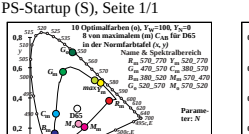

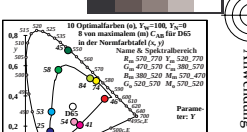

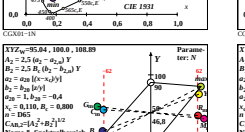



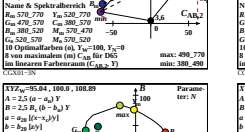

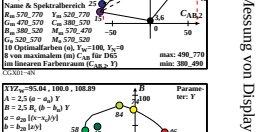

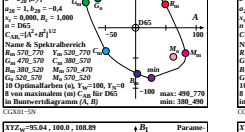

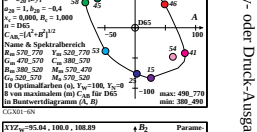

TUB-Registrierung: 20201101-CGX0/CGX0L0N1.TXT /.PS
Anwendung für Beurteilung und Messung von Display- oder Druck-Ausgabe

TUB-Material: Code=rha4ta

TUB-Prüfvorlage CGX0; Buntton kreis der *Ostwald*-Optimalfarben mit *Y*-Daten, Y_N=0,0, Y_W=100
Ostwald-Optimalfarbdaten: *XYZ* und acht verschiedene Farbdiagramme, D65-02