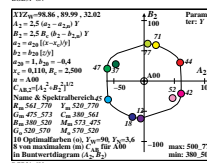
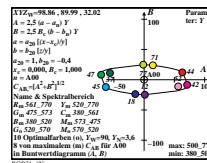
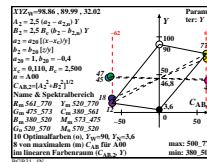
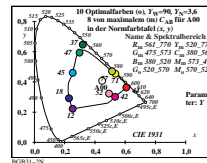
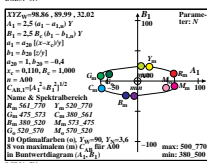
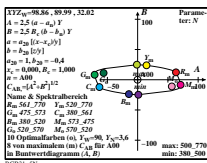
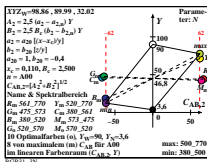
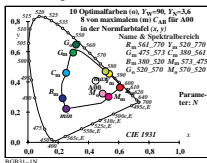


Ostwald-Optimalfarben (o), maximales (m) C_{AB} für A00, $Y_N=3,6$, $Y_W=90$, $Y_M=520,770$													
λ_1	λ_2	λ_3	X	Y	Z	x	y	z	h_{xy}	h_z	h_d	h_c	Code
1	405	34	574	25.18	45.93	28.58	0.2525	0.4606	0.2867	164.7	18	494	39 599 Cm
6	435	34	574	24.61	46.09	29.91	0.2573	0.482	0.2605	158.5	19	496	42 612
9	450	34	574	23.82	46.35	29.82	0.2662	0.5181	0.2165	148.5	20	501	-1 501c
12	460	35	575	22.49	46.0	12.62	0.2773	0.567	0.1555	136.8	21	508	-1 508c
13	465	35	575	22.57	46.26	10.51	0.2844	0.583	0.1325	132.8	22	512	-1 512c
13	470	35	576	23.2	46.86	10.52	0.2879	0.5815	0.1305	132.5	22	513	-1 513c
14	475	35	577	23.93	47.65	8.67	0.2982	0.5937	0.108	128.7	23	519	-1 519c Gm
16	480	35	579	25.22	48.7	5.84	0.3162	0.6105	0.0732	122.8	26	533	-1 533c
17	485	36	582	27.48	50.33	4.82	0.3325	0.609	0.0584	119.6	28	540	-1 540c
18	490	37	588	32.57	53.85	4.01	0.3601	0.5954	0.0444	114.9	29	548	-1 548c
19	495	40	601	44.98	61.06	3.37	0.411	0.558	0.0308	103.5	31	559	-1 559c
20	500	-1 500c	84.79	77.63	2.84	0.513	0.4697	0.0172	43.5	35	576	13 469 max	
21	510	-1 500c	84.77	76.57	2.41	0.5176	0.4675	0.0147	40.5	35	576	14 472	
24	520	-1 520c	84.38	71.52	1.66	0.5355	0.4539	0.0105	27.8	35	579	16 480 Ym	
26	530	-1 530c	83.42	66.62	1.42	0.5507	0.4398	0.0094	17.4	36	582	16 484	
28	540	-1 540c	81.6	60.72	1.29	0.5681	0.4227	0.009	7.2	37	585	17 487	
28	545	-1 544c	81.6	60.72	1.29	0.5681	0.4227	0.009	7.2	37	585	17 487	
29	550	-1 549c	80.3	57.48	1.26	0.5775	0.4134	0.009	2.6	37	586	17 489	
31	555	-1 555c	76.72	50.54	1.21	0.5971	0.3933	0.0094	354.6	38	590	18 491	
32	560	-1 560c	74.39	46.93	1.2	0.6071	0.383	0.0098	351.3	38	593	18 492	
34	574	1	405	73.68	44.06	3.43	0.6079	0.3636	0.0283	344.7	39	599	18 494 Rm
34	574	6	435	74.25	43.9	7.11	0.5927	0.3504	0.0567	338.4	42	612	19 496
34	574	9	450	75.04	43.64	12.73	0.5709	0.332	0.0969	328.6	-1	501	20 501
35	575	12	460	76.36	43.99	19.4	0.5463	0.3147	0.1388	316.8	-1	508	21 508
35	575	13	465	76.28	43.73	21.5	0.539	0.3089	0.1519	312.9	-1	512	22 512
35	576	13	470	75.66	43.15	21.5	0.5392	0.3074	0.1532	312.5	-1	513	22 513
35	577	14	475	74.92	42.34	23.35	0.5328	0.3011	0.166	308.7	-1	519	23 519 Mm
35	579	16	480	73.63	41.29	26.18	0.5218	0.2926	0.1855	302.9	-1	533	26 533
36	582	17	485	71.38	39.66	27.19	0.5163	0.2869	0.1967	299.7	-1	540	28 540
37	588	18	490	66.28	36.14	28.0	0.5081	0.277	0.2147	294.9	-1	548	29 548
40	601	19	495	53.88	28.93	28.64	0.4833	0.2595	0.257	283.6	-1	559	31 559
-1 500c	20	500	14.07	12.36	19.17	0.253	0.2222	0.5246	23.35	13	469	35 576 min	
-1 509c	21	510	14.08	13.42	29.6	0.2466	0.235	0.5183	22.06	14	472	35 576	
-1 520c	24	520	14.48	18.47	30.35	0.2287	0.2918	0.4794	207.8	16	480	35 579 Bm	
-1 530c	26	530	15.44	23.37	30.59	0.2224	0.3367	0.4407	197.4	16	484	36 582	
-1 540c	28	540	17.25	29.27	30.72	0.2233	0.3789	0.3977	187.2	17	487	37 585	
-1 544c	28	545	17.25	29.27	30.72	0.2233	0.3789	0.3977	187.2	17	487	37 585	
-1 549c	29	550	18.56	32.51	30.76	0.2267	0.3973	0.3758	182.6	17	489	37 586	
-1 555c	31	555	22.13	39.45	30.8	0.2395	0.4269	0.3334	174.6	18	491	38 590	
-1 560c	32	560	24.47	43.06	30.81	0.2488	0.4378	0.3133	171.2	18	492	38 593	
W0	380	770	98.86	89.99	32.02	0.4475	0.4074	0.1449	0				
N0	380	770	3.95	3.59	1.28	0.4475	0.4074	0.1449	0				



Siehe ähnliche Dateien: http://farbe.li.tu-berlin.de/BGB3/BGB3L0N1.TXT /PS
 Technische Information: http://farbe.li.tu-berlin.de/ oder http://color.li.tu-berlin.de

TUB-Registrierung: 20221101-BGB3/BGB3L0N1.TXT /PS
 Anwendung für Beurteilung und Messung von Display- oder Druck-Ausgabe
 TUB-Material: Code=matdata