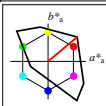


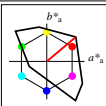
Siehe ähnliche Dateien: <http://www.ps.bam.de/YG51/>
 Technische Information: <http://www.ps.bam.de> Version 2.1, io=1.1

BAM-Registrierung: 20061101-YG51/L51G00N1.PS/TXT
 Anwendung für Beurteilung und Messung von Drucker- oder Monitorsystemen
 BAM-Material-Code=thada
 ©/CIE1 From: 1.8, Seite: 11, Seite 1
 Seite: Datei 1



TLS00

	L^*	a^*	b^*	$C^*_{ab,a}$	$h^*_{ab,a}$
OM	50.5	76.92	64.55	100.42	40
YM	92.66	-20.69	90.75	93.08	103
LM	83.63	-82.75	79.9	115.04	136
CM	86.88	-46.16	-13.55	48.12	196
VM	30.39	76.06	-103.59	128.52	306
MM	57.3	94.35	-58.41	110.97	328
NM	0.01	0.0	0.0	0.0	0
WM	95.41	0.0	0.0	0.0	0
RCIE	39.92	58.74	27.99	65.07	25
JCIE	81.26	-2.88	71.56	71.62	92
GCIE	52.23	-42.41	13.6	44.55	162
BCIE	30.57	1.41	-46.46	46.49	272

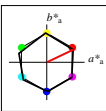


TLS00a; adaptierte CIELAB-Daten

	L^*	a^*	b^*	$C^*_{ab,a}$	$h^*_{ab,a}$
OMa	50.5	76.92	64.55	100.42	40
YMa	92.66	-20.69	90.75	93.08	103
LMa	83.63	-82.75	79.9	115.04	136
CMa	86.88	-46.16	-13.55	48.12	196
VMa	30.39	76.06	-103.59	128.52	306
MMa	57.3	94.35	-58.41	110.97	328
NMa	0.01	0.0	0.0	0.0	0
WMa	95.41	0.0	0.0	0.0	0
RCIE	39.92	58.74	27.99	65.07	25
JCIE	81.26	-2.88	71.56	71.62	92
GCIE	52.23	-42.41	13.6	44.55	162
BCIE	30.57	1.41	-46.46	46.49	272

%Umfang
 $u^*_{rel} = 158$
 %Regularität
 $g^*_{H,rel} = 20$
 $g^*_{C,rel} = 37$

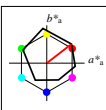
%Umfang
 $u^*_{rel} = 158$
 %Regularität
 $g^*_{H,rel} = 20$
 $g^*_{C,rel} = 37$



NRS18a; adaptierte CIELAB-Daten

	L^*	a^*	b^*	$C^*_{ab,a}$	$h^*_{ab,a}$
OMa	56.71	69.87	33.29	77.4	25
YMa	56.71	-3.1	77.34	77.4	92
LMa	56.71	-73.68	23.63	77.39	162
CMa	56.71	-61.81	-46.54	77.39	217
VMa	56.71	2.35	-77.34	77.39	272
MMa	56.71	66.07	-40.3	77.4	329
NMa	18.01	0.0	0.0	0.0	0
WMa	95.41	0.0	0.0	0.0	0
RCIE	39.92	58.74	27.99	65.07	25
JCIE	81.26	-2.88	71.56	71.62	92
GCIE	52.23	-42.41	13.6	44.55	162
BCIE	30.57	1.41	-46.46	46.49	272

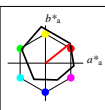
%Umfang
 $u^*_{rel} = 100$
 %Regularität
 $g^*_{H,rel} = 78$
 $g^*_{C,rel} = 100$



ORS18a; adaptierte CIELAB-Daten

	L^*	a^*	b^*	$C^*_{ab,a}$	$h^*_{ab,a}$
OMa	47.94	65.39	50.52	82.63	38
YMa	90.37	-10.26	91.75	92.32	96
LMa	50.9	-62.83	34.96	71.91	151
CMa	58.62	-30.34	-45.01	54.3	236
VMa	25.72	31.1	-44.4	54.22	305
MMa	48.13	75.28	-8.36	75.74	354
NMa	18.01	0.0	0.0	0.0	0
WMa	95.41	0.0	0.0	0.0	0
RCIE	39.92	58.66	26.98	64.57	25
JCIE	81.26	-2.16	67.76	67.79	92
GCIE	52.23	-42.25	11.76	43.87	164
BCIE	30.57	1.15	-46.84	46.86	271

%Umfang
 $u^*_{rel} = 93$
 %Regularität
 $g^*_{H,rel} = 57$
 $g^*_{C,rel} = 59$



ORS18

	L^*	a^*	b^*	$C^*_{ab,a}$	$h^*_{ab,a}$
OM	47.94	65.31	52.07	83.53	39
YM	90.37	-11.15	96.17	96.82	97
LM	50.9	-62.96	36.71	72.89	150
CM	58.62	-30.62	-42.74	52.59	234
VM	25.72	31.45	-44.35	54.38	305
MM	48.13	75.2	-6.79	75.51	355
NM	18.01	0.5	-0.46	0.69	317
WM	95.41	-0.98	4.76	4.86	102
RCIE	39.92	58.74	27.99	65.07	25
JCIE	81.26	-2.88	71.56	71.62	92
GCIE	52.23	-42.41	13.6	44.55	162
BCIE	30.57	1.41	-46.46	46.49	272

%Umfang
 $u^*_{rel} = 94$
 %Regularität
 $g^*_{H,rel} = 58$
 $g^*_{C,rel} = 54$