
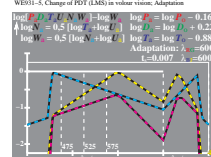
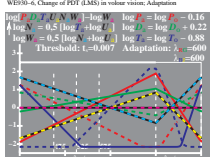
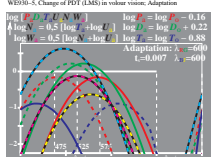
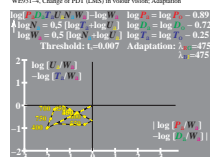
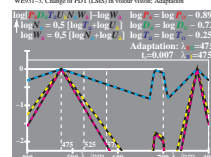
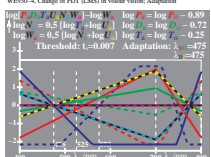
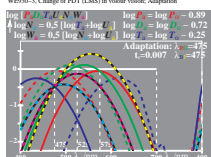
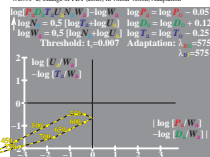
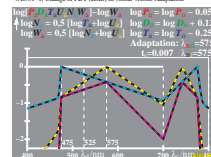
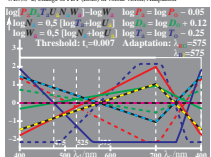
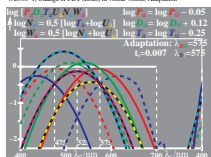
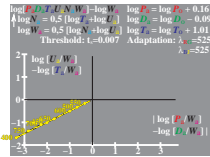
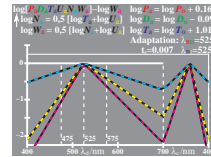
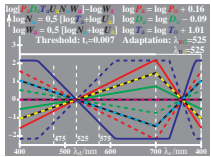
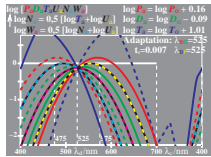


See for similar files: <http://www.ps.bam.de/WE93/>
 Technical information: <http://www.ps.bam.de>
 Version 2.1, io=1,1



BAM-test chart no. WE93; colour vision and adaptation
 Logarithmic cone sensitivity and ratios or differences

input: *cmY0*setzmykcolor*
 output: *no change compared to input*

BAM registration: 20060601 - WE93/L93E00N1.PS/.TXT
 application for measurement of printer or monitor systems

BAM material: code=ha4ta