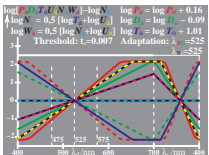
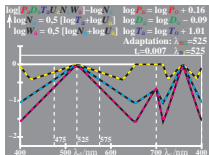


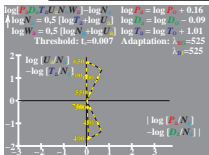
WE910-1. Change of PDT (LMS) in colour vision; Adaptation



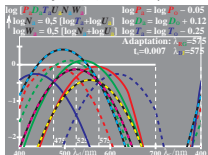
WE910-2. Change of PDT (LMS) in colour vision; Adaptation



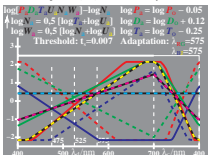
WE911-1. Change of PDT (LMS) in colour vision; Adaptation



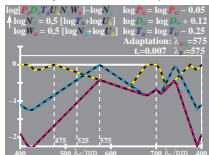
WE911-2. Change of PDT (LMS) in colour vision; Adaptation



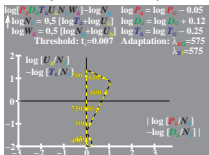
WE910-3. Change of PDT (LMS) in colour vision; Adaptation



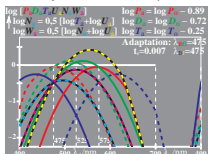
WE910-4. Change of PDT (LMS) in colour vision; Adaptation



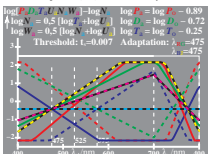
WE911-3. Change of PDT (LMS) in colour vision; Adaptation



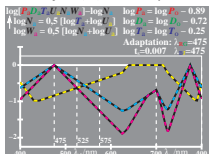
WE911-4. Change of PDT (LMS) in colour vision; Adaptation



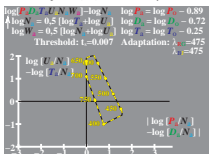
WE910-5. Change of PDT (LMS) in colour vision; Adaptation



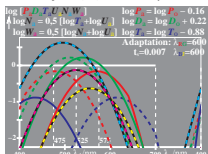
WE910-6. Change of PDT (LMS) in colour vision; Adaptation



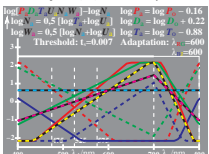
WE911-5. Change of PDT (LMS) in colour vision; Adaptation



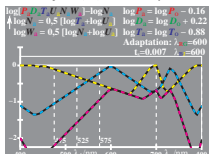
WE911-6. Change of PDT (LMS) in colour vision; Adaptation



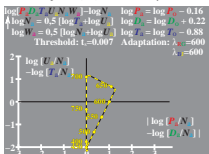
WE910-7. Change of PDT (LMS) in colour vision; Adaptation



WE910-8. Change of PDT (LMS) in colour vision; Adaptation



WE911-7. Change of PDT (LMS) in colour vision; Adaptation



WE911-8. Change of PDT (LMS) in colour vision; Adaptation

BAM-test chart no. WE91; colour vision and adaptation
 Logarithmic cone sensitivity and ratios or differences

input: cmy0* setcmkyolor
 output: no change compared to input