

Eingabe: Farbmetrisches Reflexions-System MRS18a

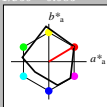
für Buntton $h^* = lab^*h = 31/360 = 0.086$

lab^*ich und lab^*nch

D65: Buntton R

LCH*Ma: 50 78 31

rgb*Ma: 1.0 0.0 0.0



MRS18a; adaptierte CIELAB-Daten

	$L^*=L^*_a$	a^*_a	b^*_a	$C^*_{ab,a}$	$h^*_{ab,a}$
RMa	49.63	66.8	40.02	77.87	31
GMa	90.7	-7.27	93.19	93.48	94
GMa	52.11	-69.93	11.26	70.85	171
G50BMa	45.03	-36.65	-27.13	45.61	217
BMa	36.65	23.26	-62.27	66.49	290
BSORMa	34.94	57.27	-43.6	71.99	323
NMa	18.01	0.0	0.0	0.0	0
WMa	95.41	0.0	0.0	0.0	0
RCIE	39.92	58.67	27.97	64.99	25
JCIE	81.26	-2.91	71.56	71.62	92
GCIE	52.23	-42.47	13.58	44.6	162
BCIE	30.57	1.33	-46.48	46.51	272

Dreiecks-Helligkeit t^*

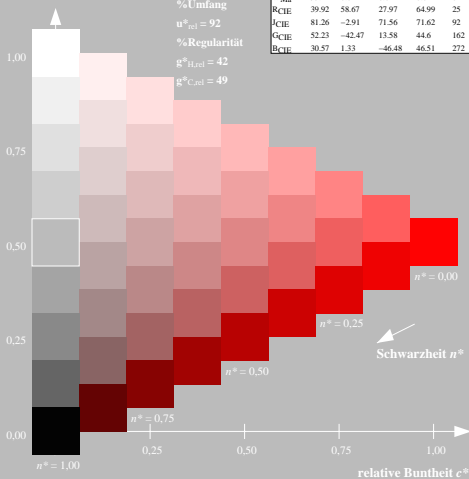
%Umfang

$u^*_{rel} = 92$

%Regularität

$g^*_{H,rel} = 42$

$g^*_{C,rel} = 49$



Ausgabe: Farbmetrisches Reflexions-System ORS18

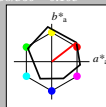
für Buntton $h^* = lab^*h = 38/360 = 0.105$

lab^*ich und lab^*nch

D65: Buntton O

LCH*Ma: 48 83 38

rgb*Ma: 1.0 0.0 0.0



ORS18; adaptierte CIELAB-Daten

	$L^*=L^*_a$	a^*_a	b^*_a	$C^*_{ab,a}$	$h^*_{ab,a}$
OMa	47.94	65.37	50.52	82.62	38
YMa	90.37	-10.27	91.77	92.34	96
LMa	50.9	-62.79	34.95	71.87	151
CMa	58.62	-30.35	-45.01	54.3	236
VMa	25.71	31.11	-44.42	54.24	305
MMa	48.13	75.27	-8.35	75.73	354
NMa	18.01	0.0	0.0	0.0	0
WMa	95.41	0.0	0.0	0.0	0
RCIE	39.92	58.66	26.98	64.56	25
JCIE	81.26	-2.17	67.76	67.79	92
GCIE	52.23	-42.26	11.75	43.87	164
BCIE	30.57	1.15	-46.84	46.87	271

Dreiecks-Helligkeit t^*

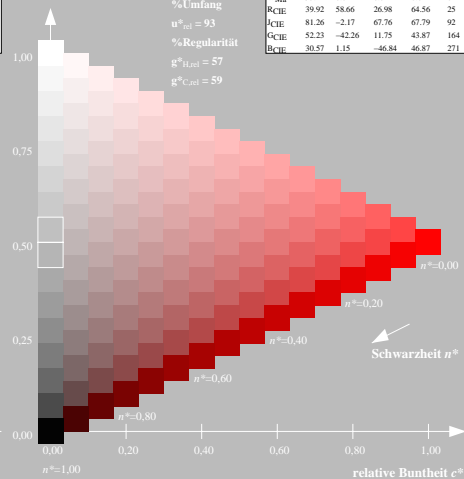
%Umfang

$u^*_{rel} = 93$

%Regularität

$g^*_{H,rel} = 57$

$g^*_{C,rel} = 59$



TG96-7, 9stufige Reihen für konstanten CIELAB Buntton 31/360 = 0.086 (links)

16stufige Reihen für konstanten CIELAB Buntton 38/360 = 0.105 (rechts)

BAM-Prüfvorlage TG96; Farbmetrik-Systeme MRS18a & ORS18
 D65: 9 und 16stufige Farbreihen für 10 Bunttöne

input: olv* setrgbcolor
 output: olv* setrgbcolor / w* setgray