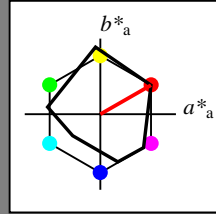


Eingabe: Farbmimetrisches Reflexions-System MRS18

für Buntton $h^* = lab^*h = 30/360 = 0.083$
 lab^*tch und lab^*nch

D65: Buntton R
 LCH*Ma: 50 77 30
 rgb*Ma: 1.0 0.0 0.0

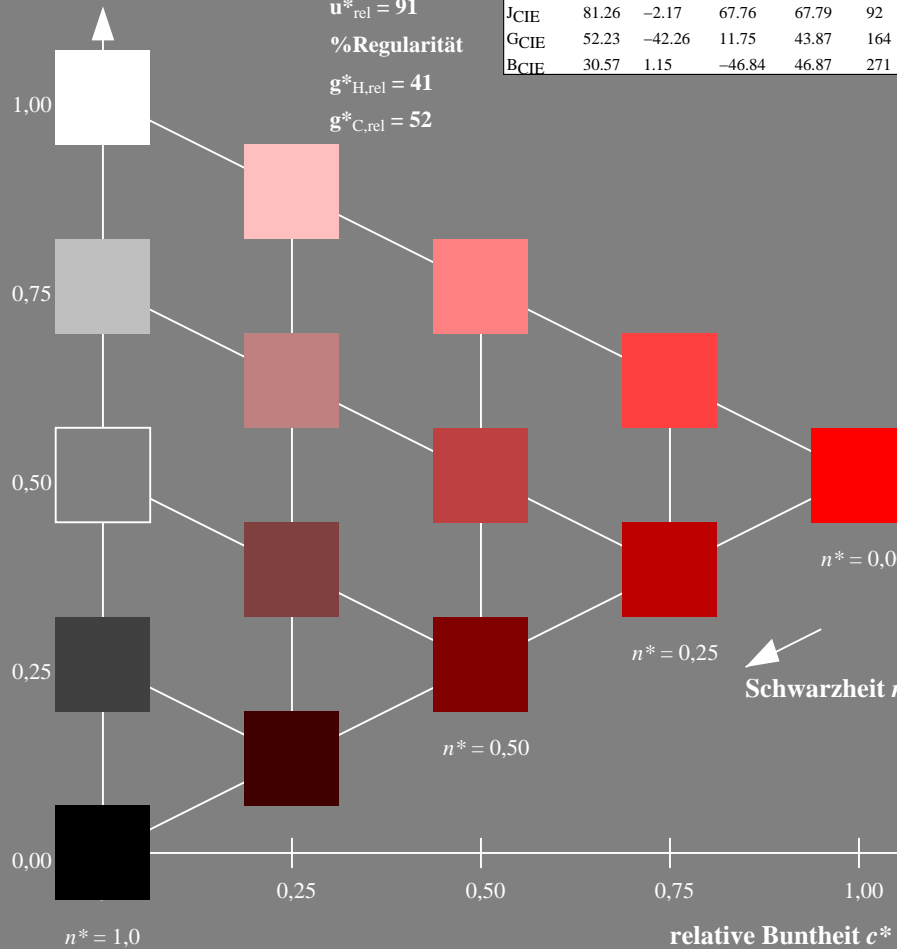


MRS18; adaptierte CIELAB-Daten

| | $L^*=L^*_a$ | a^*_a | b^*_a | $C^*_{ab,a}$ | $h^*_{ab,a}$ |
|--------|-------------|---------|---------|--------------|--------------|
| RMa | 49.63 | 66.96 | 38.37 | 77.18 | 30 |
| JMa | 90.7 | -6.36 | 88.75 | 88.98 | 94 |
| GMa | 52.11 | -69.73 | 9.44 | 70.37 | 172 |
| G50BMa | 45.03 | -36.57 | -28.47 | 46.36 | 218 |
| BMa | 36.65 | 23.19 | -63.05 | 67.18 | 290 |
| B50RMa | 34.94 | 57.17 | -44.26 | 72.31 | 322 |
| NMa | 18.01 | 0.0 | 0.0 | 0.0 | 0 |
| WMa | 95.41 | 0.0 | 0.0 | 0.0 | 0 |
| RCIE | 39.92 | 58.66 | 26.98 | 64.56 | 25 |
| JCIE | 81.26 | -2.17 | 67.76 | 67.79 | 92 |
| GCIE | 52.23 | -42.26 | 11.75 | 43.87 | 164 |
| BCIE | 30.57 | 1.15 | -46.84 | 46.87 | 271 |

Dreiecks-Helligkeit t^*

%Umfang
 $u^*_{rel} = 91$
 %Regularität
 $g^*_{H,rel} = 41$
 $g^*_{C,rel} = 52$

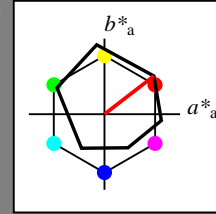


TG250-7, 5 stufige Reihen für konstanten CIELAB Buntton 30/360 = 0.083 (links)

Ausgabe: Farbmimetrisches Reflexions-System ORS18

für Buntton $h^* = lab^*h = 38/360 = 0.105$
 LAB^*LCH, LAB^*NCH

D65: Buntton O
 LCH*Ma: 48 83 38
 rgb*Ma: 1.0 0.0 0.0

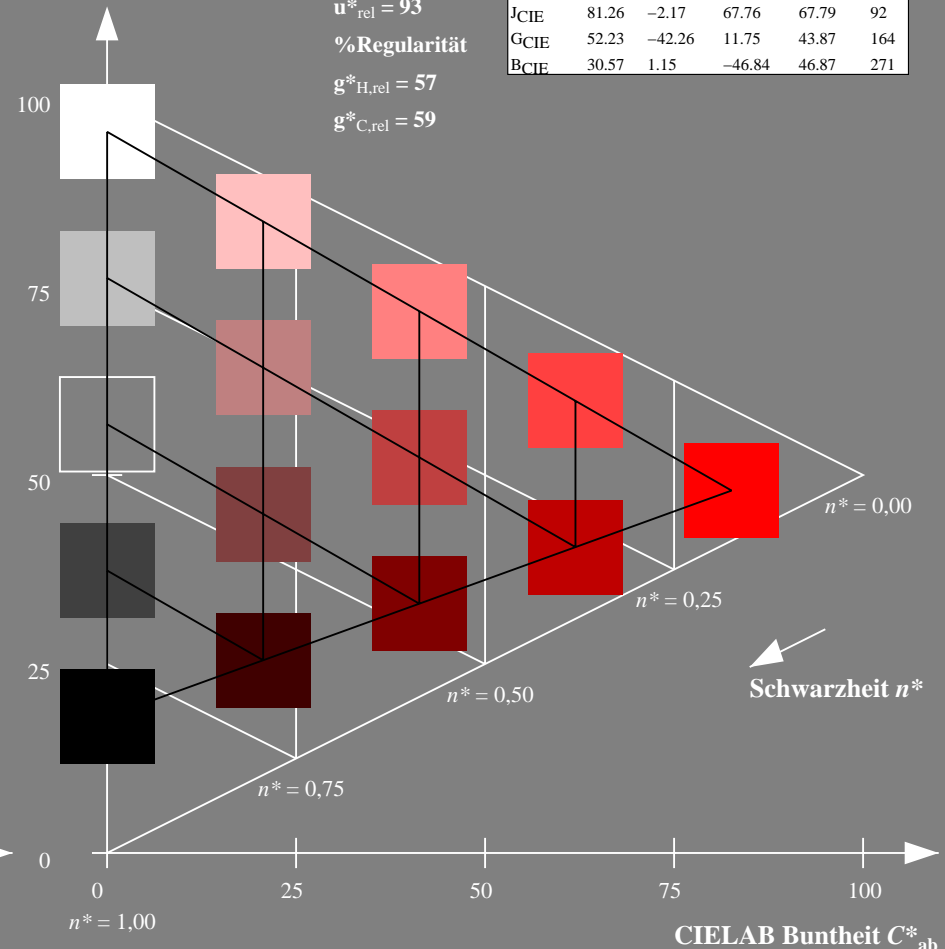


ORS18; adaptierte CIELAB-Daten

| | $L^*=L^*_a$ | a^*_a | b^*_a | $C^*_{ab,a}$ | $h^*_{ab,a}$ |
|------|-------------|---------|---------|--------------|--------------|
| OMa | 47.94 | 65.37 | 50.52 | 82.62 | 38 |
| YMa | 90.37 | -10.27 | 91.77 | 92.34 | 96 |
| LMa | 50.9 | -62.79 | 34.95 | 71.87 | 151 |
| CMa | 58.62 | -30.35 | -45.01 | 54.3 | 236 |
| VMa | 25.71 | 31.11 | -44.42 | 54.24 | 305 |
| MMa | 48.13 | 75.27 | -8.35 | 75.73 | 354 |
| NMa | 18.01 | 0.0 | 0.0 | 0.0 | 0 |
| WMa | 95.41 | 0.0 | 0.0 | 0.0 | 0 |
| RCIE | 39.92 | 58.66 | 26.98 | 64.56 | 25 |
| JCIE | 81.26 | -2.17 | 67.76 | 67.79 | 92 |
| GCIE | 52.23 | -42.26 | 11.75 | 43.87 | 164 |
| BCIE | 30.57 | 1.15 | -46.84 | 46.87 | 271 |

CIELAB-Helligkeit L^*

%Umfang
 $u^*_{rel} = 93$
 %Regularität
 $g^*_{H,rel} = 57$
 $g^*_{C,rel} = 59$



5 stufige Reihen für konstanten CIELAB Buntton 38/360 = 0.105 (rechts)

Eingabe: Farbmimetrisches Reflexions-System MRS18

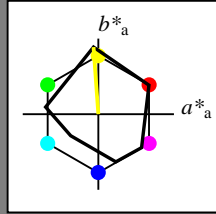
für Buntton $h^* = lab^*h = 94/360 = 0.261$

lab^*tch und lab^*nch

D65: Buntton J

LCH*Ma: 91 89 94

rgb*Ma: 1.0 1.0 0.0



MRS18; adaptierte CIELAB-Daten

| | $L^*=L^*_a$ | a^*_a | b^*_a | $C^*_{ab,a}$ | $h^*_{ab,a}$ |
|--------|-------------|---------|---------|--------------|--------------|
| RMa | 49.63 | 66.96 | 38.37 | 77.18 | 30 |
| JMa | 90.7 | -6.36 | 88.75 | 88.98 | 94 |
| GMa | 52.11 | -69.73 | 9.44 | 70.37 | 172 |
| G50BMa | 45.03 | -36.57 | -28.47 | 46.36 | 218 |
| BMa | 36.65 | 23.19 | -63.05 | 67.18 | 290 |
| B50RMa | 34.94 | 57.17 | -44.26 | 72.31 | 322 |
| NMa | 18.01 | 0.0 | 0.0 | 0.0 | 0 |
| WMa | 95.41 | 0.0 | 0.0 | 0.0 | 0 |
| RCIE | 39.92 | 58.66 | 26.98 | 64.56 | 25 |
| JCIE | 81.26 | -2.17 | 67.76 | 67.79 | 92 |
| GCIE | 52.23 | -42.26 | 11.75 | 43.87 | 164 |
| BCIE | 30.57 | 1.15 | -46.84 | 46.87 | 271 |

Dreiecks-Helligkeit t^*

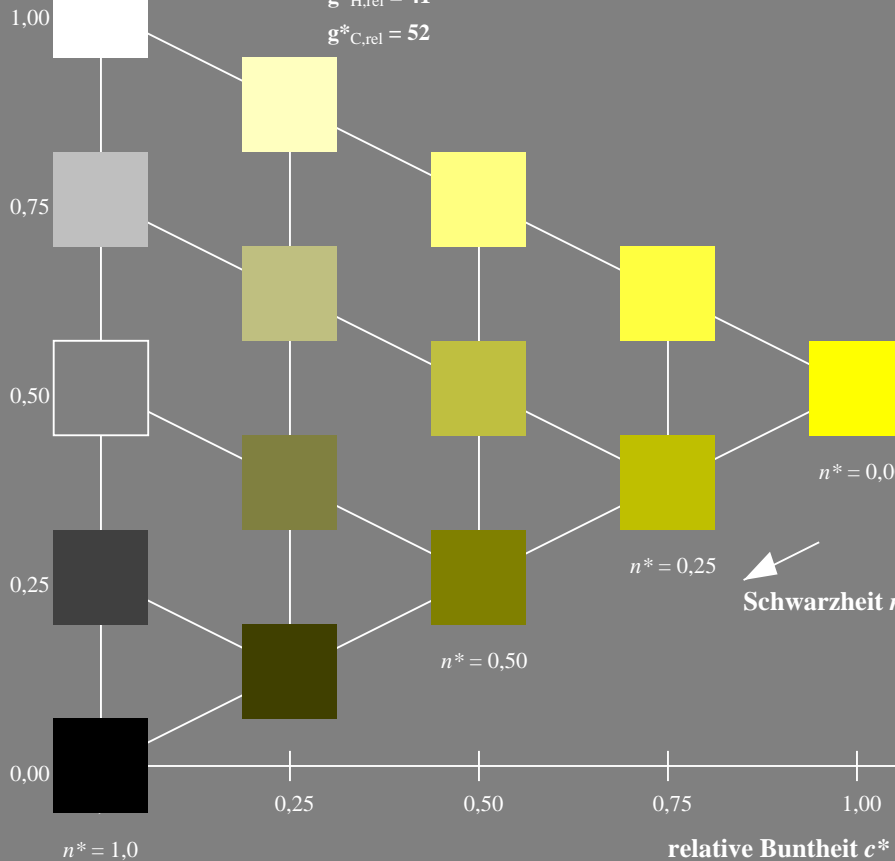
%Umfang

$u^*_{rel} = 91$

%Regularität

$g^*_{H,rel} = 41$

$g^*_{C,rel} = 52$



Ausgabe: Farbmimetrisches Reflexions-System ORS18

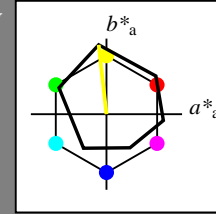
für Buntton $h^* = lab^*h = 96/360 = 0.268$

LAB^*LCH, LAB^*NCH

D65: Buntton Y

LCH*Ma: 90 92 96

rgb*Ma: 1.0 1.0 0.0



ORS18; adaptierte CIELAB-Daten

| | $L^*=L^*_a$ | a^*_a | b^*_a | $C^*_{ab,a}$ | $h^*_{ab,a}$ |
|------|-------------|---------|---------|--------------|--------------|
| OMa | 47.94 | 65.37 | 50.52 | 82.62 | 38 |
| YMa | 90.37 | -10.27 | 91.77 | 92.34 | 96 |
| LMa | 50.9 | -62.79 | 34.95 | 71.87 | 151 |
| CMa | 58.62 | -30.35 | -45.01 | 54.3 | 236 |
| VMa | 25.71 | 31.11 | -44.42 | 54.24 | 305 |
| MMa | 48.13 | 75.27 | -8.35 | 75.73 | 354 |
| NMa | 18.01 | 0.0 | 0.0 | 0.0 | 0 |
| WMa | 95.41 | 0.0 | 0.0 | 0.0 | 0 |
| RCIE | 39.92 | 58.66 | 26.98 | 64.56 | 25 |
| JCIE | 81.26 | -2.17 | 67.76 | 67.79 | 92 |
| GCIE | 52.23 | -42.26 | 11.75 | 43.87 | 164 |
| BCIE | 30.57 | 1.15 | -46.84 | 46.87 | 271 |

CIELAB-Helligkeit L^*

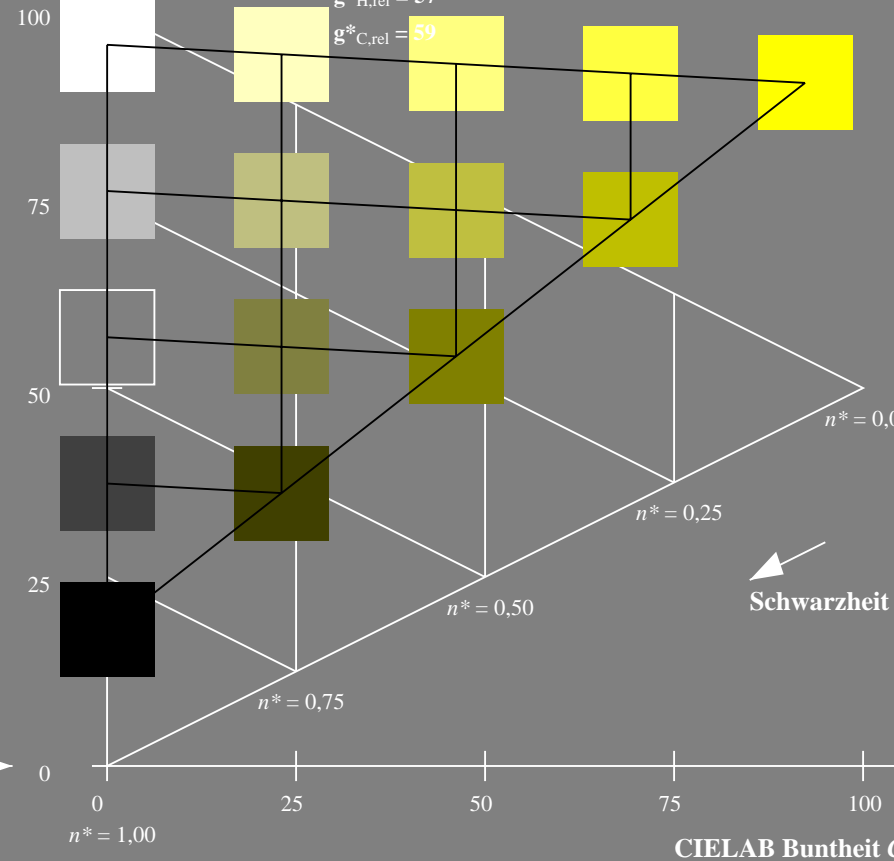
%Umfang

$u^*_{rel} = 93$

%Regularität

$g^*_{H,rel} = 57$

$g^*_{C,rel} = 59$



TG250-7, 5 stufige Reihen für konstanten CIELAB Buntton 94/360 = 0.261 (links)

5 stufige Reihen für konstanten CIELAB Buntton 96/360 = 0.268 (rechts)

Eingabe: Farbmimetrisches Reflexions-System MRS18

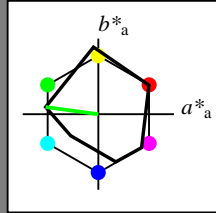
für Buntton $h^* = lab^*h = 172/360 = 0.479$

lab^*tch und lab^*nch

D65: Buntton G

LCH*Ma: 52 70 172

rgb*Ma: 0.0 1.0 0.0



MRS18; adaptierte CIELAB-Daten table with columns L*, a*, b*, C*, h* and rows RMa, JMa, GMa, G50BMa, BMa, B50RMa, NMa, WMa, RCIE, JCIE, GCIE, BCIE.

Dreiecks-Helligkeit t^*

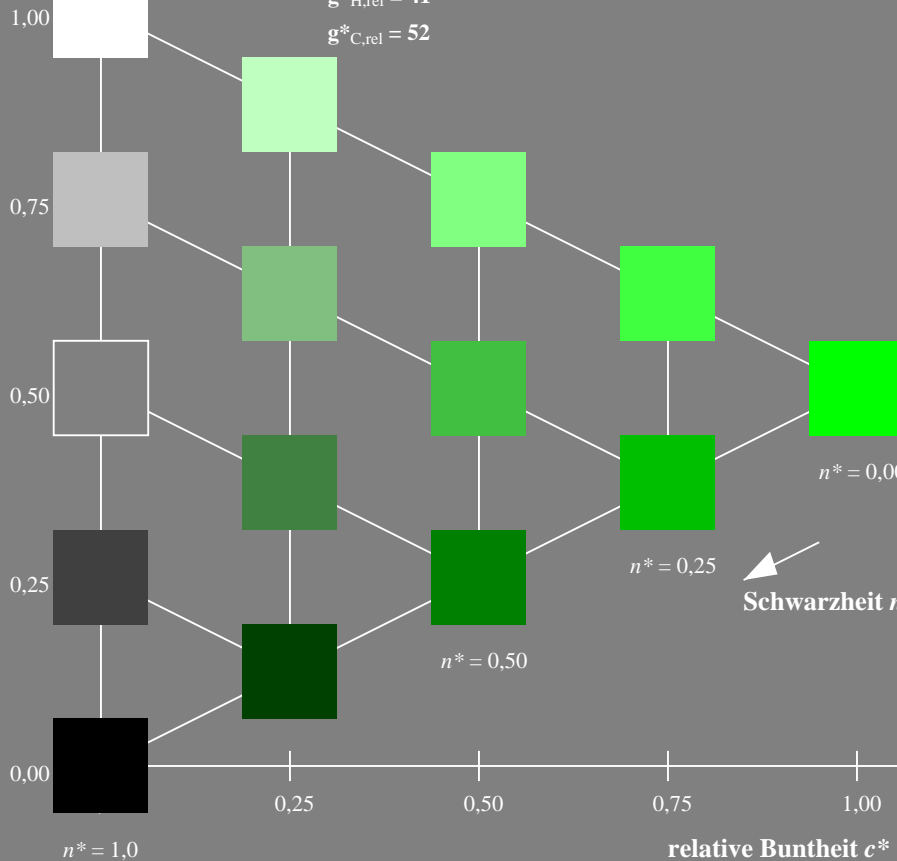
%Umfang

$u^*_{rel} = 91$

%Regularität

$g^*_{H,rel} = 41$

$g^*_{C,rel} = 52$



Ausgabe: Farbmimetrisches Reflexions-System ORS18

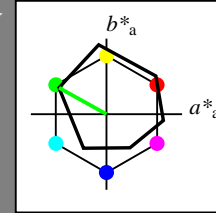
für Buntton $h^* = lab^*h = 151/360 = 0.419$

LAB^*LCH, LAB^*NCH

D65: Buntton L

LCH*Ma: 51 72 151

rgb*Ma: 0.0 1.0 0.0



ORS18; adaptierte CIELAB-Daten table with columns L*, a*, b*, C*, h* and rows OMa, YMa, LMa, CMa, VMa, MMa, NMa, WMa, RCIE, JCIE, GCIE, BCIE.

CIELAB-Helligkeit L^*

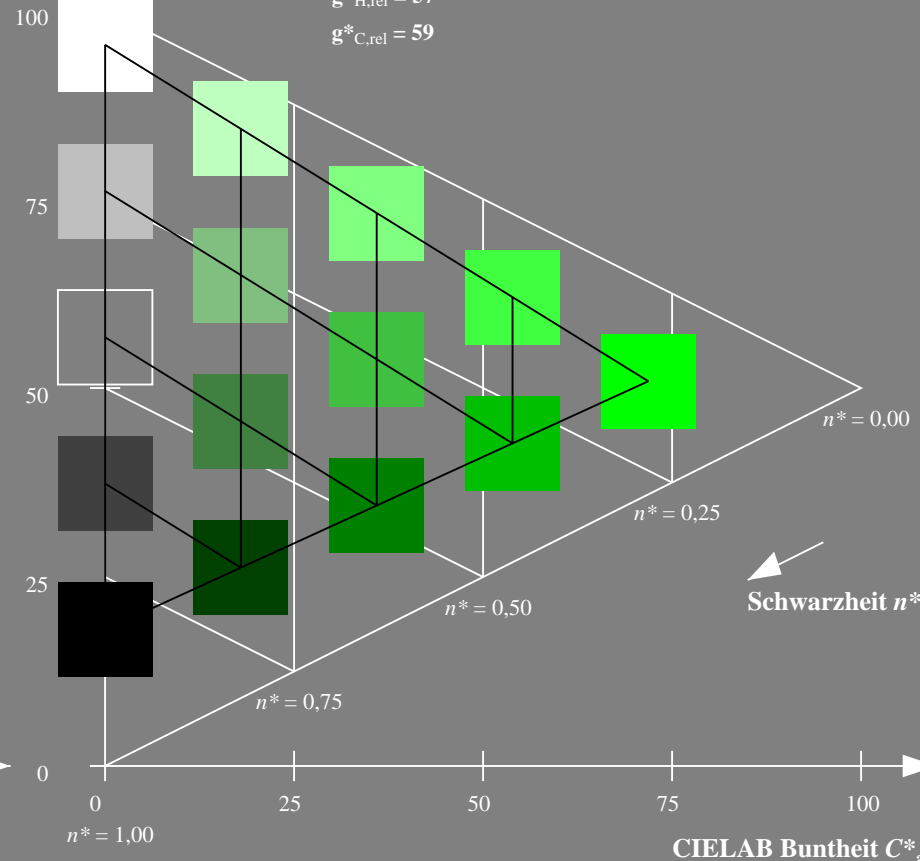
%Umfang

$u^*_{rel} = 93$

%Regularität

$g^*_{H,rel} = 57$

$g^*_{C,rel} = 59$



See similar files: http://www.ps.bam.de/TG25/ Technische Information: http://www.ps.bam.de Version 2.1, io=1,1?

BAM-Registrierung: 20060101-TG25/10Q/Q25G02SP.PS/.PDF BAM-Material: Code=rhatha Anwendung für Beurteilung und Messung von Drucker- oder Monitorssystemen

TG250-7, 5 stufige Reihen für konstanten CIELAB Buntton 172/360 = 0.479 (links)

5 stufige Reihen für konstanten CIELAB Buntton 151/360 = 0.419 (rechts)

BAM-Prüfvorlage TG25; Farbmimetrik-Systeme ORS18 & ORS18 input: olv* setrgbcolor

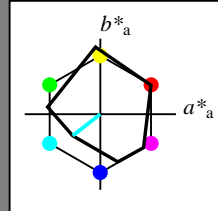
D65: Koordinaten-Systeme von 5stufigen Farbreihen für 10 Buntton output: Startup (S) data dependend

Eingabe: Farbmimetrisches Reflexions-System MRS18

für Buntton $h^* = lab^*h = 218/360 = 0.605$

lab^*tch und lab^*nch

D65: Buntton G50B
LCH*Ma: 45 46 218
rgb*Ma: 0.0 1.0 1.0



MRS18; adaptierte CIELAB-Daten

| | $L^*=L^*_a$ | a^*_a | b^*_a | $C^*_{ab,a}$ | $h^*_{ab,a}$ |
|--------|-------------|---------|---------|--------------|--------------|
| RMa | 49.63 | 66.96 | 38.37 | 77.18 | 30 |
| JMa | 90.7 | -6.36 | 88.75 | 88.98 | 94 |
| GMa | 52.11 | -69.73 | 9.44 | 70.37 | 172 |
| G50BMa | 45.03 | -36.57 | -28.47 | 46.36 | 218 |
| BMa | 36.65 | 23.19 | -63.05 | 67.18 | 290 |
| B50RMa | 34.94 | 57.17 | -44.26 | 72.31 | 322 |
| NMa | 18.01 | 0.0 | 0.0 | 0.0 | 0 |
| WMa | 95.41 | 0.0 | 0.0 | 0.0 | 0 |
| RCIE | 39.92 | 58.66 | 26.98 | 64.56 | 25 |
| JCIE | 81.26 | -2.17 | 67.76 | 67.79 | 92 |
| GCIE | 52.23 | -42.26 | 11.75 | 43.87 | 164 |
| BCIE | 30.57 | 1.15 | -46.84 | 46.87 | 271 |

Dreiecks-Helligkeit t^*

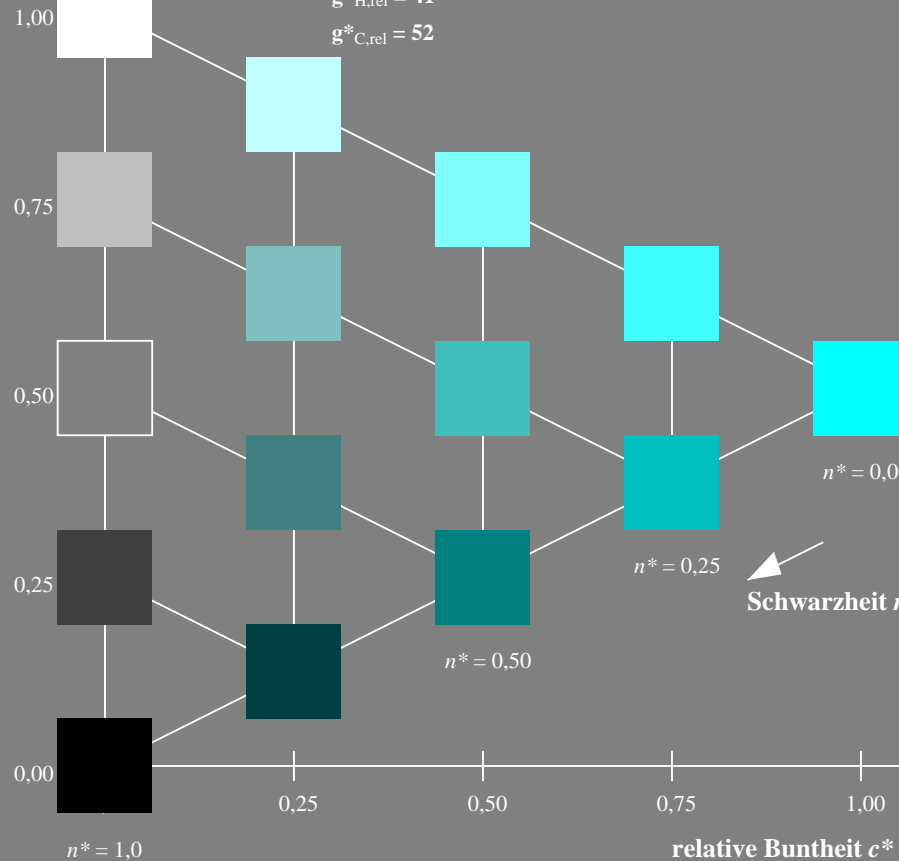
%Umfang

$u^*_{rel} = 91$

%Regularität

$g^*_{H,rel} = 41$

$g^*_{C,rel} = 52$

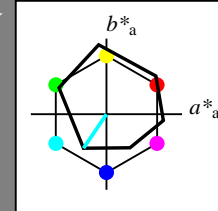


Ausgabe: Farbmimetrisches Reflexions-System ORS18

für Buntton $h^* = lab^*h = 236/360 = 0.656$

LAB^*LCH, LAB^*NCH

D65: Buntton C
LCH*Ma: 59 54 236
rgb*Ma: 0.0 1.0 1.0



ORS18; adaptierte CIELAB-Daten

| | $L^*=L^*_a$ | a^*_a | b^*_a | $C^*_{ab,a}$ | $h^*_{ab,a}$ |
|------|-------------|---------|---------|--------------|--------------|
| OMa | 47.94 | 65.37 | 50.52 | 82.62 | 38 |
| YMa | 90.37 | -10.27 | 91.77 | 92.34 | 96 |
| LMa | 50.9 | -62.79 | 34.95 | 71.87 | 151 |
| CMa | 58.62 | -30.35 | -45.01 | 54.3 | 236 |
| VMa | 25.71 | 31.11 | -44.42 | 54.24 | 305 |
| MMa | 48.13 | 75.27 | -8.35 | 75.73 | 354 |
| NMa | 18.01 | 0.0 | 0.0 | 0.0 | 0 |
| WMa | 95.41 | 0.0 | 0.0 | 0.0 | 0 |
| RCIE | 39.92 | 58.66 | 26.98 | 64.56 | 25 |
| JCIE | 81.26 | -2.17 | 67.76 | 67.79 | 92 |
| GCIE | 52.23 | -42.26 | 11.75 | 43.87 | 164 |
| BCIE | 30.57 | 1.15 | -46.84 | 46.87 | 271 |

CIELAB-Helligkeit L^*

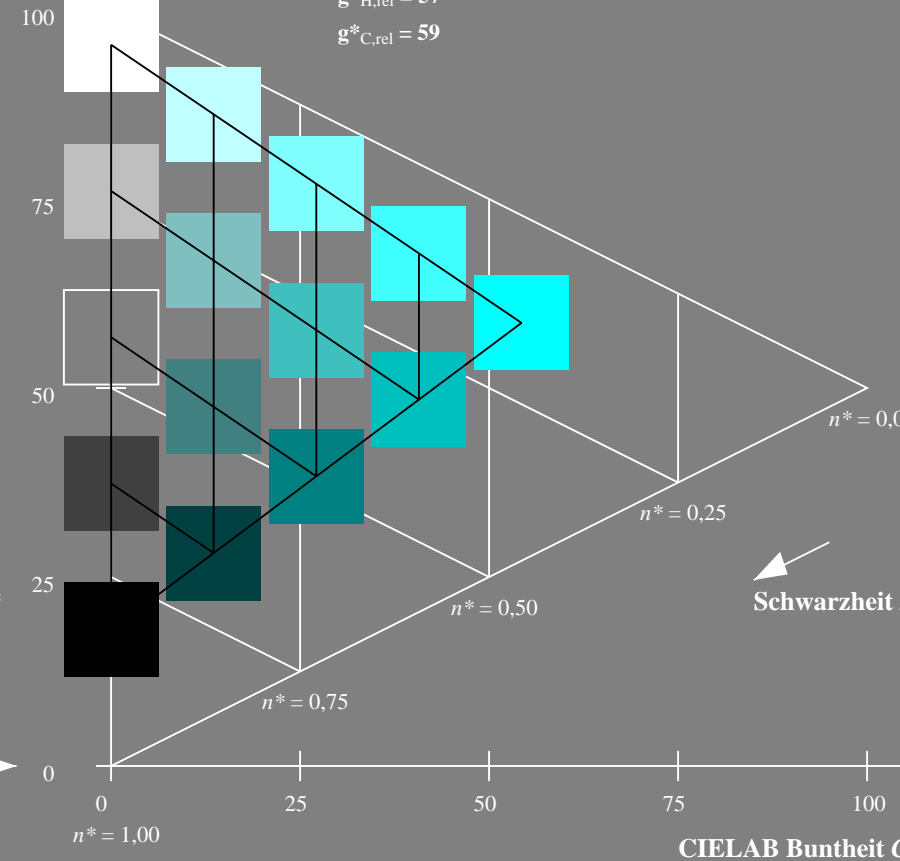
%Umfang

$u^*_{rel} = 93$

%Regularität

$g^*_{H,rel} = 57$

$g^*_{C,rel} = 59$



TG250-7, 5 stufige Reihen für konstanten CIELAB Buntton 218/360 = 0.605 (links)

5 stufige Reihen für konstanten CIELAB Buntton 236/360 = 0.656 (rechts)

Eingabe: Farbmimetrisches Reflexions-System MRS18

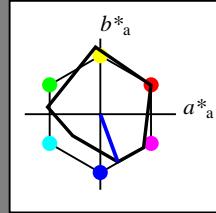
für Buntton $h^* = lab^*h = 290/360 = 0.806$

lab^*tch und lab^*nch

D65: Buntton B

LCH*Ma: 37 67 290

rgb*Ma: 0.0 0.0 1.0



MRS18; adaptierte CIELAB-Daten

| | $L^*=L^*_a$ | a^*_a | b^*_a | $C^*_{ab,a}$ | $h^*_{ab,a}$ |
|--------|-------------|---------|---------|--------------|--------------|
| RMa | 49.63 | 66.96 | 38.37 | 77.18 | 30 |
| JMa | 90.7 | -6.36 | 88.75 | 88.98 | 94 |
| GMa | 52.11 | -69.73 | 9.44 | 70.37 | 172 |
| G50BMa | 45.03 | -36.57 | -28.47 | 46.36 | 218 |
| BMa | 36.65 | 23.19 | -63.05 | 67.18 | 290 |
| B50RMa | 34.94 | 57.17 | -44.26 | 72.31 | 322 |
| NMa | 18.01 | 0.0 | 0.0 | 0.0 | 0 |
| WMa | 95.41 | 0.0 | 0.0 | 0.0 | 0 |
| RCIE | 39.92 | 58.66 | 26.98 | 64.56 | 25 |
| JCIE | 81.26 | -2.17 | 67.76 | 67.79 | 92 |
| GCIE | 52.23 | -42.26 | 11.75 | 43.87 | 164 |
| BCIE | 30.57 | 1.15 | -46.84 | 46.87 | 271 |

Dreiecks-Helligkeit t^*

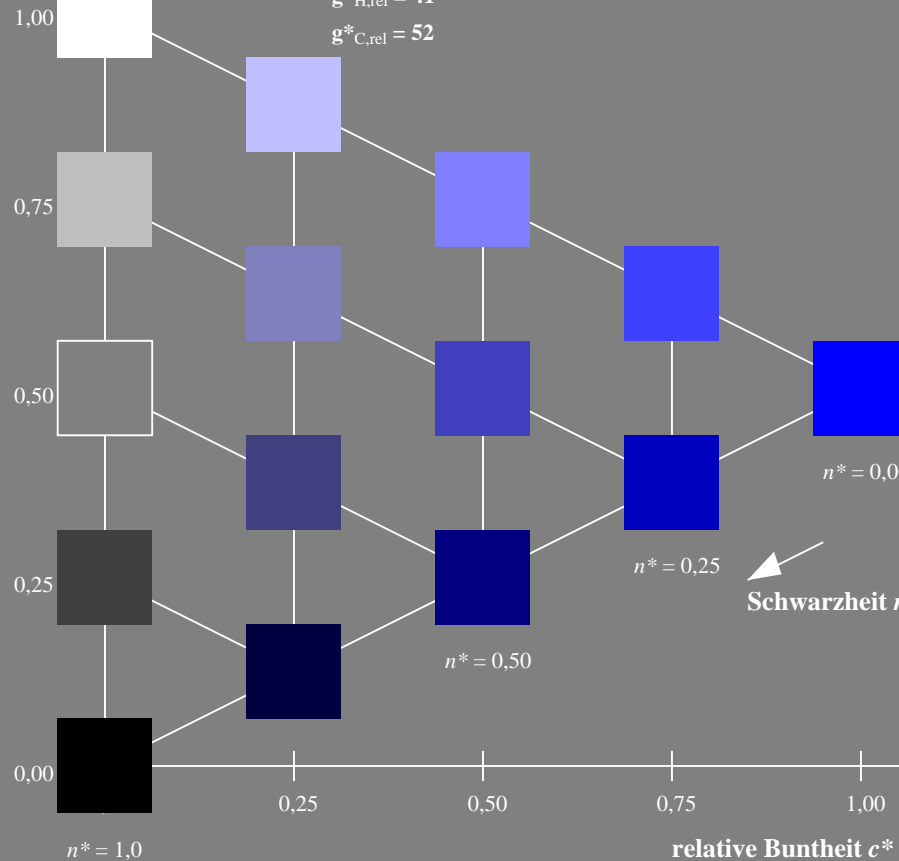
%Umfang

$u^*_{rel} = 91$

%Regularität

$g^*_{H,rel} = 41$

$g^*_{C,rel} = 52$



Ausgabe: Farbmimetrisches Reflexions-System ORS18

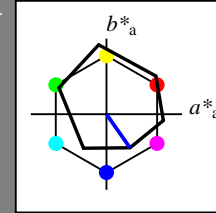
für Buntton $h^* = lab^*h = 305/360 = 0.847$

LAB^*LCH, LAB^*NCH

D65: Buntton V

LCH*Ma: 26 54 305

rgb*Ma: 0.0 0.0 1.0



ORS18; adaptierte CIELAB-Daten

| | $L^*=L^*_a$ | a^*_a | b^*_a | $C^*_{ab,a}$ | $h^*_{ab,a}$ |
|------|-------------|---------|---------|--------------|--------------|
| OMa | 47.94 | 65.37 | 50.52 | 82.62 | 38 |
| YMa | 90.37 | -10.27 | 91.77 | 92.34 | 96 |
| LMa | 50.9 | -62.79 | 34.95 | 71.87 | 151 |
| CMa | 58.62 | -30.35 | -45.01 | 54.3 | 236 |
| VMa | 25.71 | 31.11 | -44.42 | 54.24 | 305 |
| MMa | 48.13 | 75.27 | -8.35 | 75.73 | 354 |
| NMa | 18.01 | 0.0 | 0.0 | 0.0 | 0 |
| WMa | 95.41 | 0.0 | 0.0 | 0.0 | 0 |
| RCIE | 39.92 | 58.66 | 26.98 | 64.56 | 25 |
| JCIE | 81.26 | -2.17 | 67.76 | 67.79 | 92 |
| GCIE | 52.23 | -42.26 | 11.75 | 43.87 | 164 |
| BCIE | 30.57 | 1.15 | -46.84 | 46.87 | 271 |

CIELAB-Helligkeit L^*

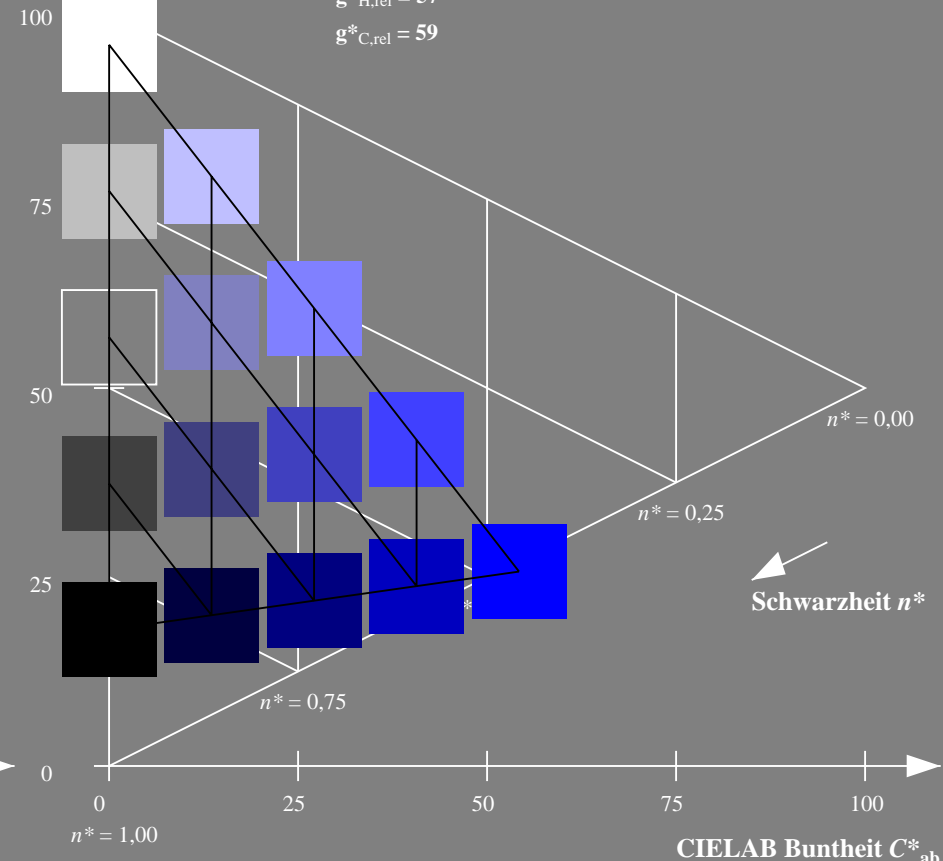
%Umfang

$u^*_{rel} = 93$

%Regularität

$g^*_{H,rel} = 57$

$g^*_{C,rel} = 59$



TG250-7, 5 stufige Reihen für konstanten CIELAB Buntton 290/360 = 0.806 (links)

5 stufige Reihen für konstanten CIELAB Buntton 305/360 = 0.847 (rechts)

BAM-Prüfvorlage TG25; Farbmimetrik-Systeme ORS18 & ORS18 input: $olv^* setrgbcolor$

D65: Koordinaten-Systeme von 5stufigen Farbreihen für 10 Buntton input: Startup (S) data dependend

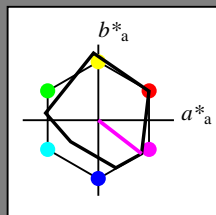
Siehe ähnliche Dateien: <http://www.ps.bam.de/TG25/>
Technische Information: <http://www.ps.bam.de/Version 2.1, io=1,1?>

BAM-Registrierung: 20060101-TG25/10Q/Q25G04SP.PS/.PDF BAM-Material: Code=rh4ta
Anwendung für Beurteilung und Messung von Drucker- oder Monitorssystemen
TG25 Form: 5/10, Serie: 1/1, Seite: 5
Scheinung 5

Eingabe: Farbmimetrisches Reflexions-System MRS18

für Buntton $h^* = lab^*h = 322/360 = 0.895$
 lab^*tch und lab^*nch

D65: Buntton B50R
 LCH*Ma: 35 72 322
 rgb*Ma: 1.0 0.0 1.0

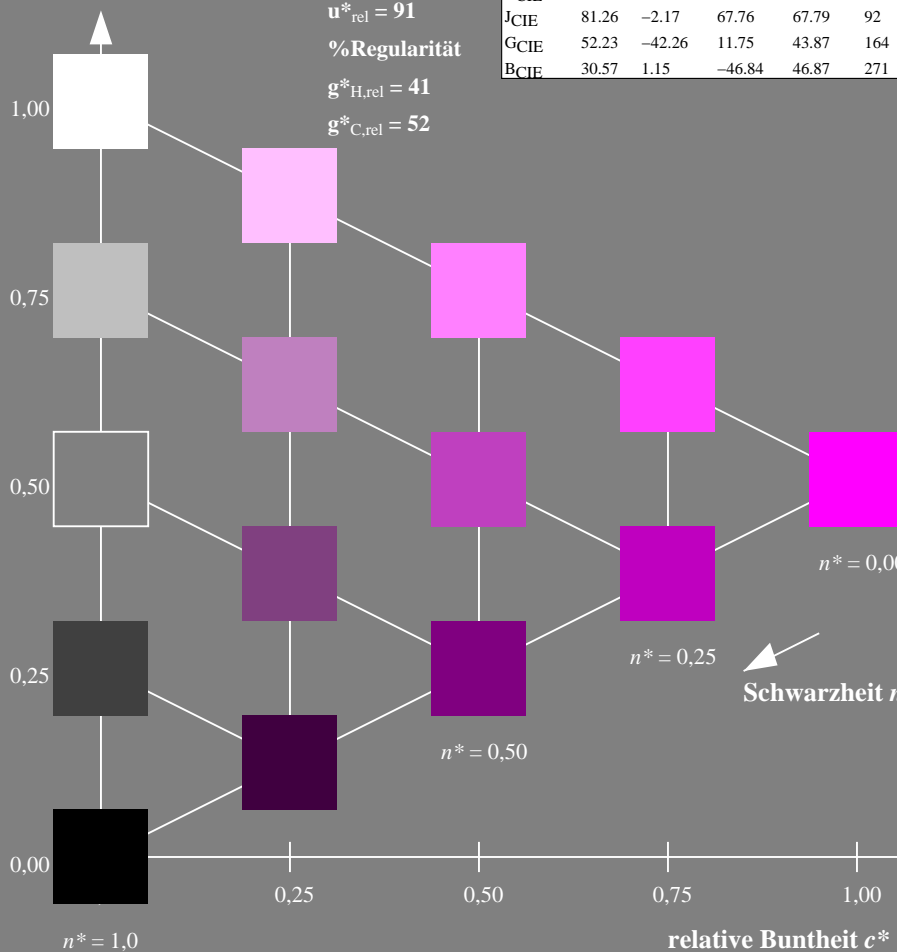


MRS18; adaptierte CIELAB-Daten

| | $L^*=L^*_a$ | a^*_a | b^*_a | $C^*_{ab,a}$ | $h^*_{ab,a}$ |
|--------|-------------|---------|---------|--------------|--------------|
| RMa | 49.63 | 66.96 | 38.37 | 77.18 | 30 |
| JMa | 90.7 | -6.36 | 88.75 | 88.98 | 94 |
| GMa | 52.11 | -69.73 | 9.44 | 70.37 | 172 |
| G50BMa | 45.03 | -36.57 | -28.47 | 46.36 | 218 |
| BMa | 36.65 | 23.19 | -63.05 | 67.18 | 290 |
| B50RMa | 34.94 | 57.17 | -44.26 | 72.31 | 322 |
| NMa | 18.01 | 0.0 | 0.0 | 0.0 | 0 |
| WMa | 95.41 | 0.0 | 0.0 | 0.0 | 0 |
| RCIE | 39.92 | 58.66 | 26.98 | 64.56 | 25 |
| JCIE | 81.26 | -2.17 | 67.76 | 67.79 | 92 |
| GCIE | 52.23 | -42.26 | 11.75 | 43.87 | 164 |
| BCIE | 30.57 | 1.15 | -46.84 | 46.87 | 271 |

Dreiecks-Helligkeit t^*

%Umfang
 $u^*_{rel} = 91$
 %Regularität
 $g^*_{H,rel} = 41$
 $g^*_{C,rel} = 52$

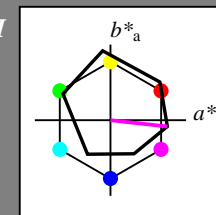


TG250-7, 5 stufige Reihen für konstanten CIELAB Bunton 322/360 = 0.895 (links)

Ausgabe: Farbmimetrisches Reflexions-System ORS18

für Buntton $h^* = lab^*h = 354/360 = 0.982$
 LAB^*LCH, LAB^*NCH

D65: Buntton M
 LCH*Ma: 48 76 354
 rgb*Ma: 1.0 0.0 1.0

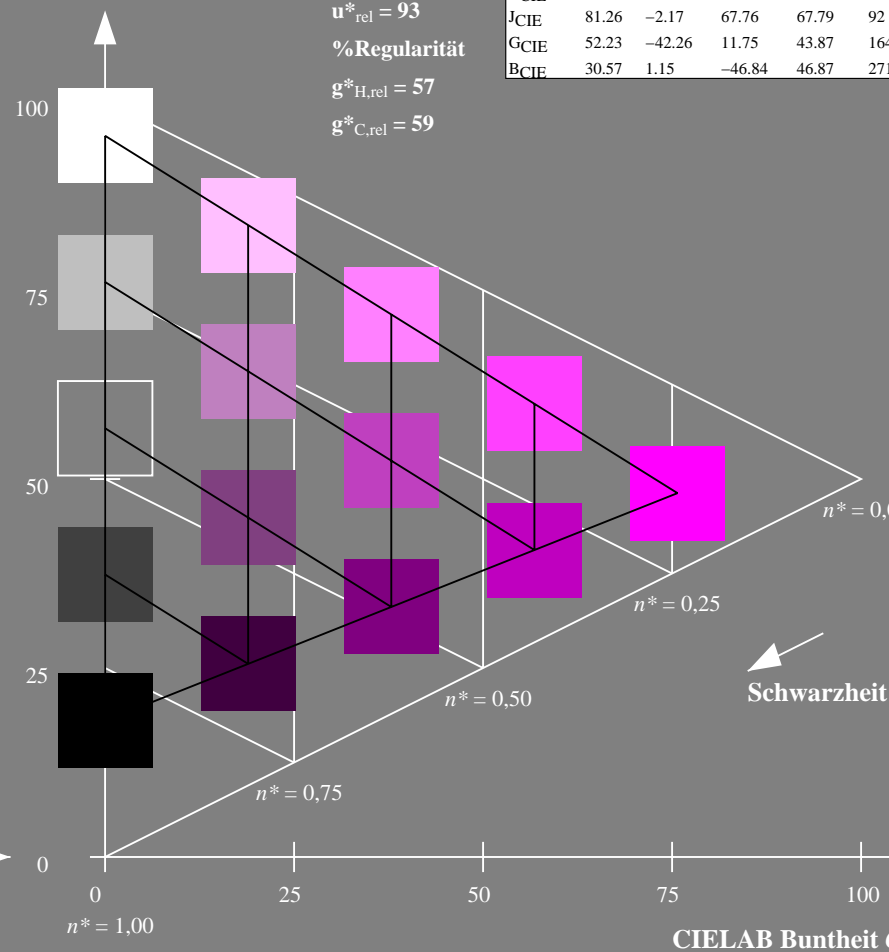


ORS18; adaptierte CIELAB-Daten

| | $L^*=L^*_a$ | a^*_a | b^*_a | $C^*_{ab,a}$ | $h^*_{ab,a}$ |
|------|-------------|---------|---------|--------------|--------------|
| OMa | 47.94 | 65.37 | 50.52 | 82.62 | 38 |
| YMa | 90.37 | -10.27 | 91.77 | 92.34 | 96 |
| LMa | 50.9 | -62.79 | 34.95 | 71.87 | 151 |
| CMa | 58.62 | -30.35 | -45.01 | 54.3 | 236 |
| VMa | 25.71 | 31.11 | -44.42 | 54.24 | 305 |
| MMa | 48.13 | 75.27 | -8.35 | 75.73 | 354 |
| NMa | 18.01 | 0.0 | 0.0 | 0.0 | 0 |
| WMa | 95.41 | 0.0 | 0.0 | 0.0 | 0 |
| RCIE | 39.92 | 58.66 | 26.98 | 64.56 | 25 |
| JCIE | 81.26 | -2.17 | 67.76 | 67.79 | 92 |
| GCIE | 52.23 | -42.26 | 11.75 | 43.87 | 164 |
| BCIE | 30.57 | 1.15 | -46.84 | 46.87 | 271 |

CIELAB-Helligkeit L^*

%Umfang
 $u^*_{rel} = 93$
 %Regularität
 $g^*_{H,rel} = 57$
 $g^*_{C,rel} = 59$

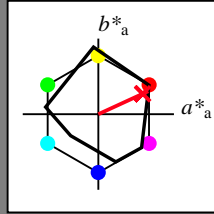


5 stufige Reihen für konstanten CIELAB Bunton 354/360 = 0.982 (rechts)

Eingabe: Farbmimetrisches Reflexions-System MRS18

für Buntton $h^* = lab^*h = 25/360 = 0.069$
 lab^*tch und lab^*nch

D65: Buntton R
 LCH*Ma: 48 73 25
 rgb*Ma: 1.0 0.0 0.1

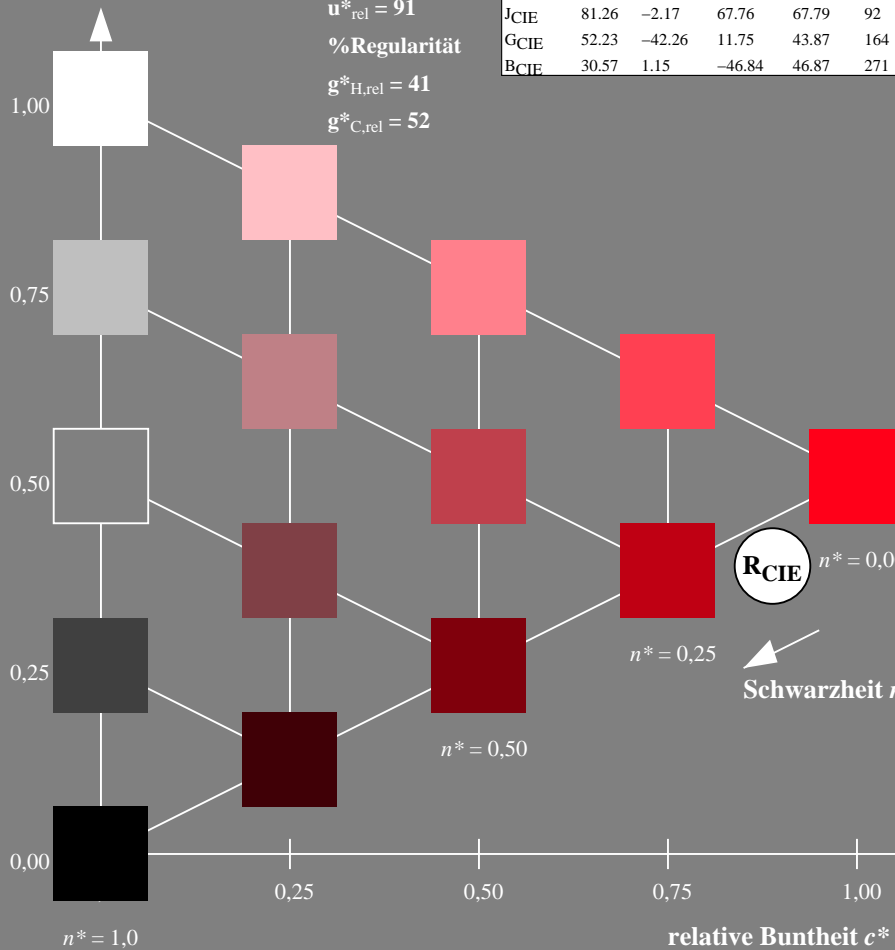


MRS18; adaptierte CIELAB-Daten

| | $L^*=L^*_a$ | a^*_a | b^*_a | $C^*_{ab,a}$ | $h^*_{ab,a}$ |
|--------|-------------|---------|---------|--------------|--------------|
| RMa | 49.63 | 66.96 | 38.37 | 77.18 | 30 |
| JMa | 90.7 | -6.36 | 88.75 | 88.98 | 94 |
| GMa | 52.11 | -69.73 | 9.44 | 70.37 | 172 |
| G50BMa | 45.03 | -36.57 | -28.47 | 46.36 | 218 |
| BMa | 36.65 | 23.19 | -63.05 | 67.18 | 290 |
| B50RMa | 34.94 | 57.17 | -44.26 | 72.31 | 322 |
| NMa | 18.01 | 0.0 | 0.0 | 0.0 | 0 |
| WMa | 95.41 | 0.0 | 0.0 | 0.0 | 0 |
| RCIE | 39.92 | 58.66 | 26.98 | 64.56 | 25 |
| JCIE | 81.26 | -2.17 | 67.76 | 67.79 | 92 |
| GCIE | 52.23 | -42.26 | 11.75 | 43.87 | 164 |
| BCIE | 30.57 | 1.15 | -46.84 | 46.87 | 271 |

Dreiecks-Helligkeit t^*

%Umfang
 $u^*_{rel} = 91$
 %Regularität
 $g^*_{H,rel} = 41$
 $g^*_{C,rel} = 52$

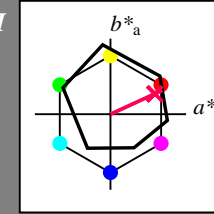


TG250-7, 5 stufige Reihen für konstanten CIELAB Buntton 25/360 = 0.069 (links)

Ausgabe: Farbmimetrisches Reflexions-System ORS18

für Buntton $h^* = lab^*h = 25/360 = 0.069$
 LAB^*LCH , LAB^*NCH

D65: Buntton R
 LCH*Ma: 48 75 25
 rgb*Ma: 1.0 0.0 0.32

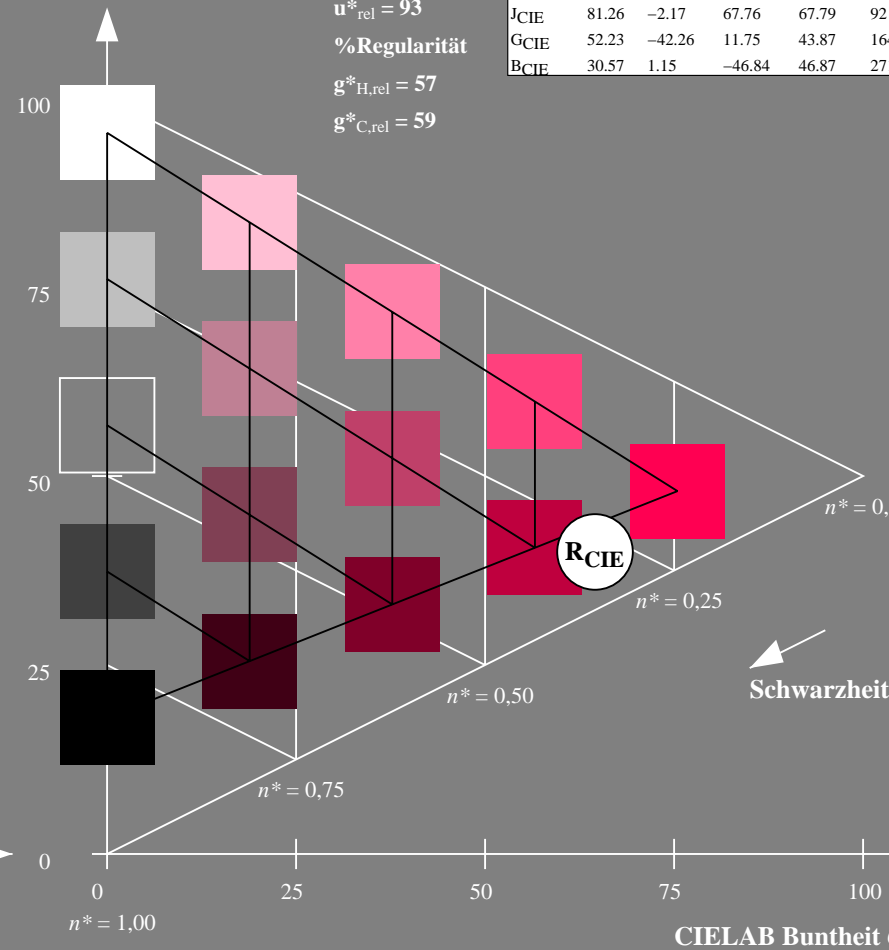


ORS18; adaptierte CIELAB-Daten

| | $L^*=L^*_a$ | a^*_a | b^*_a | $C^*_{ab,a}$ | $h^*_{ab,a}$ |
|------|-------------|---------|---------|--------------|--------------|
| OMa | 47.94 | 65.37 | 50.52 | 82.62 | 38 |
| YMa | 90.37 | -10.27 | 91.77 | 92.34 | 96 |
| LMa | 50.9 | -62.79 | 34.95 | 71.87 | 151 |
| CMa | 58.62 | -30.35 | -45.01 | 54.3 | 236 |
| VMa | 25.71 | 31.11 | -44.42 | 54.24 | 305 |
| MMa | 48.13 | 75.27 | -8.35 | 75.73 | 354 |
| NMa | 18.01 | 0.0 | 0.0 | 0.0 | 0 |
| WMa | 95.41 | 0.0 | 0.0 | 0.0 | 0 |
| RCIE | 39.92 | 58.66 | 26.98 | 64.56 | 25 |
| JCIE | 81.26 | -2.17 | 67.76 | 67.79 | 92 |
| GCIE | 52.23 | -42.26 | 11.75 | 43.87 | 164 |
| BCIE | 30.57 | 1.15 | -46.84 | 46.87 | 271 |

CIELAB-Helligkeit L^*

%Umfang
 $u^*_{rel} = 93$
 %Regularität
 $g^*_{H,rel} = 57$
 $g^*_{C,rel} = 59$



5 stufige Reihen für konstanten CIELAB Buntton 25/360 = 0.069 (rechts)

Siehe ähnliche Dateien: <http://www.ps.bam.de/TG25/>
 Technische Information: <http://www.ps.bam.de/Version 2.1, io=1,1?>

BAM-Registrierung: 20060101-TG25/10Q/Q25G06SP.PS/.PDF BAM-Material: Code=rh4ta
 Anwendung für Beurteilung und Messung von Drucker- oder Monitorssystemen
 /TG25 Form: 7/10, Serie: 1/1, Seite: 7
 Seitenhang 7

Eingabe: Farbmimetrisches Reflexions-System MRS18

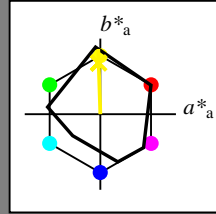
für Buntton $h^* = lab^*h = 92/360 = 0.255$

lab^*tch und lab^*nch

D65: Buntton J

LCH*Ma: 89 86 92

rgb*Ma: 1.0 0.95 0.0



MRS18; adaptierte CIELAB-Daten

Table with 6 columns: L*, a*, b*, C*, h*, and a row for each color patch (RMa to BCIE).

Dreiecks-Helligkeit t^*

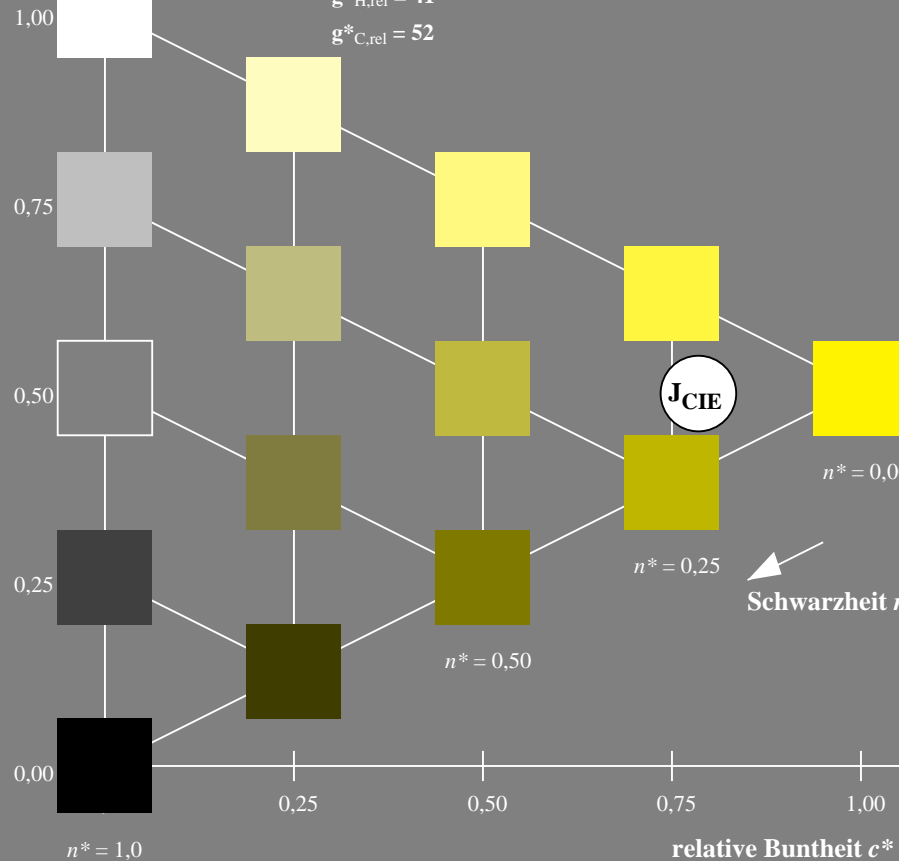
%Umfang

$u^*_{rel} = 91$

%Regularität

$g^*_{H,rel} = 41$

$g^*_{C,rel} = 52$



Ausgabe: Farbmimetrisches Reflexions-System ORS18

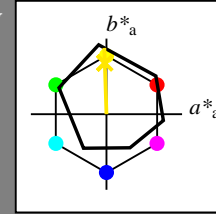
für Buntton $h^* = lab^*h = 92/360 = 0.255$

LAB^*LCH, LAB^*NCH

D65: Buntton J

LCH*Ma: 86 88 92

rgb*Ma: 1.0 0.9 0.0



ORS18; adaptierte CIELAB-Daten

Table with 6 columns: L*, a*, b*, C*, h*, and a row for each color patch (OMa to BCIE).

CIELAB-Helligkeit L^*

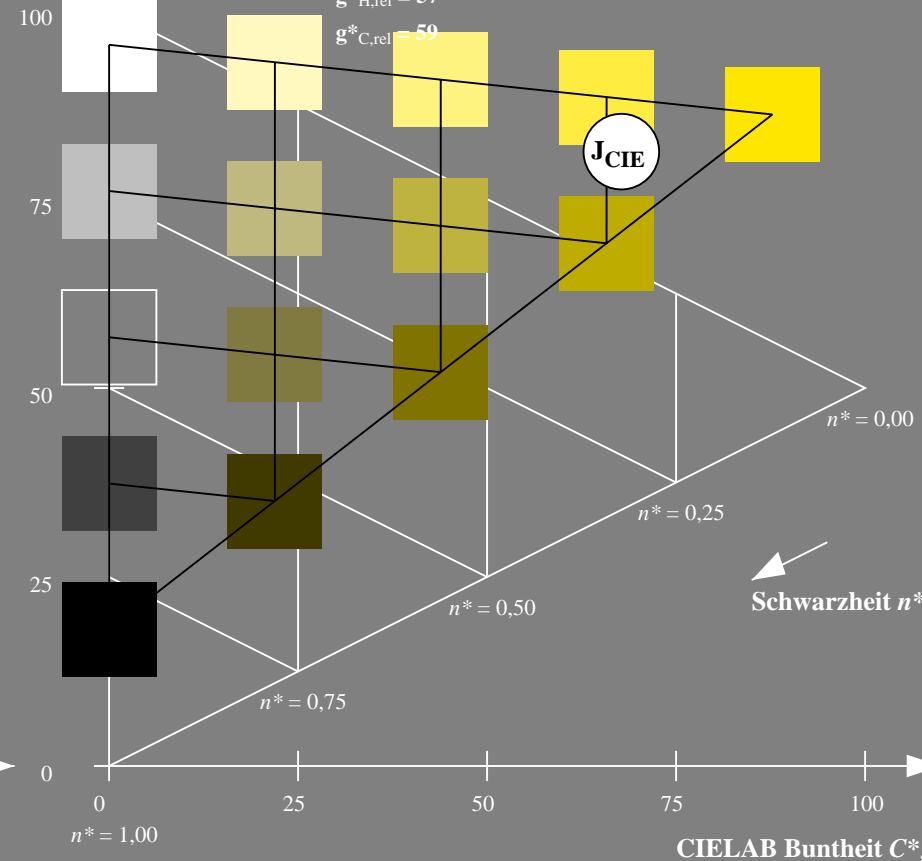
%Umfang

$u^*_{rel} = 93$

%Regularität

$g^*_{H,rel} = 57$

$g^*_{C,rel} = 59$



See similar files: http://www.ps.bam.de/TG25/ Technische Information: http://www.ps.bam.de Version 2.1, io=1,1?

BAM-Registrierung: 20060101-TG25/10Q/Q25G07SP.PS/.PDF BAM-Material: Code=rhatha Anwendung für Beurteilung und Messung von Drucker- oder Monitorssystemen

TG250-7, 5 stufige Reihen für konstanten CIELAB Buntton 92/360 = 0.255 (links)

5 stufige Reihen für konstanten CIELAB Buntton 92/360 = 0.255 (rechts)

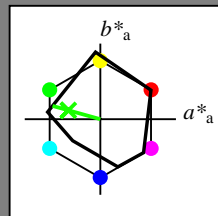
BAM-Prüfvorlage TG25; Farbmimetrik-Systeme ORS18 & ORS18 input: olv* setrgbcolor

D65: Koordinaten-Systeme von 5stufigen Farbreihen für 10 Buntton output: Startup (S) data dependend

Eingabe: Farbmimetrisches Reflexions-System MRS18

für Buntton $h^* = lab^*h = 164/360 = 0.457$
 lab^*tch und lab^*nch

D65: Buntton G
 LCH*Ma: 56 66 164
 rgb*Ma: 0.1 1.0 0.0

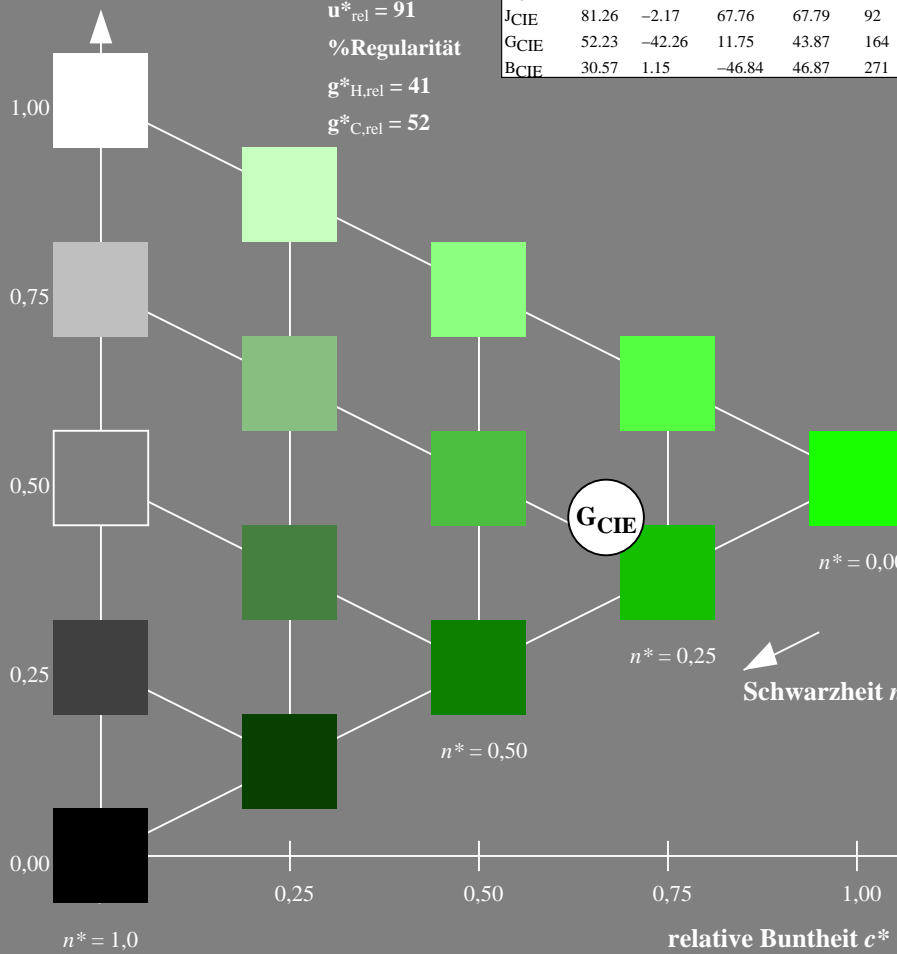


MRS18; adaptierte CIELAB-Daten

| | $L^*=L^*_a$ | a^*_a | b^*_a | $C^*_{ab,a}$ | $h^*_{ab,a}$ |
|--------|-------------|---------|---------|--------------|--------------|
| RMa | 49.63 | 66.96 | 38.37 | 77.18 | 30 |
| JMa | 90.7 | -6.36 | 88.75 | 88.98 | 94 |
| GMa | 52.11 | -69.73 | 9.44 | 70.37 | 172 |
| G50BMa | 45.03 | -36.57 | -28.47 | 46.36 | 218 |
| BMa | 36.65 | 23.19 | -63.05 | 67.18 | 290 |
| B50RMa | 34.94 | 57.17 | -44.26 | 72.31 | 322 |
| NMa | 18.01 | 0.0 | 0.0 | 0.0 | 0 |
| WMa | 95.41 | 0.0 | 0.0 | 0.0 | 0 |
| RCIE | 39.92 | 58.66 | 26.98 | 64.56 | 25 |
| JCIE | 81.26 | -2.17 | 67.76 | 67.79 | 92 |
| GCIE | 52.23 | -42.26 | 11.75 | 43.87 | 164 |
| BCIE | 30.57 | 1.15 | -46.84 | 46.87 | 271 |

Dreiecks-Helligkeit t^*

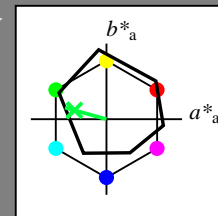
%Umfang
 $u^*_{rel} = 91$
 %Regularität
 $g^*_{H,rel} = 41$
 $g^*_{C,rel} = 52$



Ausgabe: Farbmimetrisches Reflexions-System ORS18

für Buntton $h^* = lab^*h = 164/360 = 0.457$
 LAB^*LCH, LAB^*NCH

D65: Buntton G
 LCH*Ma: 53 57 164
 rgb*Ma: 0.0 1.0 0.25

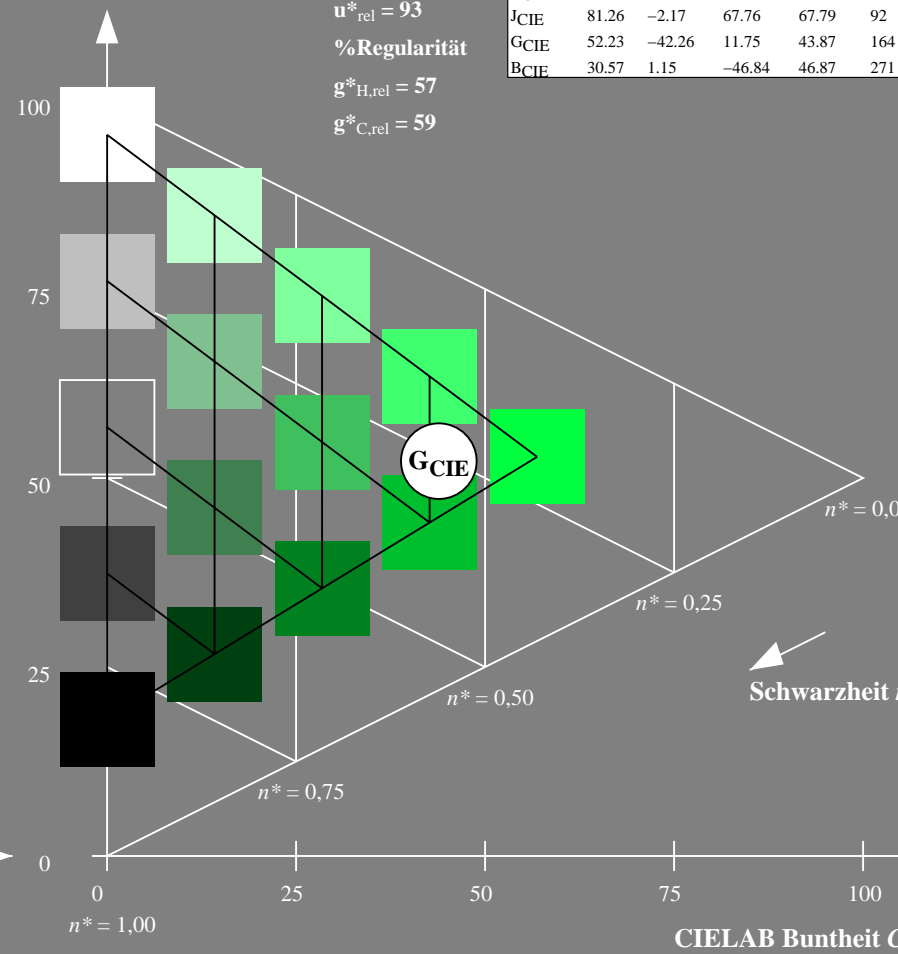


ORS18; adaptierte CIELAB-Daten

| | $L^*=L^*_a$ | a^*_a | b^*_a | $C^*_{ab,a}$ | $h^*_{ab,a}$ |
|------|-------------|---------|---------|--------------|--------------|
| OMa | 47.94 | 65.37 | 50.52 | 82.62 | 38 |
| YMa | 90.37 | -10.27 | 91.77 | 92.34 | 96 |
| LMa | 50.9 | -62.79 | 34.95 | 71.87 | 151 |
| CMa | 58.62 | -30.35 | -45.01 | 54.3 | 236 |
| VMa | 25.71 | 31.11 | -44.42 | 54.24 | 305 |
| MMa | 48.13 | 75.27 | -8.35 | 75.73 | 354 |
| NMa | 18.01 | 0.0 | 0.0 | 0.0 | 0 |
| WMa | 95.41 | 0.0 | 0.0 | 0.0 | 0 |
| RCIE | 39.92 | 58.66 | 26.98 | 64.56 | 25 |
| JCIE | 81.26 | -2.17 | 67.76 | 67.79 | 92 |
| GCIE | 52.23 | -42.26 | 11.75 | 43.87 | 164 |
| BCIE | 30.57 | 1.15 | -46.84 | 46.87 | 271 |

CIELAB-Helligkeit L^*

%Umfang
 $u^*_{rel} = 93$
 %Regularität
 $g^*_{H,rel} = 57$
 $g^*_{C,rel} = 59$



TG250-7, 5 stufige Reihen für konstanten CIELAB Buntton 164/360 = 0.457 (links)

5 stufige Reihen für konstanten CIELAB Buntton 164/360 = 0.457 (rechts)

Siehe ähnliche Dateien: <http://www.ps.bam.de/TG25/>
 Technische Information: <http://www.ps.bam.de/Version 2.1, io=1,1?>

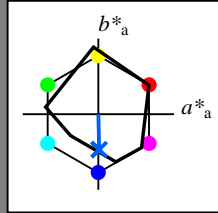
BAM-Registrierung: 20060101-TG25/10Q/Q25G08SP.PS/.PDF BAM-Material: Code=rh4ta
 Anwendung für Beurteilung und Messung von Drucker- oder Monitorssystemen
 /TG25 Form 9/10, Serie: 1/1, Seite: 9
 Scherz hingung 9

Eingabe: Farbmimetrisches Reflexions-System MRS18

für Buntton $h^* = lab^*h = 271/360 = 0.754$

lab^*tch und lab^*nch

D65: Buntton B
 LCH*Ma: 40 50 271
 rgb*Ma: 0.0 0.37 1.0

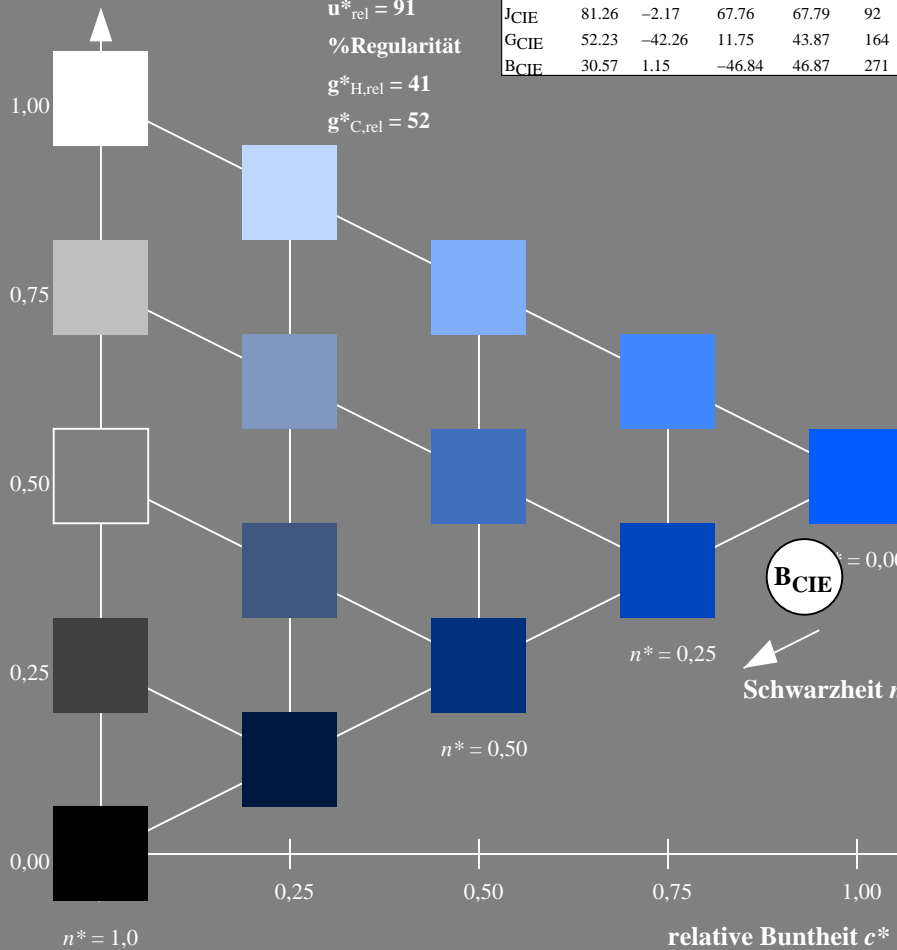


MRS18; adaptierte CIELAB-Daten

| | $L^*=L^*_a$ | a^*_a | b^*_a | $C^*_{ab,a}$ | $h^*_{ab,a}$ |
|--------|-------------|---------|---------|--------------|--------------|
| RMa | 49.63 | 66.96 | 38.37 | 77.18 | 30 |
| JMa | 90.7 | -6.36 | 88.75 | 88.98 | 94 |
| GMa | 52.11 | -69.73 | 9.44 | 70.37 | 172 |
| G50BMa | 45.03 | -36.57 | -28.47 | 46.36 | 218 |
| BMa | 36.65 | 23.19 | -63.05 | 67.18 | 290 |
| B50RMa | 34.94 | 57.17 | -44.26 | 72.31 | 322 |
| NMa | 18.01 | 0.0 | 0.0 | 0.0 | 0 |
| WMa | 95.41 | 0.0 | 0.0 | 0.0 | 0 |
| RCIE | 39.92 | 58.66 | 26.98 | 64.56 | 25 |
| JCIE | 81.26 | -2.17 | 67.76 | 67.79 | 92 |
| GCIE | 52.23 | -42.26 | 11.75 | 43.87 | 164 |
| BCIE | 30.57 | 1.15 | -46.84 | 46.87 | 271 |

Dreiecks-Helligkeit t^*

%Umfang
 $u^*_{rel} = 91$
 %Regularität
 $g^*_{H,rel} = 41$
 $g^*_{C,rel} = 52$



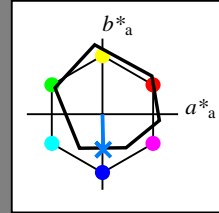
TG250-7, 5 stufige Reihen für konstanten CIELAB Buntton 271/360 = 0.754 (links)

Ausgabe: Farbmimetrisches Reflexions-System ORS18

für Buntton $h^* = lab^*h = 271/360 = 0.754$

LAB^*LCH, LAB^*NCH

D65: Buntton B
 LCH*Ma: 42 45 271
 rgb*Ma: 0.0 0.49 1.0

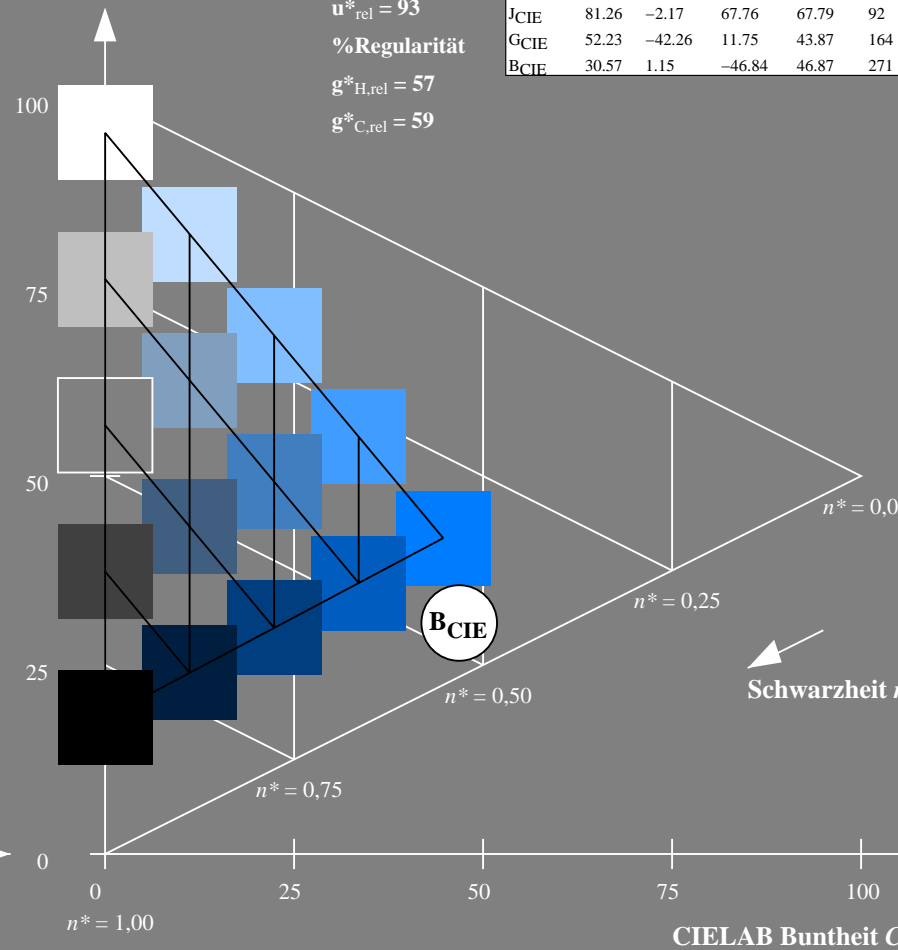


ORS18; adaptierte CIELAB-Daten

| | $L^*=L^*_a$ | a^*_a | b^*_a | $C^*_{ab,a}$ | $h^*_{ab,a}$ |
|------|-------------|---------|---------|--------------|--------------|
| OMa | 47.94 | 65.37 | 50.52 | 82.62 | 38 |
| YMa | 90.37 | -10.27 | 91.77 | 92.34 | 96 |
| LMa | 50.9 | -62.79 | 34.95 | 71.87 | 151 |
| CMa | 58.62 | -30.35 | -45.01 | 54.3 | 236 |
| VMa | 25.71 | 31.11 | -44.42 | 54.24 | 305 |
| MMa | 48.13 | 75.27 | -8.35 | 75.73 | 354 |
| NMa | 18.01 | 0.0 | 0.0 | 0.0 | 0 |
| WMa | 95.41 | 0.0 | 0.0 | 0.0 | 0 |
| RCIE | 39.92 | 58.66 | 26.98 | 64.56 | 25 |
| JCIE | 81.26 | -2.17 | 67.76 | 67.79 | 92 |
| GCIE | 52.23 | -42.26 | 11.75 | 43.87 | 164 |
| BCIE | 30.57 | 1.15 | -46.84 | 46.87 | 271 |

CIELAB-Helligkeit L^*

%Umfang
 $u^*_{rel} = 93$
 %Regularität
 $g^*_{H,rel} = 57$
 $g^*_{C,rel} = 59$



5 stufige Reihen für konstanten CIELAB Buntton 271/360 = 0.754 (rechts)

Siehe ähnliche Dateien: <http://www.ps.bam.de/TG25/>
 Technische Information: <http://www.ps.bam.de/Version 2.1, io=1,1?>

BAM-Registrierung: 20060101-TG25/10Q/Q25G09SP.PS/.PDF BAM-Material: Code=rh4ta
 Anwendung für Beurteilung und Messung von Drucker- oder Monitorssystemen
 /TG25 Form: 10/10Ser: 1/1, Seite: 10
 Seite 10