

Eingabe: Farbmimetrisches Reflexions-System ORS18

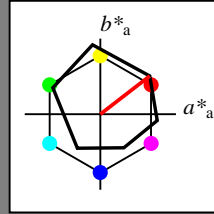
für Buntton $h^* = lab^*h = 38/360 = 0.105$

lab^*tch und lab^*nch

D65: Buntton O

LCH*Ma: 48 83 38

rgb*Ma: 1.0 0.0 0.0



ORS18; adaptierte CIELAB-Daten

	$L^*=L^*_a$	a^*_a	b^*_a	$C^*_{ab,a}$	$h^*_{ab,a}$
OMa	47.94	65.37	50.52	82.62	38
YMa	90.37	-10.27	91.77	92.34	96
LMa	50.9	-62.79	34.95	71.87	151
CMa	58.62	-30.35	-45.01	54.3	236
VMa	25.71	31.11	-44.42	54.24	305
MMa	48.13	75.27	-8.35	75.73	354
NMa	18.01	0.0	0.0	0.0	0
WMa	95.41	0.0	0.0	0.0	0
RCIE	39.92	58.66	26.98	64.56	25
JCIE	81.26	-2.17	67.76	67.79	92
GCIE	52.23	-42.26	11.75	43.87	164
BCIE	30.57	1.15	-46.84	46.87	271

Dreiecks-Helligkeit t^*

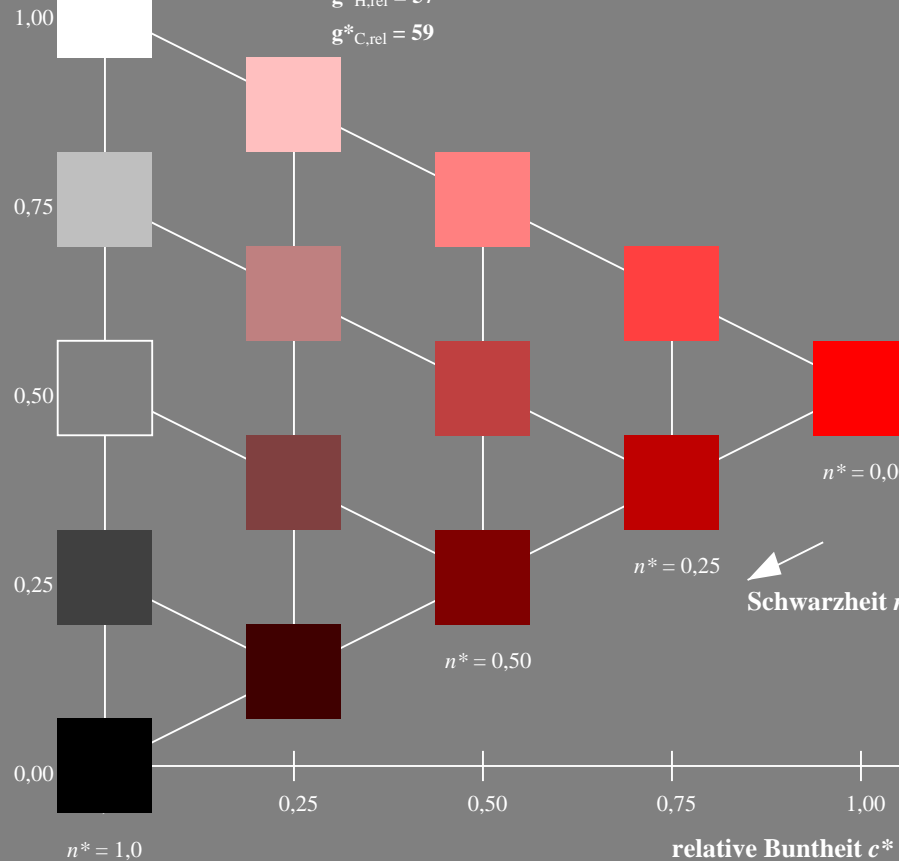
%Umfang

$u^*_{rel} = 93$

%Regularität

$g^*_{H,rel} = 57$

$g^*_{C,rel} = 59$



TG210-7, 5 stufige Reihen für konstanten CIELAB Buntton 38/360 = 0.105 (links)

Ausgabe: Farbmimetrisches Reflexions-System MRS18a

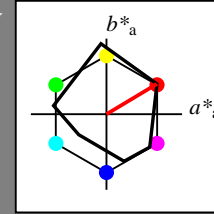
für Buntton $h^* = lab^*h = 31/360 = 0.086$

LAB^*LCH, LAB^*NCH

D65: Buntton R

LCH*Ma: 50 78 31

rgb*Ma: 1.0 0.0 0.0



MRS18a; adaptierte CIELAB-Daten

	$L^*=L^*_a$	a^*_a	b^*_a	$C^*_{ab,a}$	$h^*_{ab,a}$
RMa	49.63	66.8	40.02	77.87	31
JMa	90.7	-7.27	93.19	93.48	94
GMa	52.11	-69.93	11.26	70.85	171
G50BMa	45.03	-36.65	-27.13	45.61	217
BMa	36.65	23.26	-62.27	66.49	290
B50RMa	34.94	57.27	-43.6	71.99	323
NMa	18.01	0.0	0.0	0.0	0
WMa	95.41	0.0	0.0	0.0	0
RCIE	39.92	58.67	27.97	64.99	25
JCIE	81.26	-2.91	71.56	71.62	92
GCIE	52.23	-42.47	13.58	44.6	162
BCIE	30.57	1.33	-46.48	46.51	272

CIELAB-Helligkeit L^*

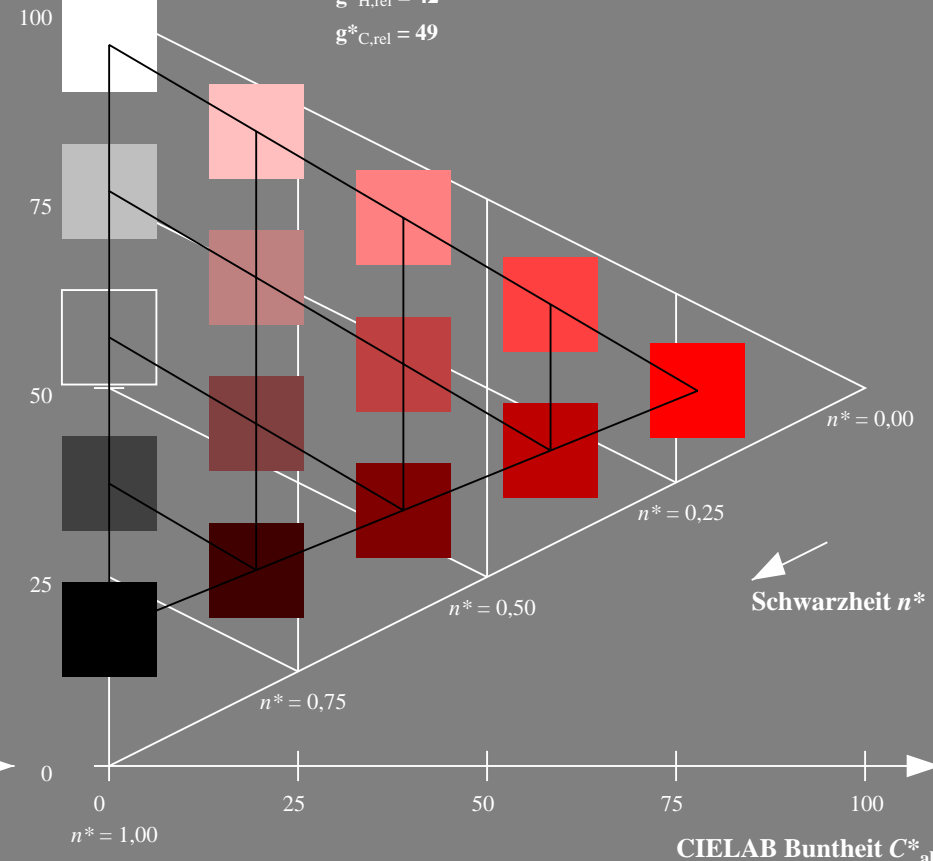
%Umfang

$u^*_{rel} = 92$

%Regularität

$g^*_{H,rel} = 42$

$g^*_{C,rel} = 49$



5 stufige Reihen für konstanten CIELAB Buntton 31/360 = 0.086 (rechts)

Eingabe: Farbmimetrisches Reflexions-System ORS18

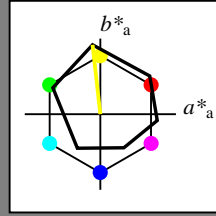
für Buntton $h^* = lab^*h = 96/360 = 0.268$

lab^*tch und lab^*nch

D65: Buntton Y

LCH*Ma: 90 92 96

rgb*Ma: 1.0 1.0 0.0



ORS18; adaptierte CIELAB-Daten

	$L^*=L^*_a$	a^*_a	b^*_a	$C^*_{ab,a}$	$h^*_{ab,a}$
OMa	47.94	65.37	50.52	82.62	38
YMa	90.37	-10.27	91.77	92.34	96
LMa	50.9	-62.79	34.95	71.87	151
CMa	58.62	-30.35	-45.01	54.3	236
VMa	25.71	31.11	-44.42	54.24	305
MMa	48.13	75.27	-8.35	75.73	354
NMa	18.01	0.0	0.0	0.0	0
WMa	95.41	0.0	0.0	0.0	0
RCIE	39.92	58.66	26.98	64.56	25
JCIE	81.26	-2.17	67.76	67.79	92
GCIE	52.23	-42.26	11.75	43.87	164
BCIE	30.57	1.15	-46.84	46.87	271

Dreiecks-Helligkeit t^*

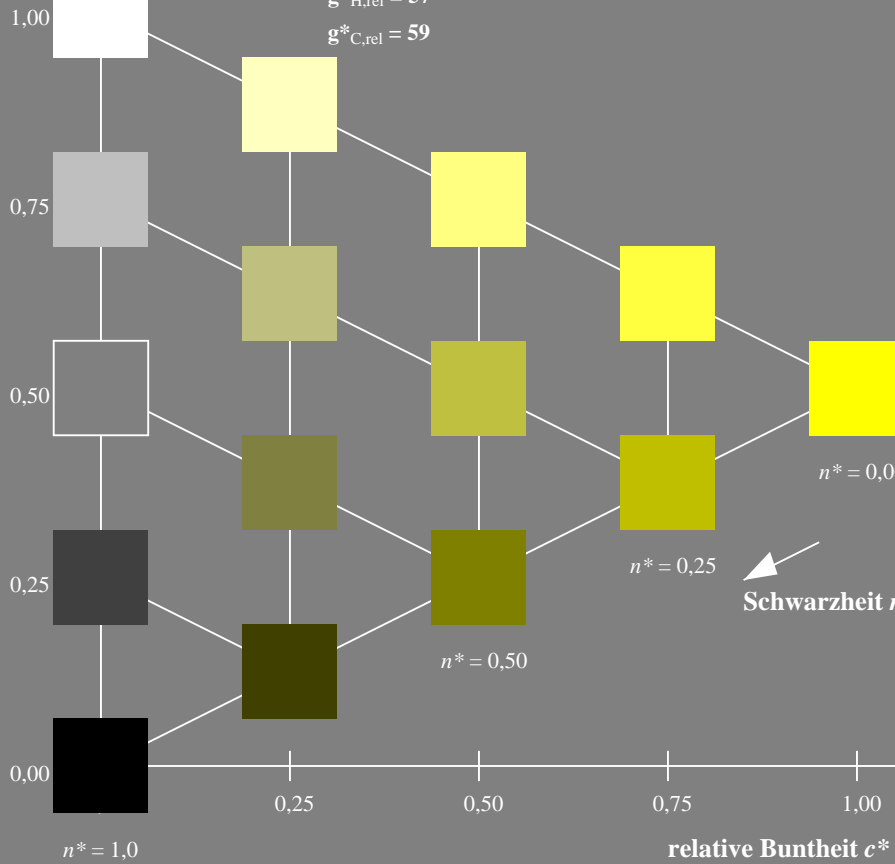
%Umfang

$u^*_{rel} = 93$

%Regularität

$g^*_{H,rel} = 57$

$g^*_{C,rel} = 59$



TG210-7, 5 stufige Reihen für konstanten CIELAB Buntton 96/360 = 0.268 (links)

Ausgabe: Farbmimetrisches Reflexions-System MRS18a

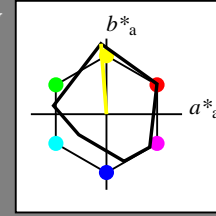
für Buntton $h^* = lab^*h = 94/360 = 0.262$

LAB^*LCH, LAB^*NCH

D65: Buntton J

LCH*Ma: 91 93 94

rgb*Ma: 1.0 1.0 0.0



MRS18a; adaptierte CIELAB-Daten

	$L^*=L^*_a$	a^*_a	b^*_a	$C^*_{ab,a}$	$h^*_{ab,a}$
RMa	49.63	66.8	40.02	77.87	31
JMa	90.7	-7.27	93.19	93.48	94
GMa	52.11	-69.93	11.26	70.85	171
G50BMa	45.03	-36.65	-27.13	45.61	217
BMa	36.65	23.26	-62.27	66.49	290
B50RMa	34.94	57.27	-43.6	71.99	323
NMa	18.01	0.0	0.0	0.0	0
WMa	95.41	0.0	0.0	0.0	0
RCIE	39.92	58.67	27.97	64.99	25
JCIE	81.26	-2.91	71.56	71.62	92
GCIE	52.23	-42.47	13.58	44.6	162
BCIE	30.57	1.33	-46.48	46.51	272

CIELAB-Helligkeit L^*

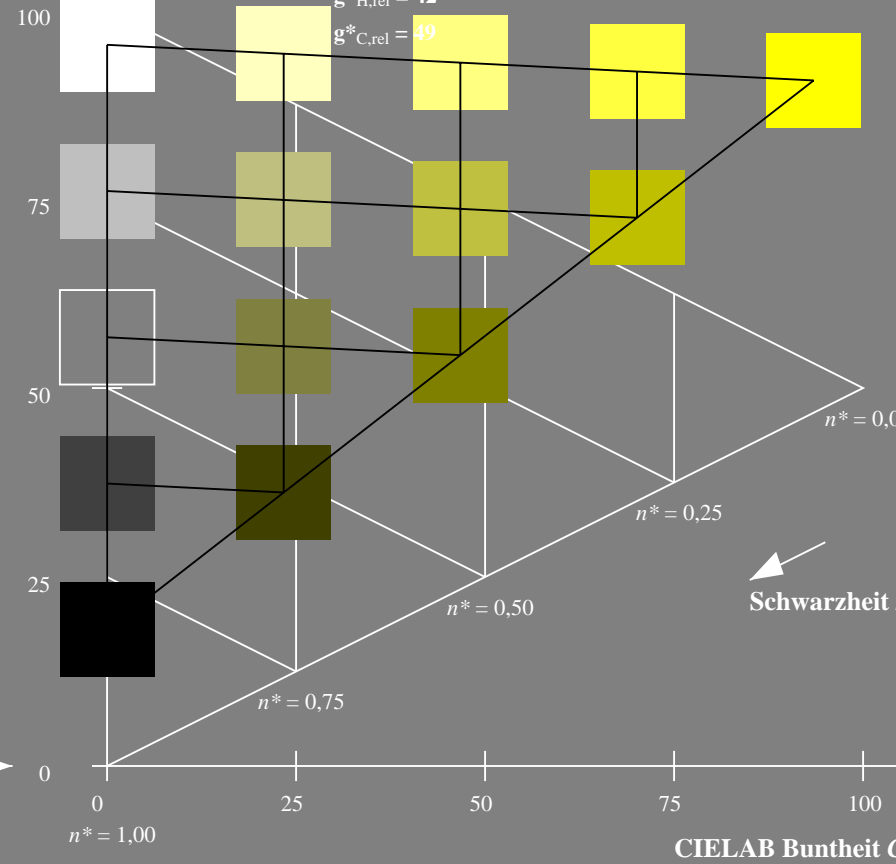
%Umfang

$u^*_{rel} = 92$

%Regularität

$g^*_{H,rel} = 42$

$g^*_{C,rel} = 49$



5 stufige Reihen für konstanten CIELAB Buntton 94/360 = 0.262 (rechts)

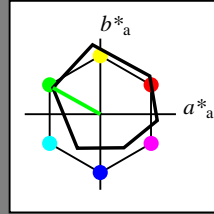
Siehe ähnliche Dateien: <http://www.ps.bam.de/TG21/>
 Technische Information: <http://www.ps.bam.de> Version 2.1, io=1,1?

BAM-Registrierung: 20060101-TG21/10Q/Q21G01SP.PS/.PDF BAM-Material: Code=rh4ta
 Anwendung für Beurteilung und Messung von Drucker- oder Monitorssystemen
 /TG21/ Form: 2/10, Serie: 1/1, Seite: 2
 Seitenlung 2

Eingabe: Farbmimetrisches Reflexions-System ORS18

für Buntton $h^* = lab^*h = 151/360 = 0.419$
 lab^*tch und lab^*nch

D65: Buntton L
 LCH*Ma: 51 72 151
 rgb*Ma: 0.0 1.0 0.0

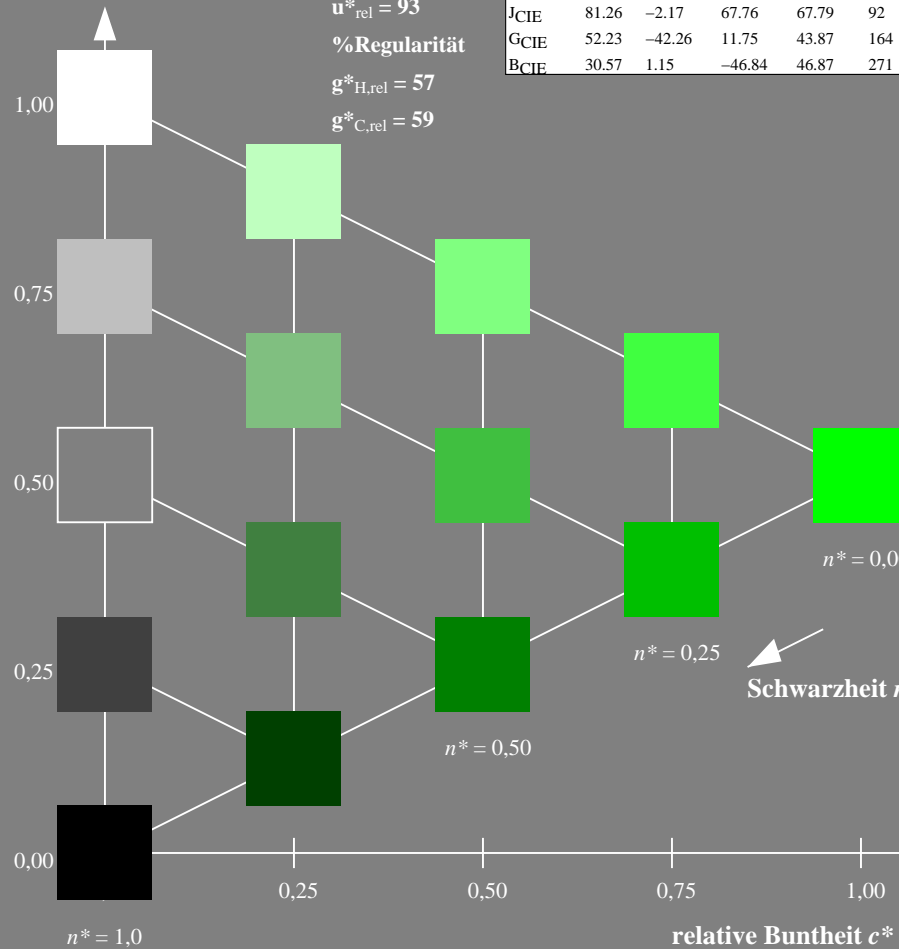


ORS18; adaptierte CIELAB-Daten

	$L^*=L^*_a$	a^*_a	b^*_a	$C^*_{ab,a}$	$h^*_{ab,a}$
OMa	47.94	65.37	50.52	82.62	38
YMa	90.37	-10.27	91.77	92.34	96
LMa	50.9	-62.79	34.95	71.87	151
CMa	58.62	-30.35	-45.01	54.3	236
VMa	25.71	31.11	-44.42	54.24	305
MMa	48.13	75.27	-8.35	75.73	354
NMa	18.01	0.0	0.0	0.0	0
WMa	95.41	0.0	0.0	0.0	0
RCIE	39.92	58.66	26.98	64.56	25
JCIE	81.26	-2.17	67.76	67.79	92
GCIE	52.23	-42.26	11.75	43.87	164
BCIE	30.57	1.15	-46.84	46.87	271

Dreiecks-Helligkeit t^*

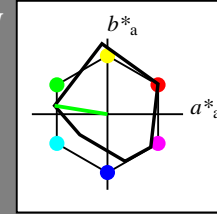
%Umfang
 $u^*_{rel} = 93$
 %Regularität
 $g^*_{H,rel} = 57$
 $g^*_{C,rel} = 59$



Ausgabe: Farbmimetrisches Reflexions-System MRS18a

für Buntton $h^* = lab^*h = 171/360 = 0.475$
 LAB^*LCH, LAB^*NCH

D65: Buntton G
 LCH*Ma: 52 71 171
 rgb*Ma: 0.0 1.0 0.0

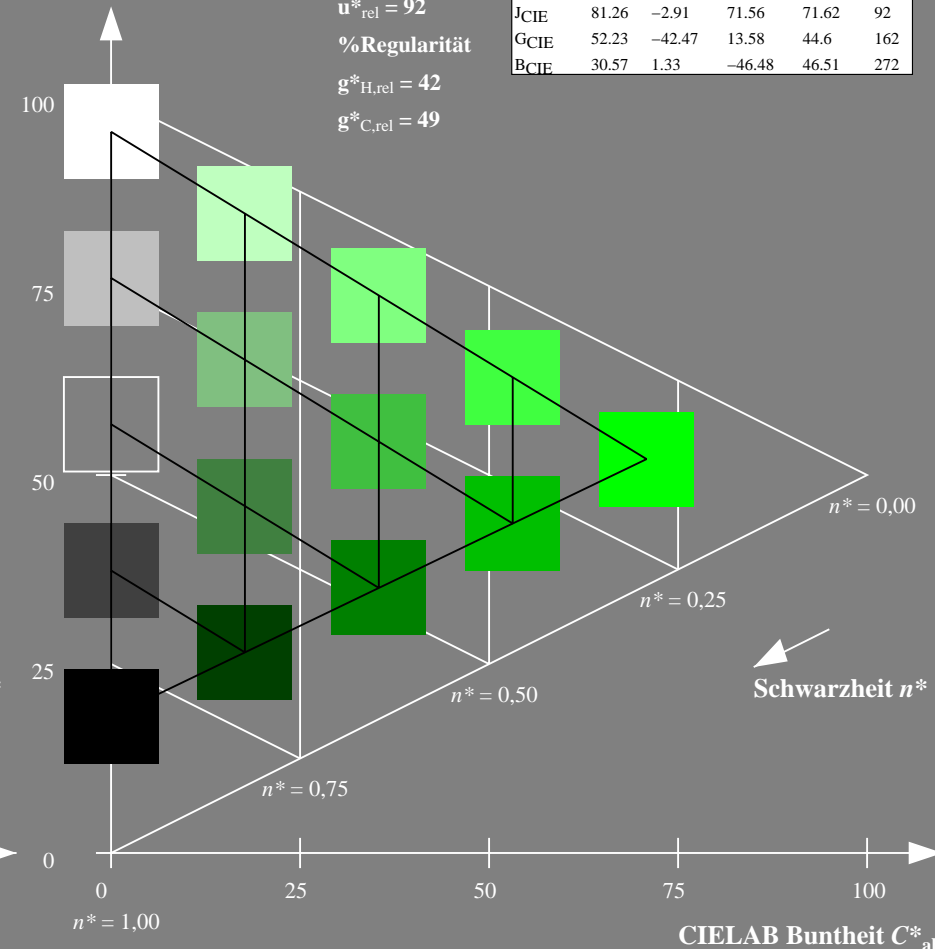


MRS18a; adaptierte CIELAB-Daten

	$L^*=L^*_a$	a^*_a	b^*_a	$C^*_{ab,a}$	$h^*_{ab,a}$
RMa	49.63	66.8	40.02	77.87	31
JMa	90.7	-7.27	93.19	93.48	94
GMa	52.11	-69.93	11.26	70.85	171
G50BMa	45.03	-36.65	-27.13	45.61	217
BMa	36.65	23.26	-62.27	66.49	290
B50RMa	34.94	57.27	-43.6	71.99	323
NMa	18.01	0.0	0.0	0.0	0
WMa	95.41	0.0	0.0	0.0	0
RCIE	39.92	58.67	27.97	64.99	25
JCIE	81.26	-2.91	71.56	71.62	92
GCIE	52.23	-42.47	13.58	44.6	162
BCIE	30.57	1.33	-46.48	46.51	272

CIELAB-Helligkeit L^*

%Umfang
 $u^*_{rel} = 92$
 %Regularität
 $g^*_{H,rel} = 42$
 $g^*_{C,rel} = 49$



TG210-7, 5-stufige Reihen für konstanten CIELAB Buntton 151/360 = 0.419 (links)

5-stufige Reihen für konstanten CIELAB Buntton 171/360 = 0.475 (rechts)

Siehe ähnliche Dateien: <http://www.ps.bam.de/TG21/>
 Technische Information: <http://www.ps.bam.de> Version 2.1, io=1,1?

BAM-Registrierung: 20060101-TG21/10Q/Q21G02SP.PS/.PDF BAM-Material: Code=rh4ta
 Anwendung für Beurteilung und Messung von Drucker- oder Monitorssystemen
 /TG21/ Form: 3/10, Serie: 1/1, Seite: 3
 Seitenhang 3

Eingabe: Farbmimetrisches Reflexions-System ORS18

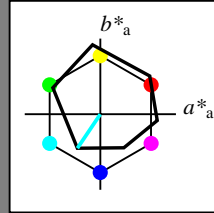
für Buntton $h^* = lab^*h = 236/360 = 0.656$

lab^*tch und lab^*nch

D65: Buntton C

LCH*Ma: 59 54 236

rgb*Ma: 0.0 1.0 1.0



ORS18; adaptierte CIELAB-Daten

	$L^*=L^*_a$	a^*_a	b^*_a	$C^*_{ab,a}$	$h^*_{ab,a}$
OMa	47.94	65.37	50.52	82.62	38
YMa	90.37	-10.27	91.77	92.34	96
LMa	50.9	-62.79	34.95	71.87	151
CMa	58.62	-30.35	-45.01	54.3	236
VMa	25.71	31.11	-44.42	54.24	305
MMa	48.13	75.27	-8.35	75.73	354
NMa	18.01	0.0	0.0	0.0	0
WMa	95.41	0.0	0.0	0.0	0
RCIE	39.92	58.66	26.98	64.56	25
JCIE	81.26	-2.17	67.76	67.79	92
GCIE	52.23	-42.26	11.75	43.87	164
BCIE	30.57	1.15	-46.84	46.87	271

Dreiecks-Helligkeit t^*

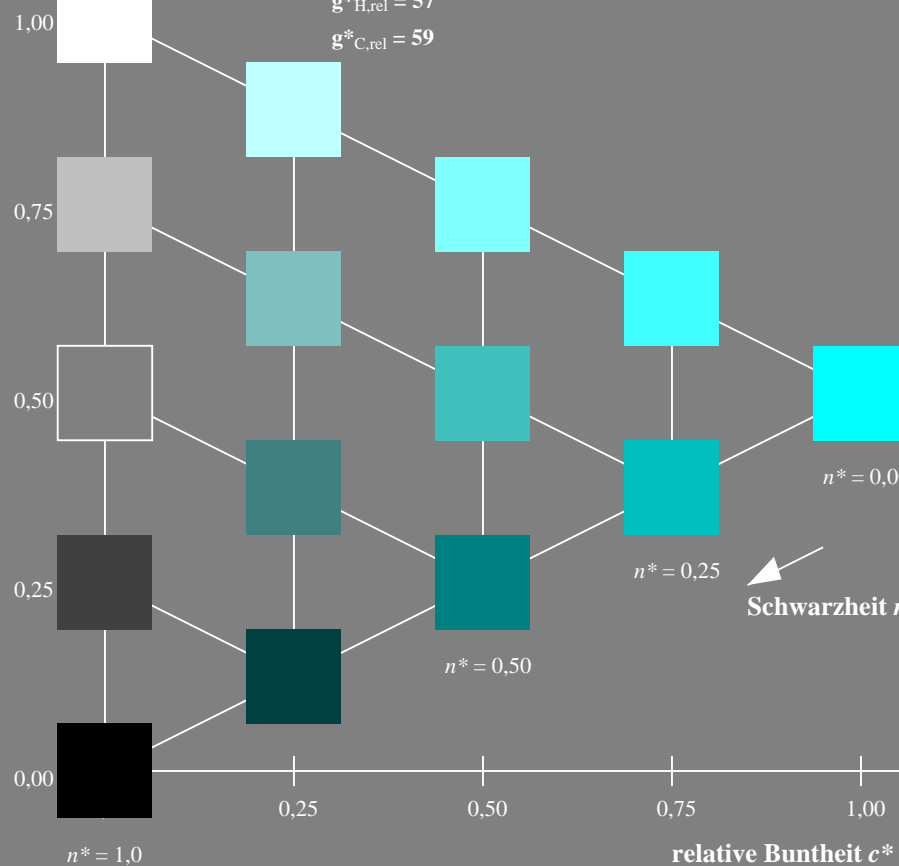
%Umfang

$u^*_{rel} = 93$

%Regularität

$g^*_{H,rel} = 57$

$g^*_{C,rel} = 59$



Ausgabe: Farbmimetrisches Reflexions-System MRS18a

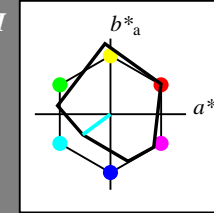
für Buntton $h^* = lab^*h = 217/360 = 0.601$

LAB^*LCH, LAB^*NCH

D65: Buntton G50B

LCH*Ma: 45 46 217

rgb*Ma: 0.0 1.0 1.0



MRS18a; adaptierte CIELAB-Daten

	$L^*=L^*_a$	a^*_a	b^*_a	$C^*_{ab,a}$	$h^*_{ab,a}$
RMa	49.63	66.8	40.02	77.87	31
JMa	90.7	-7.27	93.19	93.48	94
GMa	52.11	-69.93	11.26	70.85	171
G50BMa	45.03	-36.65	-27.13	45.61	217
BMa	36.65	23.26	-62.27	66.49	290
B50RMa	34.94	57.27	-43.6	71.99	323
NMa	18.01	0.0	0.0	0.0	0
WMa	95.41	0.0	0.0	0.0	0
RCIE	39.92	58.67	27.97	64.99	25
JCIE	81.26	-2.91	71.56	71.62	92
GCIE	52.23	-42.47	13.58	44.6	162
BCIE	30.57	1.33	-46.48	46.51	272

CIELAB-Helligkeit L^*

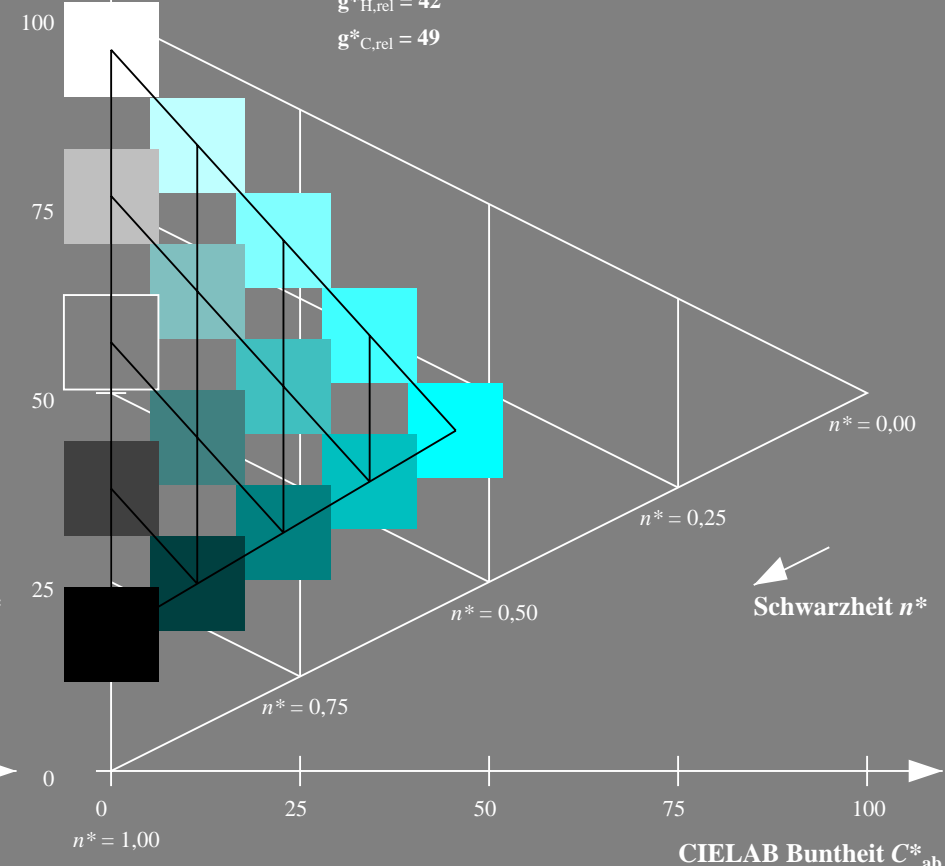
%Umfang

$u^*_{rel} = 92$

%Regularität

$g^*_{H,rel} = 42$

$g^*_{C,rel} = 49$



TG210-7, 5-stufige Reihen für konstanten CIELAB Buntton 236/360 = 0.656 (links)

5-stufige Reihen für konstanten CIELAB Buntton 217/360 = 0.601 (rechts)

BAM-Prüfvorlage TG21; Farbmimetrische-Systeme ORS18 & ORS18 input: $olv^* setrgbcolor$

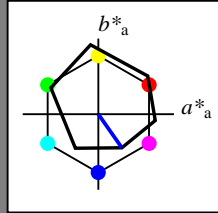
D65: Koordinaten-Systeme von 5-stufigen Farbreihen für 10 Buntton input: Startup (S) data dependend

Eingabe: Farbmimetrisches Reflexions-System ORS18

für Buntton $h^* = lab^*h = 305/360 = 0.847$

lab^*tch und lab^*nch

D65: Buntton V
LCH*Ma: 26 54 305
rgb*Ma: 0.0 0.0 1.0



ORS18; adaptierte CIELAB-Daten

	$L^*=L^*_a$	a^*_a	b^*_a	$C^*_{ab,a}$	$h^*_{ab,a}$
OMa	47.94	65.37	50.52	82.62	38
YMa	90.37	-10.27	91.77	92.34	96
LMa	50.9	-62.79	34.95	71.87	151
CMa	58.62	-30.35	-45.01	54.3	236
VMa	25.71	31.11	-44.42	54.24	305
MMa	48.13	75.27	-8.35	75.73	354
NMa	18.01	0.0	0.0	0.0	0
WMa	95.41	0.0	0.0	0.0	0
RCIE	39.92	58.66	26.98	64.56	25
JCIE	81.26	-2.17	67.76	67.79	92
GCIE	52.23	-42.26	11.75	43.87	164
BCIE	30.57	1.15	-46.84	46.87	271

Dreiecks-Helligkeit t^*

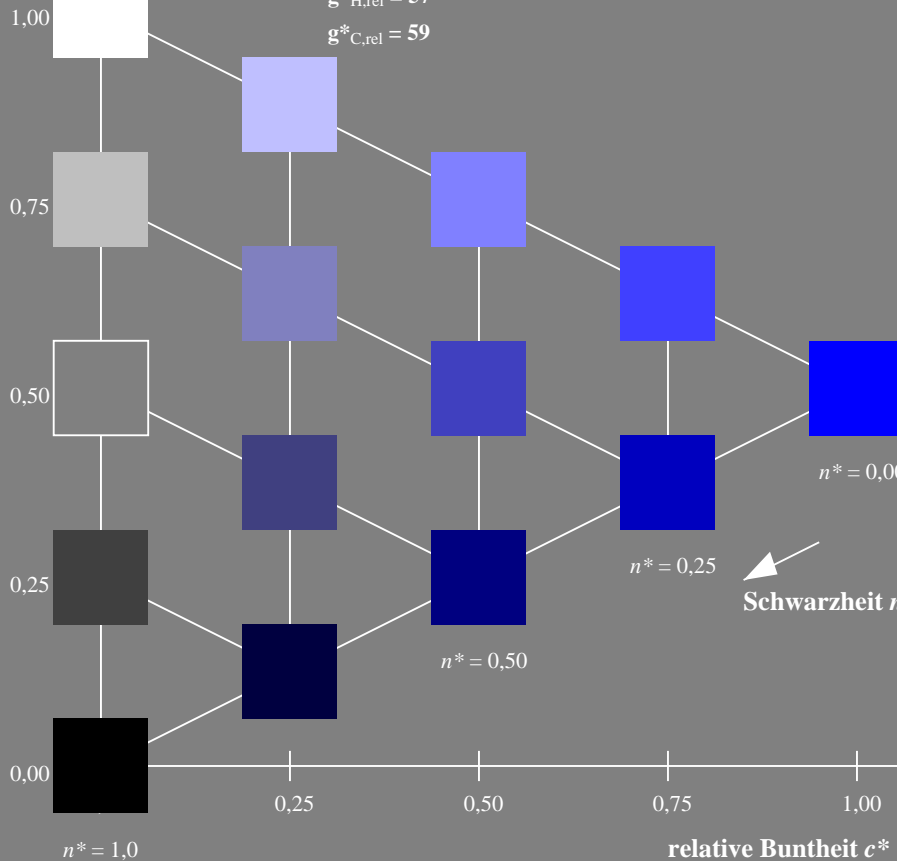
%Umfang

$u^*_{rel} = 93$

%Regularität

$g^*_{H,rel} = 57$

$g^*_{C,rel} = 59$

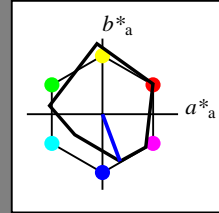


Ausgabe: Farbmimetrisches Reflexions-System MRS18a

für Buntton $h^* = lab^*h = 290/360 = 0.807$

LAB^*LCH, LAB^*NCH

D65: Buntton B
LCH*Ma: 37 66 290
rgb*Ma: 0.0 0.0 1.0



MRS18a; adaptierte CIELAB-Daten

	$L^*=L^*_a$	a^*_a	b^*_a	$C^*_{ab,a}$	$h^*_{ab,a}$
RMa	49.63	66.8	40.02	77.87	31
JMa	90.7	-7.27	93.19	93.48	94
GMa	52.11	-69.93	11.26	70.85	171
G50BMa	45.03	-36.65	-27.13	45.61	217
BMa	36.65	23.26	-62.27	66.49	290
B50RMa	34.94	57.27	-43.6	71.99	323
NMa	18.01	0.0	0.0	0.0	0
WMa	95.41	0.0	0.0	0.0	0
RCIE	39.92	58.67	27.97	64.99	25
JCIE	81.26	-2.91	71.56	71.62	92
GCIE	52.23	-42.47	13.58	44.6	162
BCIE	30.57	1.33	-46.48	46.51	272

CIELAB-Helligkeit L^*

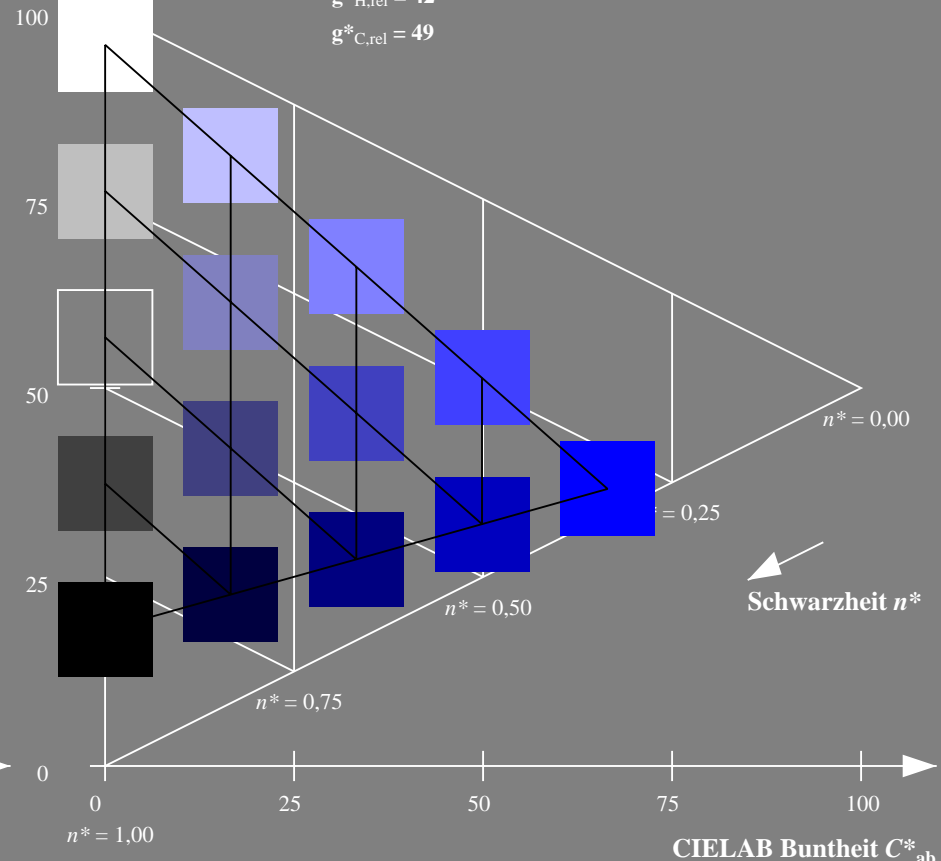
%Umfang

$u^*_{rel} = 92$

%Regularität

$g^*_{H,rel} = 42$

$g^*_{C,rel} = 49$



TG210-7, 5 stufige Reihen für konstanten CIELAB Buntton 305/360 = 0.847 (links)

5 stufige Reihen für konstanten CIELAB Buntton 290/360 = 0.807 (rechts)

Eingabe: Farbmimetrisches Reflexions-System ORS18

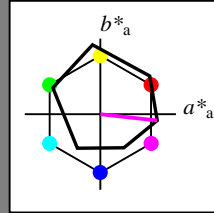
für Buntton $h^* = lab^*h = 354/360 = 0.982$

lab^*tch und lab^*nch

D65: Buntton M

LCH*Ma: 48 76 354

rgb*Ma: 1.0 0.0 1.0



ORS18; adaptierte CIELAB-Daten

	$L^*=L^*_a$	a^*_a	b^*_a	$C^*_{ab,a}$	$h^*_{ab,a}$
OMa	47.94	65.37	50.52	82.62	38
YMa	90.37	-10.27	91.77	92.34	96
LMa	50.9	-62.79	34.95	71.87	151
CMa	58.62	-30.35	-45.01	54.3	236
VMa	25.71	31.11	-44.42	54.24	305
MMa	48.13	75.27	-8.35	75.73	354
NMa	18.01	0.0	0.0	0.0	0
WMa	95.41	0.0	0.0	0.0	0
RCIE	39.92	58.66	26.98	64.56	25
JCIE	81.26	-2.17	67.76	67.79	92
GCIE	52.23	-42.26	11.75	43.87	164
BCIE	30.57	1.15	-46.84	46.87	271

Dreiecks-Helligkeit t^*

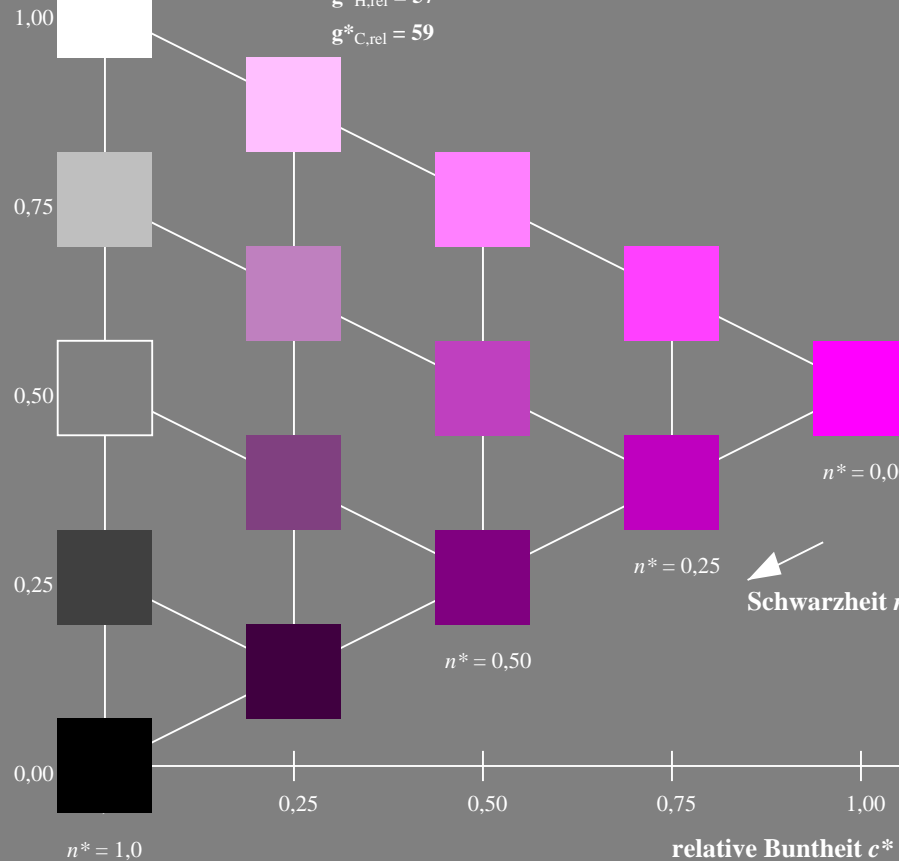
%Umfang

$u^*_{rel} = 93$

%Regularität

$g^*_{H,rel} = 57$

$g^*_{C,rel} = 59$



TG210-7, 5 stufige Reihen für konstanten CIELAB Bunton 354/360 = 0.982 (links)

Ausgabe: Farbmimetrisches Reflexions-System MRS18a

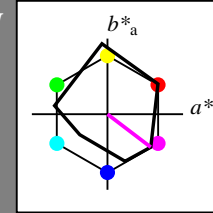
für Buntton $h^* = lab^*h = 323/360 = 0.896$

LAB^*LCH, LAB^*NCH

D65: Buntton B50R

LCH*Ma: 35 72 323

rgb*Ma: 1.0 0.0 1.0



MRS18a; adaptierte CIELAB-Daten

	$L^*=L^*_a$	a^*_a	b^*_a	$C^*_{ab,a}$	$h^*_{ab,a}$
RMa	49.63	66.8	40.02	77.87	31
JMa	90.7	-7.27	93.19	93.48	94
GMa	52.11	-69.93	11.26	70.85	171
G50BMa	45.03	-36.65	-27.13	45.61	217
BMa	36.65	23.26	-62.27	66.49	290
B50RMa	34.94	57.27	-43.6	71.99	323
NMa	18.01	0.0	0.0	0.0	0
WMa	95.41	0.0	0.0	0.0	0
RCIE	39.92	58.67	27.97	64.99	25
JCIE	81.26	-2.91	71.56	71.62	92
GCIE	52.23	-42.47	13.58	44.6	162
BCIE	30.57	1.33	-46.48	46.51	272

CIELAB-Helligkeit L^*

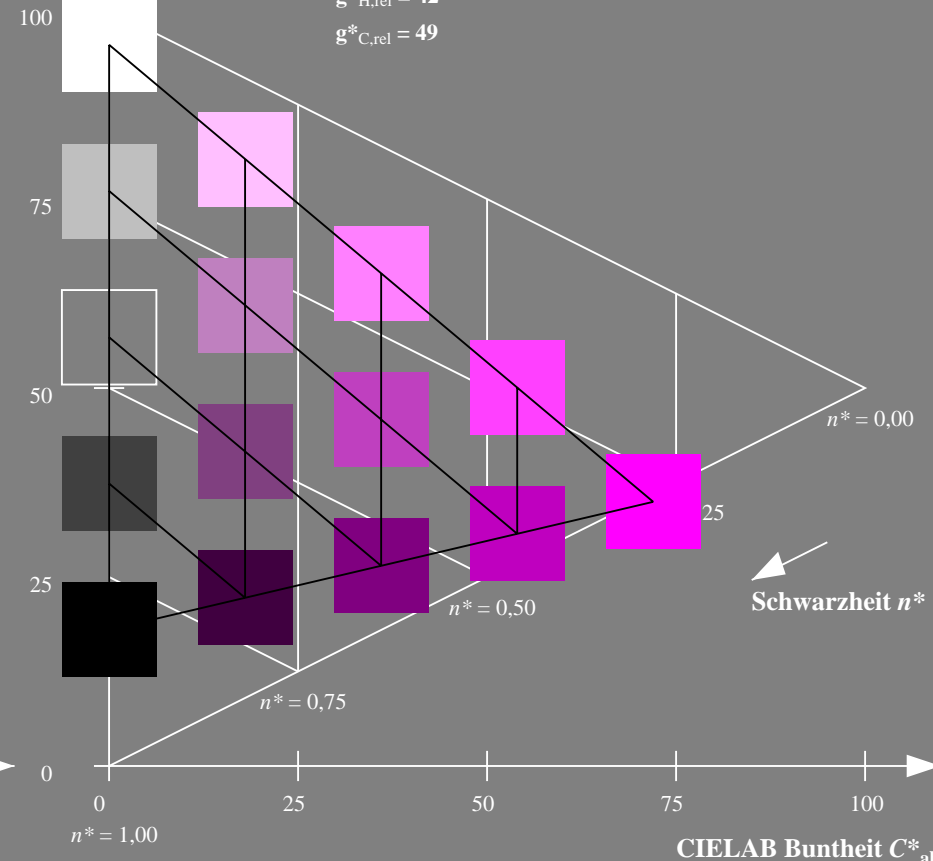
%Umfang

$u^*_{rel} = 92$

%Regularität

$g^*_{H,rel} = 42$

$g^*_{C,rel} = 49$

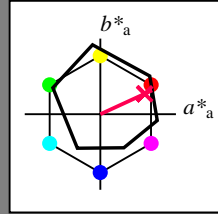


5 stufige Reihen für konstanten CIELAB Bunton 323/360 = 0.896 (rechts)

Eingabe: Farbmimetrisches Reflexions-System ORS18

für Buntton $h^* = lab^*h = 25/360 = 0.069$
 lab^*tch und lab^*nch

D65: Buntton R
 LCH*Ma: 48 75 25
 rgb*Ma: 1.0 0.0 0.32

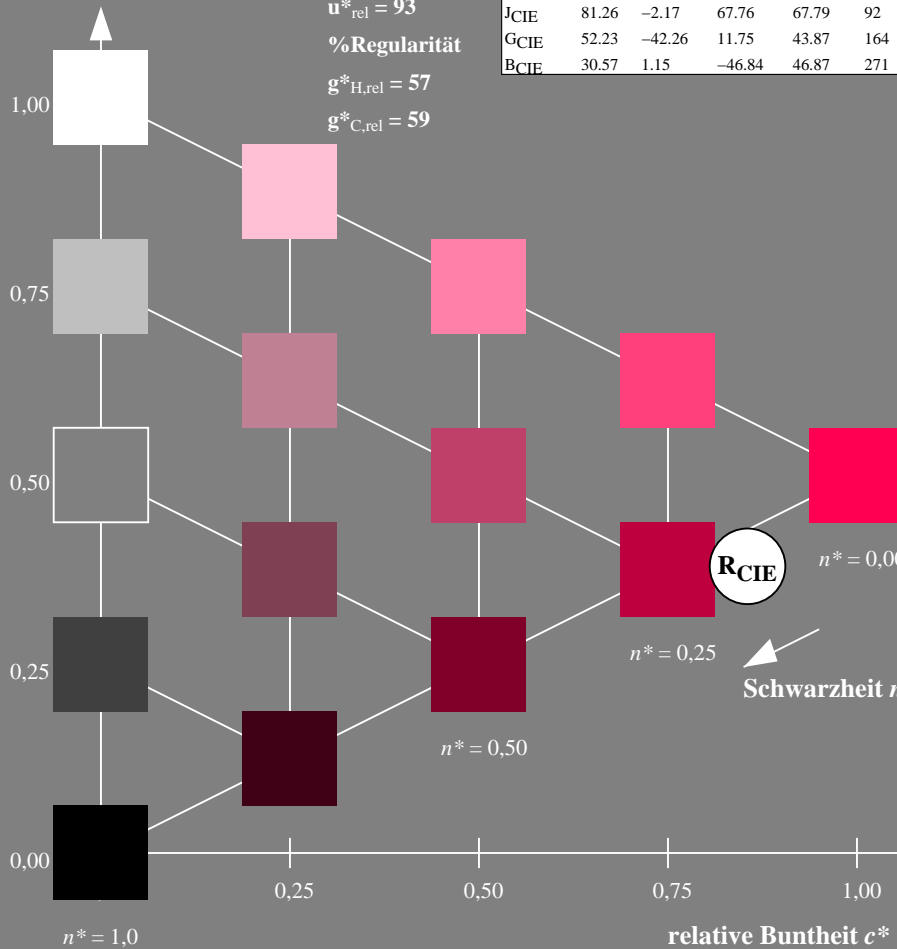


ORS18; adaptierte CIELAB-Daten

	$L^*=L^*_a$	a^*_a	b^*_a	$C^*_{ab,a}$	$h^*_{ab,a}$
OMa	47.94	65.37	50.52	82.62	38
YMa	90.37	-10.27	91.77	92.34	96
LMa	50.9	-62.79	34.95	71.87	151
CMa	58.62	-30.35	-45.01	54.3	236
VMa	25.71	31.11	-44.42	54.24	305
MMa	48.13	75.27	-8.35	75.73	354
NMa	18.01	0.0	0.0	0.0	0
WMa	95.41	0.0	0.0	0.0	0
RCIE	39.92	58.66	26.98	64.56	25
JCIE	81.26	-2.17	67.76	67.79	92
GCIE	52.23	-42.26	11.75	43.87	164
BCIE	30.57	1.15	-46.84	46.87	271

Dreiecks-Helligkeit t^*

%Umfang
 $u^*_{rel} = 93$
 %Regularität
 $g^*_{H,rel} = 57$
 $g^*_{C,rel} = 59$

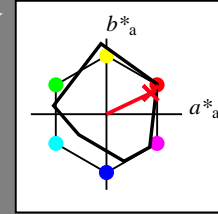


TG210-7, 5 stufige Reihen für konstanten CIELAB Bunnton 25/360 = 0.069 (links)

Ausgabe: Farbmimetrisches Reflexions-System MRS18a

für Buntton $h^* = lab^*h = 25/360 = 0.071$
 LAB^*LCH, LAB^*NCH

D65: Buntton R
 LCH*Ma: 48 73 25
 rgb*Ma: 1.0 0.0 0.1

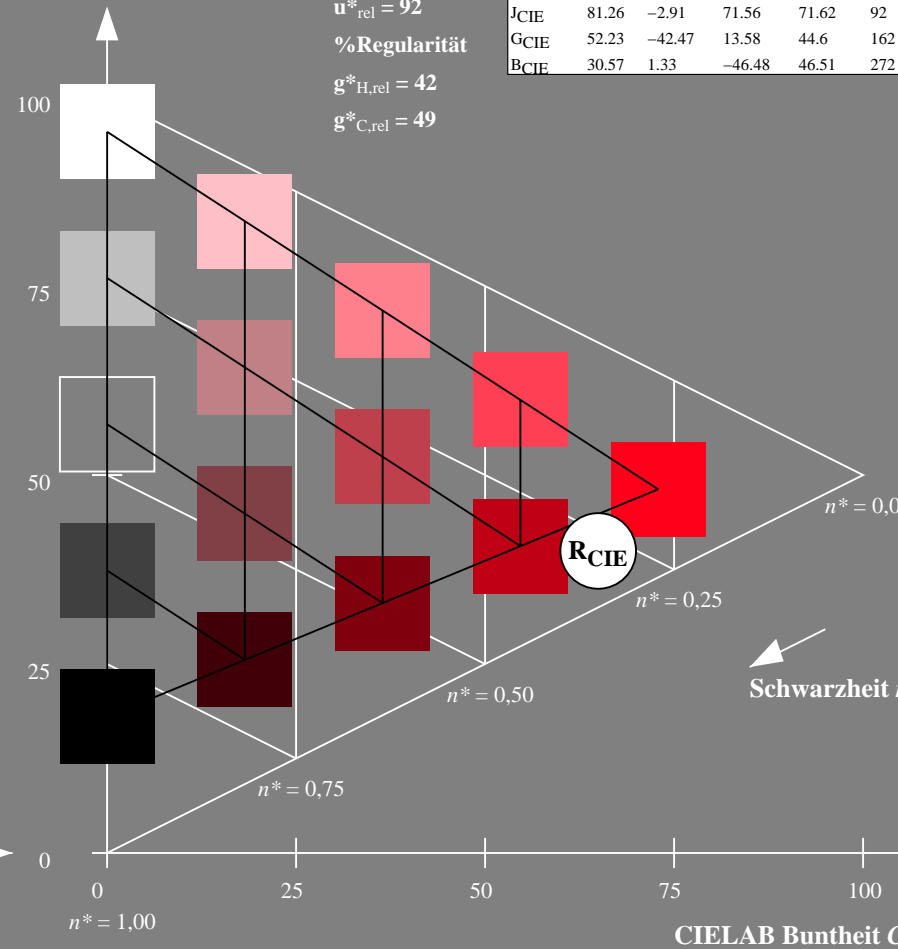


MRS18a; adaptierte CIELAB-Daten

	$L^*=L^*_a$	a^*_a	b^*_a	$C^*_{ab,a}$	$h^*_{ab,a}$
RMa	49.63	66.8	40.02	77.87	31
JMa	90.7	-7.27	93.19	93.48	94
GMa	52.11	-69.93	11.26	70.85	171
G50BMa	45.03	-36.65	-27.13	45.61	217
BMa	36.65	23.26	-62.27	66.49	290
B50RMa	34.94	57.27	-43.6	71.99	323
NMa	18.01	0.0	0.0	0.0	0
WMa	95.41	0.0	0.0	0.0	0
RCIE	39.92	58.67	27.97	64.99	25
JCIE	81.26	-2.91	71.56	71.62	92
GCIE	52.23	-42.47	13.58	44.6	162
BCIE	30.57	1.33	-46.48	46.51	272

CIELAB-Helligkeit L^*

%Umfang
 $u^*_{rel} = 92$
 %Regularität
 $g^*_{H,rel} = 42$
 $g^*_{C,rel} = 49$



5 stufige Reihen für konstanten CIELAB Bunnton 25/360 = 0.071 (rechts)

Eingabe: Farbmimetrisches Reflexions-System ORS18

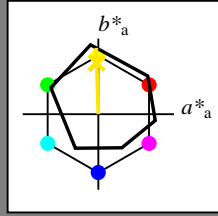
für Buntton $h^* = lab^*h = 92/360 = 0.255$

lab^*tch und lab^*nch

D65: Buntton J

LCH*Ma: 86 88 92

rgb*Ma: 1.0 0.9 0.0



ORS18; adaptierte CIELAB-Daten

	$L^*=L^*_a$	a^*_a	b^*_a	$C^*_{ab,a}$	$h^*_{ab,a}$
OMa	47.94	65.37	50.52	82.62	38
YMa	90.37	-10.27	91.77	92.34	96
LMa	50.9	-62.79	34.95	71.87	151
CMa	58.62	-30.35	-45.01	54.3	236
VMa	25.71	31.11	-44.42	54.24	305
MMa	48.13	75.27	-8.35	75.73	354
NMa	18.01	0.0	0.0	0.0	0
WMa	95.41	0.0	0.0	0.0	0
RCIE	39.92	58.66	26.98	64.56	25
JCIE	81.26	-2.17	67.76	67.79	92
GCIE	52.23	-42.26	11.75	43.87	164
BCIE	30.57	1.15	-46.84	46.87	271

Dreiecks-Helligkeit t^*

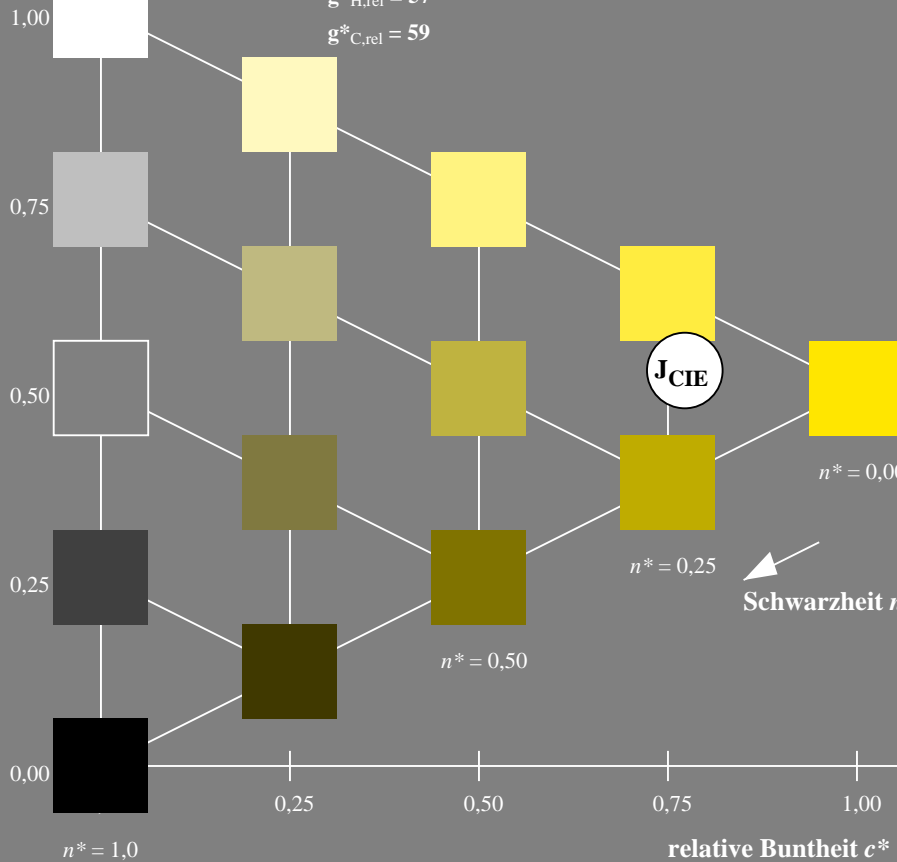
%Umfang

$u^*_{rel} = 93$

%Regularität

$g^*_{H,rel} = 57$

$g^*_{C,rel} = 59$



TG210-7, 5 stufige Reihen für konstanten CIELAB Buntton 92/360 = 0.255 (links)

Ausgabe: Farbmimetrisches Reflexions-System MRS18a

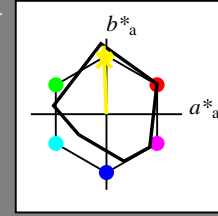
für Buntton $h^* = lab^*h = 92/360 = 0.256$

LAB^*LCH, LAB^*NCH

D65: Buntton J

LCH*Ma: 89 91 92

rgb*Ma: 1.0 0.95 0.0



MRS18a; adaptierte CIELAB-Daten

	$L^*=L^*_a$	a^*_a	b^*_a	$C^*_{ab,a}$	$h^*_{ab,a}$
RMa	49.63	66.8	40.02	77.87	31
JMa	90.7	-7.27	93.19	93.48	94
GMa	52.11	-69.93	11.26	70.85	171
G50BMa	45.03	-36.65	-27.13	45.61	217
BMa	36.65	23.26	-62.27	66.49	290
B50RMa	34.94	57.27	-43.6	71.99	323
NMa	18.01	0.0	0.0	0.0	0
WMa	95.41	0.0	0.0	0.0	0
RCIE	39.92	58.67	27.97	64.99	25
JCIE	81.26	-2.91	71.56	71.62	92
GCIE	52.23	-42.47	13.58	44.6	162
BCIE	30.57	1.33	-46.48	46.51	272

CIELAB-Helligkeit L^*

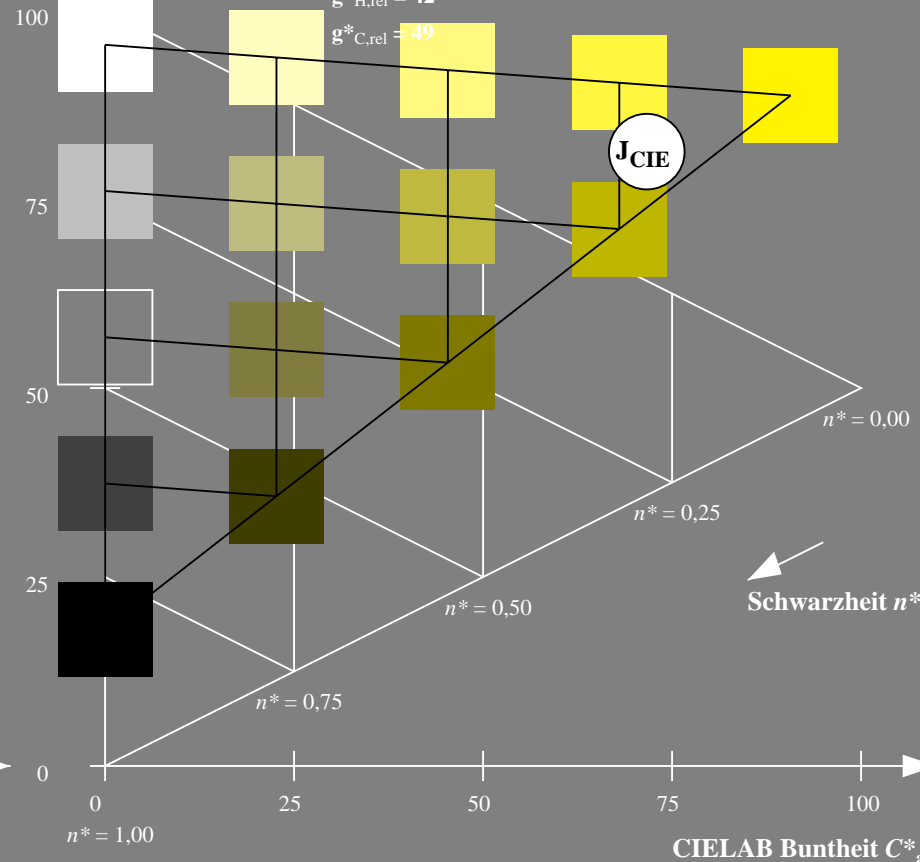
%Umfang

$u^*_{rel} = 92$

%Regularität

$g^*_{H,rel} = 42$

$g^*_{C,rel} = 49$



5 stufige Reihen für konstanten CIELAB Buntton 92/360 = 0.256 (rechts)

Eingabe: Farbmimetrisches Reflexions-System ORS18

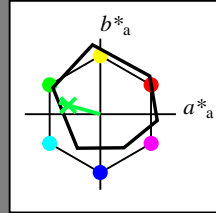
für Buntton $h^* = lab^*h = 164/360 = 0.457$

lab^*tch und lab^*nch

D65: Buntton G

LCH*Ma: 53 57 164

rgb*Ma: 0.0 1.0 0.25



ORS18; adaptierte CIELAB-Daten

	$L^*=L^*_a$	a^*_a	b^*_a	$C^*_{ab,a}$	$h^*_{ab,a}$
OMa	47.94	65.37	50.52	82.62	38
YMa	90.37	-10.27	91.77	92.34	96
LMa	50.9	-62.79	34.95	71.87	151
CMa	58.62	-30.35	-45.01	54.3	236
VMa	25.71	31.11	-44.42	54.24	305
MMa	48.13	75.27	-8.35	75.73	354
NMa	18.01	0.0	0.0	0.0	0
WMa	95.41	0.0	0.0	0.0	0
RCIE	39.92	58.66	26.98	64.56	25
JCIE	81.26	-2.17	67.76	67.79	92
GCIE	52.23	-42.26	11.75	43.87	164
BCIE	30.57	1.15	-46.84	46.87	271

Dreiecks-Helligkeit t^*

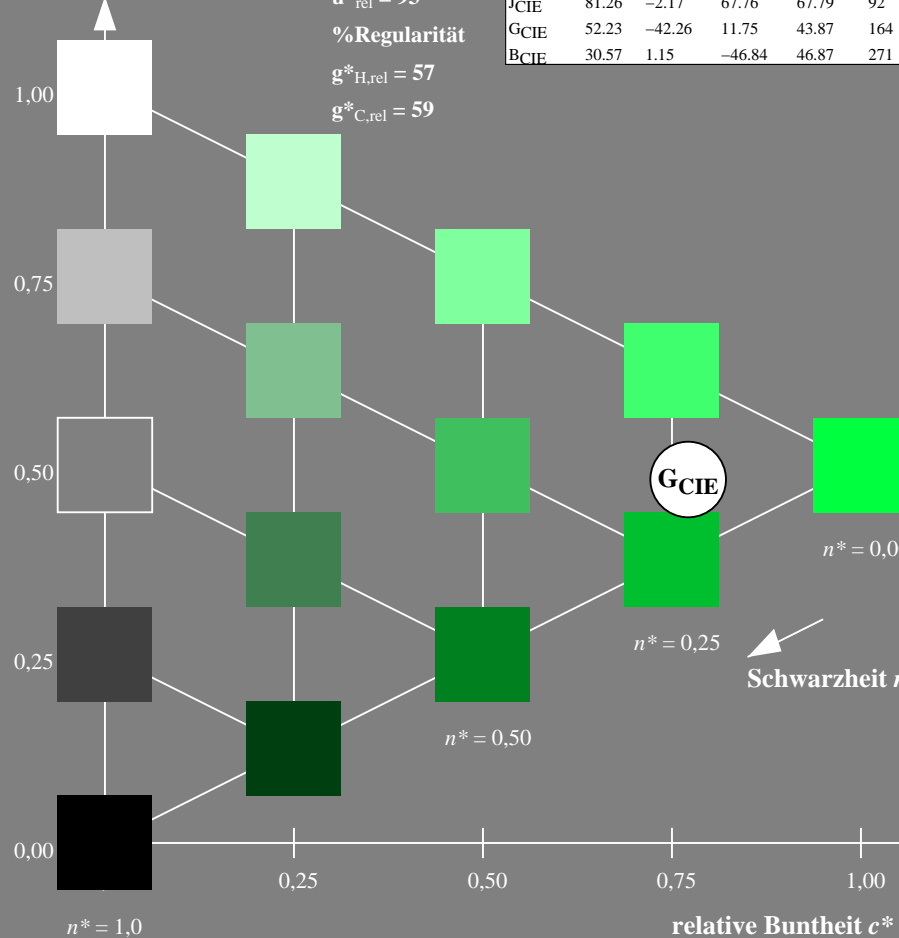
%Umfang

$u^*_{rel} = 93$

%Regularität

$g^*_{H,rel} = 57$

$g^*_{C,rel} = 59$



Ausgabe: Farbmimetrisches Reflexions-System MRS18a

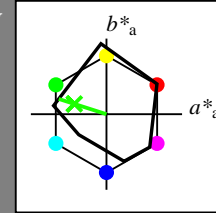
für Buntton $h^* = lab^*h = 162/360 = 0.451$

LAB^*LCH, LAB^*NCH

D65: Buntton G

LCH*Ma: 56 66 162

rgb*Ma: 0.11 1.0 0.0



MRS18a; adaptierte CIELAB-Daten

	$L^*=L^*_a$	a^*_a	b^*_a	$C^*_{ab,a}$	$h^*_{ab,a}$
RMa	49.63	66.8	40.02	77.87	31
JMa	90.7	-7.27	93.19	93.48	94
GMa	52.11	-69.93	11.26	70.85	171
G50BMa	45.03	-36.65	-27.13	45.61	217
BMa	36.65	23.26	-62.27	66.49	290
B50RMa	34.94	57.27	-43.6	71.99	323
NMa	18.01	0.0	0.0	0.0	0
WMa	95.41	0.0	0.0	0.0	0
RCIE	39.92	58.67	27.97	64.99	25
JCIE	81.26	-2.91	71.56	71.62	92
GCIE	52.23	-42.47	13.58	44.6	162
BCIE	30.57	1.33	-46.48	46.51	272

CIELAB-Helligkeit L^*

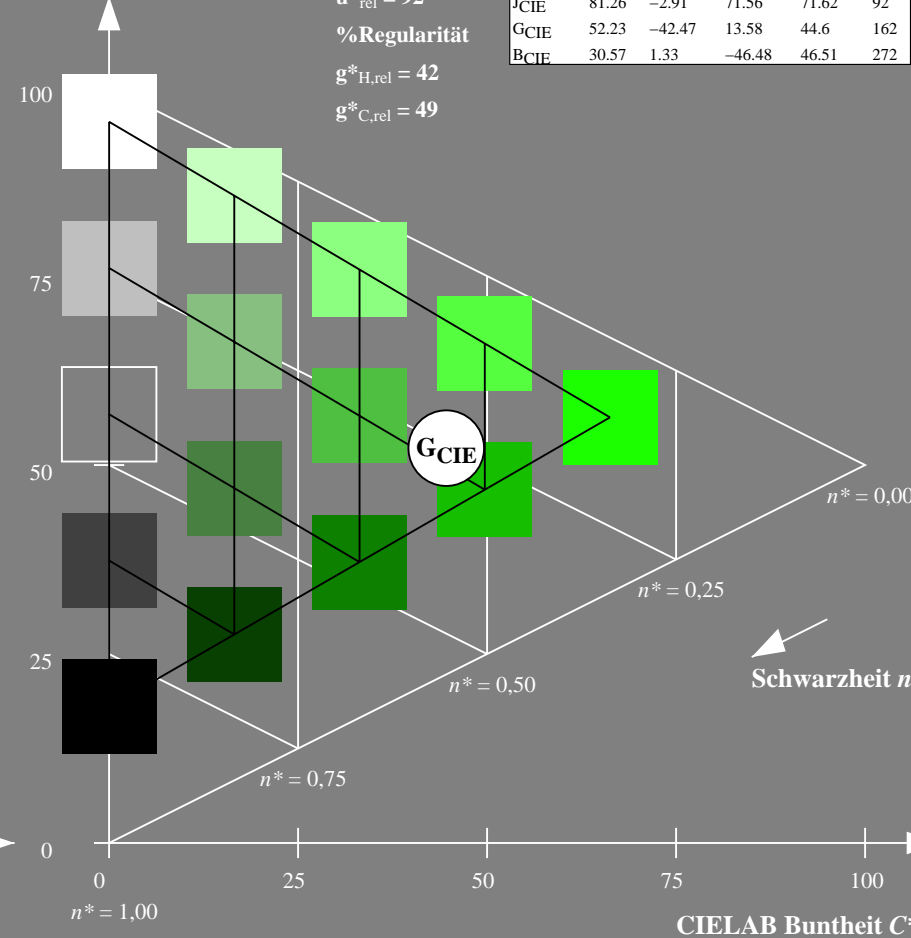
%Umfang

$u^*_{rel} = 92$

%Regularität

$g^*_{H,rel} = 42$

$g^*_{C,rel} = 49$



TG210-7, 5 stufige Reihen für konstanten CIELAB Buntton 164/360 = 0.457 (links)

5 stufige Reihen für konstanten CIELAB Buntton 162/360 = 0.451 (rechts)

BAM-Prüfvorlage TG21; Farbmimetrik-Systeme ORS18 & ORS18 input: $olv^* setrgbcolor$

D65: Koordinaten-Systeme von 5stufigen Farbreihen für 10 Buntton input: Startup (S) data dependend

Eingabe: Farbmimetrisches Reflexions-System ORS18

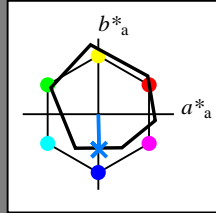
für Buntton $h^* = lab^*h = 271/360 = 0.754$

lab^*tch und lab^*nch

D65: Buntton B

LCH*Ma: 42 45 271

rgb*Ma: 0.0 0.49 1.0



ORS18; adaptierte CIELAB-Daten

	$L^*=L^*_a$	a^*_a	b^*_a	$C^*_{ab,a}$	$h^*_{ab,a}$
OMa	47.94	65.37	50.52	82.62	38
YMa	90.37	-10.27	91.77	92.34	96
LMa	50.9	-62.79	34.95	71.87	151
CMa	58.62	-30.35	-45.01	54.3	236
VMa	25.71	31.11	-44.42	54.24	305
MMa	48.13	75.27	-8.35	75.73	354
NMa	18.01	0.0	0.0	0.0	0
WMa	95.41	0.0	0.0	0.0	0
RCIE	39.92	58.66	26.98	64.56	25
JCIE	81.26	-2.17	67.76	67.79	92
GCIE	52.23	-42.26	11.75	43.87	164
BCIE	30.57	1.15	-46.84	46.87	271

Dreiecks-Helligkeit t^*

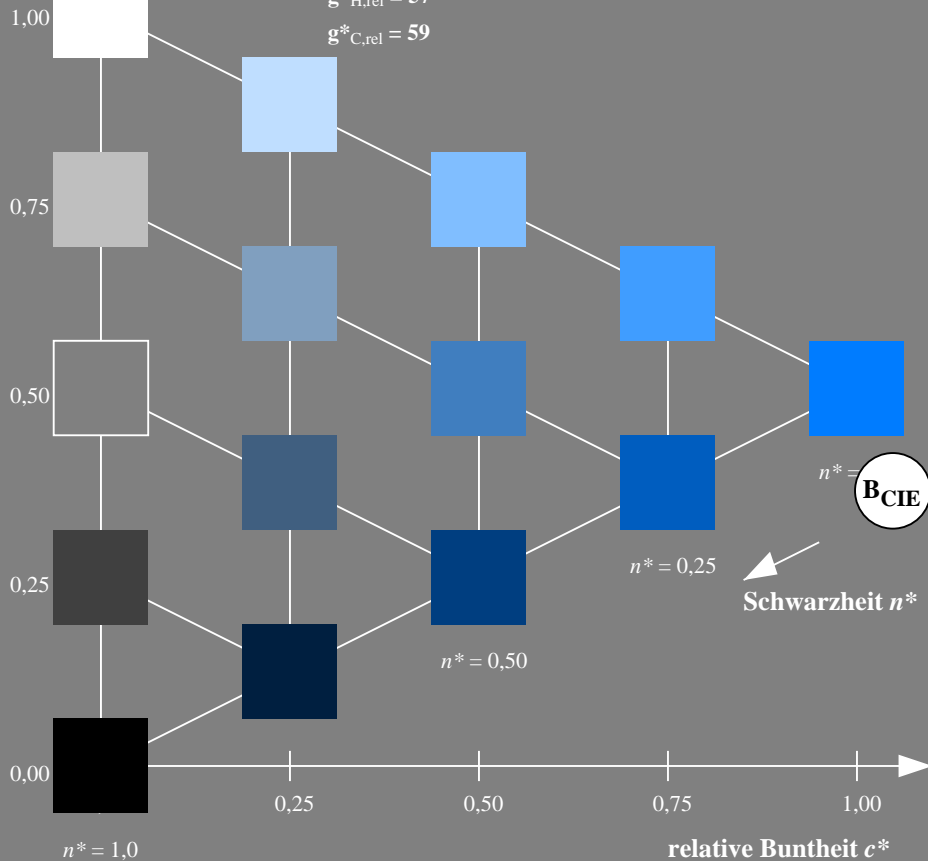
%Umfang

$u^*_{rel} = 93$

%Regularität

$g^*_{H,rel} = 57$

$g^*_{C,rel} = 59$



TG210-7, 5 stufige Reihen für konstanten CIELAB Buntton 271/360 = 0.754 (links)

Ausgabe: Farbmimetrisches Reflexions-System MRS18a

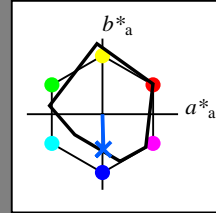
für Buntton $h^* = lab^*h = 272/360 = 0.755$

LAB^*LCH, LAB^*NCH

D65: Buntton B

LCH*Ma: 40 49 272

rgb*Ma: 0.0 0.36 1.0



MRS18a; adaptierte CIELAB-Daten

	$L^*=L^*_a$	a^*_a	b^*_a	$C^*_{ab,a}$	$h^*_{ab,a}$
RMa	49.63	66.8	40.02	77.87	31
JMa	90.7	-7.27	93.19	93.48	94
GMa	52.11	-69.93	11.26	70.85	171
G50BMa	45.03	-36.65	-27.13	45.61	217
BMa	36.65	23.26	-62.27	66.49	290
B50RMa	34.94	57.27	-43.6	71.99	323
NMa	18.01	0.0	0.0	0.0	0
WMa	95.41	0.0	0.0	0.0	0
RCIE	39.92	58.67	27.97	64.99	25
JCIE	81.26	-2.91	71.56	71.62	92
GCIE	52.23	-42.47	13.58	44.6	162
BCIE	30.57	1.33	-46.48	46.51	272

CIELAB-Helligkeit L^*

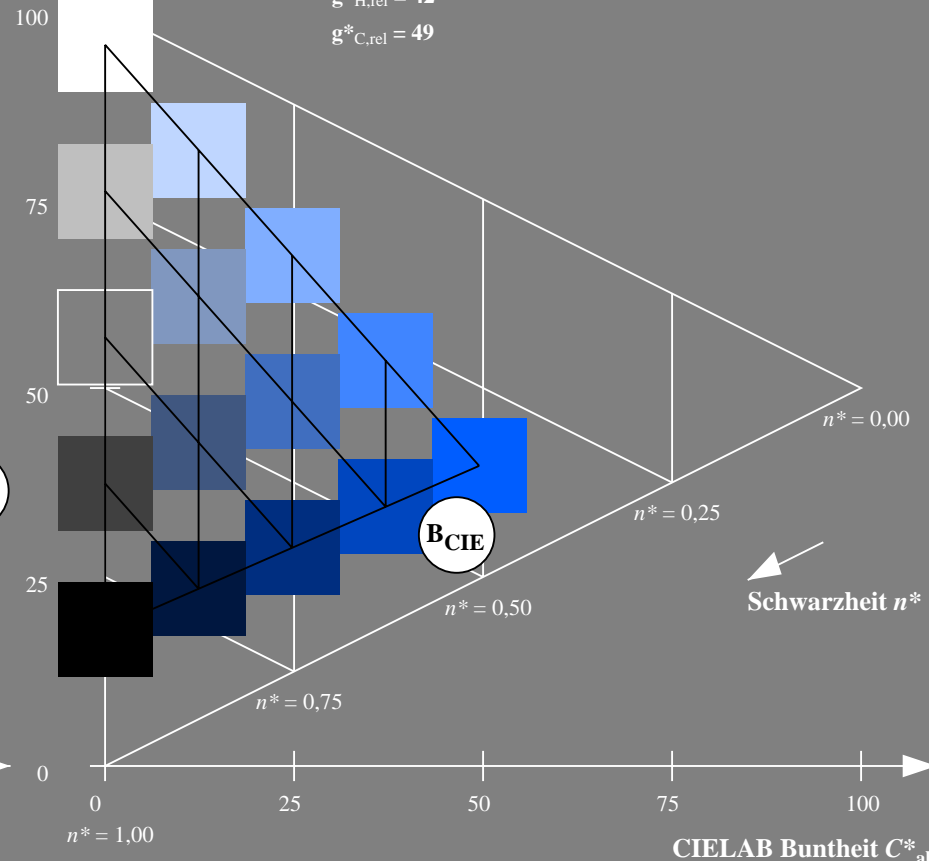
%Umfang

$u^*_{rel} = 92$

%Regularität

$g^*_{H,rel} = 42$

$g^*_{C,rel} = 49$



5 stufige Reihen für konstanten CIELAB Buntton 272/360 = 0.755 (rechts)