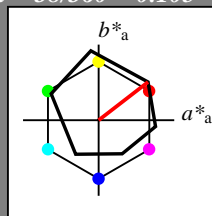


Eingabe: Farbmatisches Reflexions-System ORS18

für Buntton  $h^* = lab^*h = 38/360 = 0.105$   
 $lab^*tch$  und  $lab^*nch$

D65: Buntton O  
 LCH\*Ma: 48 83 38  
 olv\*Ma: 1.0 0.0 0.0

Dreiecks-Helligkeit  $t^*$



ORS18; adaptierte CIELAB-Daten

	$L^*=L^*_a$	$a^*_a$	$b^*_a$	$C^*_{ab,a}$	$h^*_{ab,a}$
OMa	47.94	65.37	50.52	82.62	38
YMa	90.37	-10.27	91.77	92.34	96
LMa	50.9	-62.79	34.95	71.87	151
CMa	58.62	-30.35	-45.01	54.3	236
VMa	25.71	31.11	-44.42	54.24	305
MMa	48.13	75.27	-8.35	75.73	354
NMa	18.01	0.0	0.0	0.0	0
WMa	95.41	0.0	0.0	0.0	0
RCIE	39.92	58.66	26.98	64.56	25
JCIE	81.26	-2.17	67.76	67.79	92
GCIE	52.23	-42.26	11.75	43.87	164
BCIE	30.57	1.15	-46.84	46.87	271

%Umfang

$u^*_{rel} = 93$

%Regularität

$g^*_{H,rel} = 57$

$g^*_{C,rel} = 59$

relative Inform. Technology (IT)

olvi3*	1.0	1.0	1.0	(1.0)
cmyn3*	0.0	0.0	0.0	(0.0)
olvi4*	1.0	1.0	1.0	1.0
cmyn4*	0.0	0.0	0.0	0.0

standard and adapted CIELAB

LAB*LAB	95.41	-0.97	4.75
LAB*LABa	95.41	0.0	0.0
LAB*TCHa	99.99	0.01	-

relative CIELAB lab\*

lab*lab	1.0	0.0	0.0
lab*tch	1.0	0.0	-
lab*nch	0.0	0.0	-

relative Natural Colour (NC)

lab*lrj	1.0	0.0	0.0
lab*tce	1.0	0.0	-
lab*nce	0.0	0.0	-

relative Inform. Technology (IT)

olvi3*	0.5	0.5	0.5	(1.0)
cmyn3*	0.5	0.5	0.5	(0.0)
olvi4*	1.0	1.0	1.0	0.5
cmyn4*	0.0	0.0	0.0	0.5

standard and adapted CIELAB

LAB*LAB	56.71	-0.23	2.14
LAB*LABa	56.71	0.0	0.0
LAB*TCHa	50.0	0.01	-

relative CIELAB lab\*

lab*lab	0.5	0.0	0.0
lab*tch	0.5	0.0	-
lab*nch	0.5	0.0	-

relative Natural Colour (NC)

lab*lrj	0.5	0.0	0.0
lab*tce	0.5	0.0	-
lab*nce	0.5	0.0	-

relative Inform. Technology (IT)

olvi3*	0.0	0.0	0.0	(1.0)
cmyn3*	1.0	1.0	1.0	(0.0)
olvi4*	1.0	1.0	1.0	0.0
cmyn4*	0.0	0.0	0.0	1.0

standard and adapted CIELAB

LAB*LAB	18.02	0.5	-0.46
LAB*LABa	18.02	0.0	0.0
LAB*TCHa	8.01	0.01	-

relative CIELAB lab\*

lab*lab	0.0	0.0	0.0
lab*tch	0.0	0.0	-
lab*nch	1.0	0.0	-

relative Natural Colour (NC)

lab*lrj	0.0	0.0	0.0
lab*tce	0.0	0.0	-
lab*nce	1.0	0.0	-

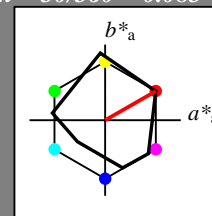
$n^* = 1.0$

Ausgabe: Farbmatisches Reflexions-System MRS18

für Buntton  $h^* = lab^*h = 30/360 = 0.083$   
 $lab^*tch$  und  $lab^*nch$

D65: Buntton R  
 LCH\*Ma: 50 77 30  
 olv\*Ma: 1.0 0.0 0.0

Dreiecks-Helligkeit  $t^*$



MRS18; adaptierte CIELAB-Daten

	$L^*=L^*_a$	$a^*_a$	$b^*_a$	$C^*_{ab,a}$	$h^*_{ab,a}$
RMa	49.63	66.96	38.37	77.18	30
JMa	90.7	-6.36	88.75	88.98	94
GMa	52.11	-69.73	9.44	70.37	172
G50BMa	45.03	-36.57	-28.47	46.36	218
BMa	36.65	23.19	-63.05	67.18	290
B50RMa	34.94	57.17	-44.26	72.31	322
NMa	18.01	0.0	0.0	0.0	0
WMa	95.41	0.0	0.0	0.0	0
RCIE	39.92	58.66	26.98	64.56	25
JCIE	81.26	-2.17	67.76	67.79	92
GCIE	52.23	-42.26	11.75	43.87	164
BCIE	30.57	1.15	-46.84	46.87	271

%Umfang

$u^*_{rel} = 91$

%Regularität

$g^*_{H,rel} = 41$

$g^*_{C,rel} = 52$

relative Inform. Technology (IT)

olvi3*	1.0	1.0	1.0	(1.0)
cmyn3*	0.0	0.0	0.0	(0.0)
olvi4*	1.0	1.0	1.0	1.0
cmyn4*	0.0	0.0	0.0	0.0

standard and adapted CIELAB

LAB*LAB	95.41	-0.97	4.75
LAB*LABa	95.41	0.0	0.0
LAB*TCHa	99.99	0.01	-

relative CIELAB lab\*

lab*lab	1.0	0.0	0.0
lab*tch	1.0	0.0	-
lab*nch	0.0	0.0	-

relative Natural Colour (NC)

lab*lrj	1.0	0.0	0.0
lab*tce	1.0	0.0	-
lab*nce	0.0	0.0	-

relative Inform. Technology (IT)

olvi3*	0.5	0.5	0.5	(1.0)
cmyn3*	0.5	0.5	0.5	(0.0)
olvi4*	1.0	1.0	1.0	0.5
cmyn4*	0.0	0.0	0.0	0.5

standard and adapted CIELAB

LAB*LAB	56.71	-0.23	2.14
LAB*LABa	56.71	0.0	0.0
LAB*TCHa	50.0	0.01	-

relative CIELAB lab\*

lab*lab	0.5	0.0	0.0
lab*tch	0.5	0.0	-
lab*nch	0.5	0.0	-

relative Natural Colour (NC)

lab*lrj	0.5	0.0	0.0
lab*tce	0.5	0.0	-
lab*nce	0.5	0.0	-

relative Inform. Technology (IT)

olvi3*	0.0	0.0	0.0	(1.0)
cmyn3*	1.0	1.0	1.0	(0.0)
olvi4*	1.0	1.0	1.0	0.0
cmyn4*	0.0	0.0	0.0	1.0

standard and adapted CIELAB

LAB*LAB	18.02	0.5	-0.46
LAB*LABa	18.02	0.0	0.0
LAB*TCHa	8.01	0.01	-

relative CIELAB lab\*

lab*lab	0.0	0.0	0.0
lab*tch	0.0	0.0	-
lab*nch	1.0	0.0	-

relative Natural Colour (NC)

lab*lrj	0.0	0.0	0.0
lab*tce	0.0	0.0	-
lab*nce	1.0	0.0	-

$n^* = 1.0$

relative Inform. Technology (IT)

olvi3*	1.0	0.5	0.5	(1.0)
cmyn3*	0.0	0.5	0.5	(0.0)
olvi4*	1.0	0.5	0.5	1.0
cmyn4*	0.0	0.5	0.5	0.0

standard and adapted CIELAB

LAB*LAB	71.67	32.15	28.41
LAB*LABa	71.67	32.68	25.25
LAB*TCHa	75.0	41.3	37.7

relative CIELAB lab\*

lab*lab	0.693	0.396	0.306
lab*tch	0.75	0.5	0.105
lab*nch	0.0	0.5	0.105

relative Natural Colour (NC)

lab*lrj	0.693	0.477	0.15
lab*tce	0.75	0.5	0.048
lab*nce	0.0	0.5	r19j

relative Inform. Technology (IT)

olvi3*	0.5	0.0	0.0	(1.0)
cmyn3*	0.5	1.0	1.0	(0.0)
olvi4*	1.0	0.5	0.5	0.5
cmyn4*	0.0	0.5	0.5	0.5

standard and adapted CIELAB

LAB*LAB	32.98	32.9	25.8
LAB*LABa	32.98	32.68	25.25
LAB*TCHa	25.01	41.3	37.7

relative CIELAB lab\*

lab*lab	0.193	0.396	0.306
lab*tch	0.25	0.5	0.105
lab*nch	0.5	0.5	0.105

relative Natural Colour (NC)

lab*lrj	0.193	0.477	0.15
lab*tce	0.25	0.5	0.048
lab*nce	0.5	0.5	r19j

$n^* = 0.00$

Schwarzheit  $n^*$

relative Buntheit  $c^*$



$n^* = 0.50$

relative Buntheit  $c^*$

relative Inform. Technology (IT)

olvi3*	1.0	0.5	0.5	(1.0)
cmyn3*	0.0	0.5	0.5	(0.0)
olvi4*	1.0	0.5	0.5	1.0
cmyn4*	0.0	0.5	0.5	0.0

standard and adapted CIELAB

LAB*LAB	72.52	32.93	22.4
LAB*LABa	72.52	33.47	19.18
LAB*TCHa	75.0	38.58	29.82

relative CIELAB lab\*

lab*lab	0.704	0.434	0.249
lab*tch	0.75	0.5	0.083
lab*nch	0.0	0.5	0.083

relative Natural Colour (NC)

lab*lrj	0.704	0.496	0.06
lab*tce	0.75	0.5	0.019
lab*nce	0.0	0.5	r07j

relative Inform. Technology (IT)

olvi3*	0.5	0.0	0.0	(1.0)
cmyn3*	0.5	1.0	1.0	(0.0)
olvi4*	1.0	0.5	0.5	0.5
cmyn4*	0.0	0.5	0.5	0.5

standard and adapted CIELAB

LAB*LAB	33.82	33.67	19.79
LAB*LABa	33.82	33.47	19.18
LAB*TCHa	25.01	38.58	29.82

relative CIELAB lab\*

lab*lab	0.204	0.434	0.249
lab*tch	0.25	0.5	0.083
lab*nch	0.5	0.5	0.083

relative Natural Colour (NC)

lab*lrj	0.204	0.496	0.06
lab*tce	0.25	0.5	0.019
lab*nce	0.5	0.5	r07j

$n^* = 0.00$

Schwarzheit  $n^*$

relative Buntheit  $c^*$



$n^* = 0.50$

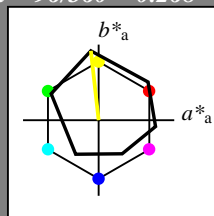
relative Buntheit  $c^*$

Eingabe: Farbmatisches Reflexions-System ORS18

für Buntton  $h^* = lab^*h = 96/360 = 0.268$   
 $lab^*tch$  und  $lab^*nch$

D65: Buntton Y  
 LCH\*Ma: 90 92 96  
 olv\*Ma: 1.0 1.0 0.0

Dreiecks-Helligkeit  $t^*$



**ORS18; adaptierte CIELAB-Daten**

	$L^*=L^*_a$	$a^*_a$	$b^*_a$	$C^*_{ab,a}$	$h^*_{ab,a}$
OMa	47.94	65.37	50.52	82.62	38
YMa	90.37	-10.27	91.77	92.34	96
LMa	50.9	-62.79	34.95	71.87	151
CMa	58.62	-30.35	-45.01	54.3	236
VMa	25.71	31.11	-44.42	54.24	305
MMa	48.13	75.27	-8.35	75.73	354
NMa	18.01	0.0	0.0	0.0	0
WMa	95.41	0.0	0.0	0.0	0
RCIE	39.92	58.66	26.98	64.56	25
JCIE	81.26	-2.17	67.76	67.79	92
GCIE	52.23	-42.26	11.75	43.87	164
BCIE	30.57	1.15	-46.84	46.87	271

%Umfang

$u^*_{rel} = 93$

%Regularität

$g^*_{H,rel} = 57$

$g^*_{C,rel} = 59$

**relative Inform. Technology (IT)**

olvi3*	1.0	1.0	1.0	(1.0)
cmyn3*	0.0	0.0	0.0	(0.0)
olvi4*	1.0	1.0	1.0	1.0
cmyn4*	0.0	0.0	0.0	0.0

**standard and adapted CIELAB**

LAB*LAB	95.41	-0.97	4.75
LAB*LABa	95.41	0.0	0.0
LAB*TCHa	99.99	0.01	-

**relative CIELAB lab\***

lab*lab	1.0	0.0	0.0
lab*tch	1.0	0.0	-
lab*nch	0.0	0.0	-

**relative Natural Colour (NC)**

lab*lrj	1.0	0.0	0.0
lab*tce	1.0	0.0	-
lab*nce	0.0	0.0	-

**relative Inform. Technology (IT)**

olvi3*	0.5	0.5	0.5	(1.0)
cmyn3*	0.0	0.0	0.0	(0.0)
olvi4*	1.0	1.0	1.0	0.5
cmyn4*	0.0	0.0	0.0	0.5

**standard and adapted CIELAB**

LAB*LAB	56.71	-0.23	2.14
LAB*LABa	56.71	0.0	0.0
LAB*TCHa	50.0	0.01	-

**relative CIELAB lab\***

lab*lab	0.5	0.0	0.0
lab*tch	0.5	0.0	-
lab*nch	0.5	0.0	-

**relative Natural Colour (NC)**

lab*lrj	0.5	0.0	0.0
lab*tce	0.5	0.0	-
lab*nce	0.5	0.0	-

**relative Inform. Technology (IT)**

olvi3*	0.0	0.0	0.0	(1.0)
cmyn3*	1.0	1.0	1.0	(0.0)
olvi4*	1.0	1.0	1.0	0.0
cmyn4*	0.0	0.0	0.0	1.0

**standard and adapted CIELAB**

LAB*LAB	18.02	0.5	-0.46
LAB*LABa	18.02	0.0	0.0
LAB*TCHa	8.01	0.01	-

**relative CIELAB lab\***

lab*lab	0.0	0.0	0.0
lab*tch	0.0	0.0	-
lab*nch	1.0	0.0	-

**relative Natural Colour (NC)**

lab*lrj	0.0	0.0	0.0
lab*tce	0.0	0.0	-
lab*nce	1.0	0.0	-

$n^* = 1.0$

**relative Inform. Technology (IT)**

olvi3*	1.0	1.0	0.5	(1.0)
cmyn3*	0.0	0.0	0.5	(0.0)
olvi4*	1.0	1.0	0.5	1.0
cmyn4*	0.0	0.0	0.5	0.0

**standard and adapted CIELAB**

LAB*LAB	92.88	-6.06	50.46
LAB*LABa	92.88	-5.13	45.87
LAB*TCHa	75.0	46.16	96.39

**relative CIELAB lab\***

lab*lab	0.967	-0.055	0.497
lab*tch	0.75	0.5	0.268
lab*nch	0.0	0.5	0.268

**relative Natural Colour (NC)**

lab*lrj	0.967	-0.048	0.497
lab*tce	0.75	0.5	0.266
lab*nce	0.0	0.5	j06g

**relative Inform. Technology (IT)**

olvi3*	0.5	0.5	0.0	(1.0)
cmyn3*	0.5	0.5	1.0	(0.0)
olvi4*	1.0	1.0	0.5	0.5
cmyn4*	0.0	0.0	0.5	0.5

**standard and adapted CIELAB**

LAB*LAB	54.19	-5.32	47.85
LAB*LABa	54.19	-5.13	45.87
LAB*TCHa	25.01	46.16	96.39

**relative CIELAB lab\***

lab*lab	0.467	-0.055	0.497
lab*tch	0.25	0.5	0.268
lab*nch	0.5	0.5	0.268

**relative Natural Colour (NC)**

lab*lrj	0.467	-0.048	0.497
lab*tce	0.25	0.5	0.266
lab*nce	0.5	0.5	j06g

$n^* = 0.50$

**relative Inform. Technology (IT)**

olvi3*	1.0	1.0	0.0	(1.0)
cmyn3*	0.0	0.0	1.0	(0.0)
olvi4*	1.0	1.0	0.0	1.0
cmyn4*	0.0	0.0	1.0	0.0

**standard and adapted CIELAB**

LAB*LAB	90.37	-11.15	96.17
LAB*LABa	90.37	-10.26	91.75
LAB*TCHa	50.0	92.32	96.39

**relative CIELAB lab\***

lab*lab	0.935	-0.11	0.994
lab*tch	0.5	1.0	0.268
lab*nch	0.0	1.0	0.268

**relative Natural Colour (NC)**

lab*lrj	0.935	-0.097	0.995
lab*tce	0.5	1.0	0.266
lab*nce	0.0	1.0	j06g

$n^* = 0.00$

Schwarzheit  $n^*$

relative Buntheit  $c^*$

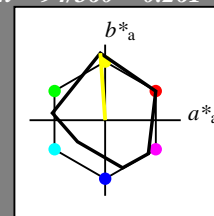
relative Buntheit  $c^*$

Ausgabe: Farbmatisches Reflexions-System MRS18

für Buntton  $h^* = lab^*h = 94/360 = 0.261$   
 $lab^*tch$  und  $lab^*nch$

D65: Buntton J  
 LCH\*Ma: 91 89 94  
 olv\*Ma: 1.0 1.0 0.0

Dreiecks-Helligkeit  $t^*$



**MRS18; adaptierte CIELAB-Daten**

	$L^*=L^*_a$	$a^*_a$	$b^*_a$	$C^*_{ab,a}$	$h^*_{ab,a}$
RMa	49.63	66.96	38.37	77.18	30
JMa	90.7	-6.36	88.75	88.98	94
GMa	52.11	-69.73	9.44	70.37	172
G50BMa	45.03	-36.57	-28.47	46.36	218
BMa	36.65	23.19	-63.05	67.18	290
B50RMa	34.94	57.17	-44.26	72.31	322
NMa	18.01	0.0	0.0	0.0	0
WMa	95.41	0.0	0.0	0.0	0
RCIE	39.92	58.66	26.98	64.56	25
JCIE	81.26	-2.17	67.76	67.79	92
GCIE	52.23	-42.26	11.75	43.87	164
BCIE	30.57	1.15	-46.84	46.87	271

%Umfang

$u^*_{rel} = 91$

%Regularität

$g^*_{H,rel} = 41$

$g^*_{C,rel} = 52$

**relative Inform. Technology (IT)**

olvi3*	1.0	1.0	1.0	(1.0)
cmyn3*	0.0	0.0	0.0	(0.0)
olvi4*	1.0	1.0	1.0	1.0
cmyn4*	0.0	0.0	0.0	0.0

**standard and adapted CIELAB**

LAB*LAB	95.41	-0.97	4.75
LAB*LABa	95.41	0.0	0.0
LAB*TCHa	99.99	0.01	-

**relative CIELAB lab\***

lab*lab	1.0	0.0	0.0
lab*tch	1.0	0.0	-
lab*nch	0.0	0.0	-

**relative Natural Colour (NC)**

lab*lrj	1.0	0.0	0.0
lab*tce	1.0	0.0	-
lab*nce	0.0	0.0	-

**relative Inform. Technology (IT)**

olvi3*	0.5	0.5	0.5	(1.0)
cmyn3*	0.0	0.0	0.5	(0.0)
olvi4*	1.0	1.0	1.0	0.5
cmyn4*	0.0	0.0	0.0	0.5

**standard and adapted CIELAB**

LAB*LAB	56.71	-0.23	2.14
LAB*LABa	56.71	0.0	0.0
LAB*TCHa	50.0	0.01	-

**relative CIELAB lab\***

lab*lab	0.969	-0.035	0.499
lab*tch	0.75	0.5	0.261
lab*nch	0.0	0.5	0.261

**relative Natural Colour (NC)**

lab*lrj	0.969	-0.023	0.499
lab*tce	0.75	0.5	0.258
lab*nce	0.0	0.5	j03g

**relative Inform. Technology (IT)**

olvi3*	1.0	1.0	0.5	(1.0)
cmyn3*	0.0	0.0	0.5	(0.0)
olvi4*	1.0	1.0	0.5	1.0
cmyn4*	0.0	0.0	0.5	0.0

**standard and adapted CIELAB**

LAB*LAB	93.05	-4.11	48.97
LAB*LABa	93.05	-3.17	44.37
LAB*TCHa	75.0	44.48	94.1

**relative CIELAB lab\***

lab*lab	0.969	-0.035	0.499
lab*tch	0.75	0.5	0.261
lab*nch	0.0	0.5	0.261

**relative Natural Colour (NC)**

lab*lrj	0.969	-0.023	0.499
lab*tce	0.75	0.5	0.258
lab*nce	0.0	0.5	j03g

**relative Inform. Technology (IT)**

olvi3*	1.0	1.0	1.0	(1.0)
cmyn3*	0.0	0.0	1.0	(0.0)
olvi4*	1.0	1.0	1.0	1.0
cmyn4*	0.0	0.0	1.0	0.0

**standard and adapted CIELAB**

LAB*LAB	90.69	-7.25	93.17
LAB*LABa	90.69	-6.36	88.73
LAB*TCHa	50.0	88.96	94.1

**relative CIELAB lab\***

lab*lab	0.939	-0.071	0.997
lab*tch	0.5	1.0	0.261
lab*nch	0.0	1.0	0.261

**relative Natural Colour (NC)**

lab*lrj	0.939	-0.048	0.999
lab*tce	0.5	1.0	0.258
lab*nce	0.0	1.0	j03g

$n^* = 0.00$

Schwarzheit  $n^*$

relative Buntheit  $c^*$

relative Buntheit  $c^*$

$n^* = 1.0$

3 stufige Reihen für konstanten CIELAB Bunnton 94/360 = 0.261 (rechts)

BAM-Prüfvorlage TG10; Farbmatrik-Systeme ORS18 & MRS18input: olv\* setrgbcolor

D65: 2 Koordinatendaten; 3 stufige Farbreihen für 10 Bunttöne output: no change compared to input

Siehe ähnliche Dateien: <http://www.ps.bam.de/TG10/>  
 Technische Information: <http://www.ps.bam.de> Version 2.1, io=1,1

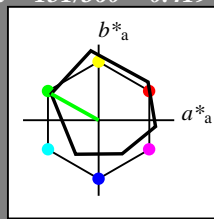
BAM-Registrierung: 20060101-TG10/10L/L10G01NP.PS/.PDF BAM-Material: Code=rh4ta  
 Anwendung für Beurteilung und Messung von Drucker- oder Monitorssystemen  
 /TG10/ Form 2/10, Serie: 1/1, Seite: 2  
 Seitenlung 2

Eingabe: Farbmatisches Reflexions-System ORS18

für Buntton  $h^* = lab^*h = 151/360 = 0.419$   
 $lab^*tch$  und  $lab^*nch$

D65: Buntton L  
 LCH\*Ma: 51 72 151  
 olv\*Ma: 0.0 1.0 0.0

Dreiecks-Helligkeit  $t^*$



ORS18; adaptierte CIELAB-Daten

	$L^*=L^*_a$	$a^*_a$	$b^*_a$	$C^*_{ab,a}$	$h^*_{ab,a}$
OMa	47.94	65.37	50.52	82.62	38
YMa	90.37	-10.27	91.77	92.34	96
LMa	50.9	-62.79	34.95	71.87	151
CMa	58.62	-30.35	-45.01	54.3	236
VMa	25.71	31.11	-44.42	54.24	305
MMa	48.13	75.27	-8.35	75.73	354
NMa	18.01	0.0	0.0	0.0	0
WMa	95.41	0.0	0.0	0.0	0
RCIE	39.92	58.66	26.98	64.56	25
JCIE	81.26	-2.17	67.76	67.79	92
GCIE	52.23	-42.26	11.75	43.87	164
BCIE	30.57	1.15	-46.84	46.87	271

%Umfang

$u^*_{rel} = 93$

%Regularität

$g^*_{H,rel} = 57$

$g^*_{C,rel} = 59$

relative Inform. Technology (IT)

olvi3*	1.0	1.0	1.0	(1.0)
cmyn3*	0.0	0.0	0.0	(0.0)
olvi4*	1.0	1.0	1.0	1.0
cmyn4*	0.0	0.0	0.0	0.0

standard and adapted CIELAB

LAB*LAB	95.41	-0.97	4.75
LAB*LABa	95.41	0.0	0.0
LAB*TCHa	99.99	0.01	-

relative CIELAB lab\*

lab*lab	1.0	0.0	0.0
lab*tch	1.0	0.0	-
lab*nch	0.0	0.0	-

relative Natural Colour (NC)

lab*lrj	1.0	0.0	0.0
lab*tce	1.0	0.0	-
lab*nce	0.0	0.0	-

relative Inform. Technology (IT)

olvi3*	0.5	1.0	0.5	(1.0)
cmyn3*	0.5	0.0	0.5	(0.0)
olvi4*	0.5	1.0	0.5	1.0
cmyn4*	0.5	0.0	0.5	0.0

standard and adapted CIELAB

LAB*LAB	73.15	-31.94	20.73
LAB*LABa	73.15	-31.38	17.47
LAB*TCHa	75.0	35.93	150.91

relative CIELAB lab\*

lab*lab	0.712	-0.436	0.243
lab*tch	0.75	0.5	0.419
lab*nch	0.0	0.5	0.419

relative Natural Colour (NC)

lab*lrj	0.712	-0.478	0.144
lab*tce	0.75	0.5	0.453
lab*nce	0.0	0.5	0.419

relative Inform. Technology (IT)

olvi3*	0.0	1.0	0.0	(1.0)
cmyn3*	1.0	0.0	1.0	(0.0)
olvi4*	0.0	1.0	0.0	1.0
cmyn4*	1.0	0.0	1.0	0.0

standard and adapted CIELAB

LAB*LAB	50.9	-62.91	36.69
LAB*LABa	50.9	-62.78	34.94
LAB*TCHa	50.0	71.86	150.91

relative CIELAB lab\*

lab*lab	0.425	-0.873	0.486
lab*tch	0.5	1.0	0.419
lab*nch	0.0	1.0	0.419

relative Natural Colour (NC)

lab*lrj	0.425	-0.956	0.289
lab*tce	0.5	1.0	0.453
lab*nce	0.0	1.0	0.419

relative Inform. Technology (IT)

olvi3*	0.0	0.5	0.0	(1.0)
cmyn3*	1.0	0.5	1.0	(0.0)
olvi4*	0.5	1.0	0.5	0.5
cmyn4*	0.5	0.0	0.5	0.5

standard and adapted CIELAB

LAB*LAB	34.46	-31.2	18.11
LAB*LABa	34.46	-31.38	17.47
LAB*TCHa	25.01	35.93	150.91

relative CIELAB lab\*

lab*lab	0.213	-0.436	0.243
lab*tch	0.25	0.5	0.419
lab*nch	0.5	0.5	0.419

relative Natural Colour (NC)

lab*lrj	0.213	-0.478	0.144
lab*tce	0.25	0.5	0.453
lab*nce	0.5	0.5	0.419

relative Inform. Technology (IT)

olvi3*	0.0	0.0	0.0	(1.0)
cmyn3*	1.0	1.0	1.0	(0.0)
olvi4*	1.0	1.0	1.0	0.0
cmyn4*	0.0	0.0	0.0	1.0

standard and adapted CIELAB

LAB*LAB	18.02	0.5	-0.46
LAB*LABa	18.02	0.0	0.0
LAB*TCHa	18.01	0.01	-

relative CIELAB lab\*

lab*lab	0.0	0.0	0.0
lab*tch	0.0	0.0	-
lab*nch	1.0	0.0	-

relative Natural Colour (NC)

lab*lrj	0.0	0.0	0.0
lab*tce	0.0	0.0	-
lab*nce	1.0	0.0	-

relative Inform. Technology (IT)

olvi3*	0.0	0.0	0.0	(1.0)
cmyn3*	1.0	1.0	1.0	(0.0)
olvi4*	1.0	1.0	1.0	0.0
cmyn4*	0.0	0.0	0.0	1.0

standard and adapted CIELAB

LAB*LAB	18.02	0.5	-0.46
LAB*LABa	18.02	0.0	0.0
LAB*TCHa	18.01	0.01	-

relative CIELAB lab\*

lab*lab	0.0	0.0	0.0
lab*tch	0.0	0.0	-
lab*nch	1.0	0.0	-

relative Natural Colour (NC)

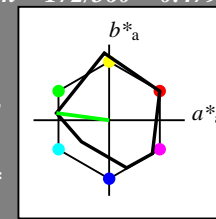
lab*lrj	0.0	0.0	0.0
lab*tce	0.0	0.0	-
lab*nce	1.0	0.0	-

Ausgabe: Farbmatisches Reflexions-System MRS18

für Buntton  $h^* = lab^*h = 172/360 = 0.479$   
 $lab^*tch$  und  $lab^*nch$

D65: Buntton G  
 LCH\*Ma: 52 70 172  
 olv\*Ma: 0.0 1.0 0.0

Dreiecks-Helligkeit  $t^*$



MRS18; adaptierte CIELAB-Daten

	$L^*=L^*_a$	$a^*_a$	$b^*_a$	$C^*_{ab,a}$	$h^*_{ab,a}$
RMa	49.63	66.96	38.37	77.18	30
JMa	90.7	-6.36	88.75	88.98	94
GMa	52.11	-69.73	9.44	70.37	172
G50BMa	45.03	-36.57	-28.47	46.36	218
BMa	36.65	23.19	-63.05	67.18	290
B50RMa	34.94	57.17	-44.26	72.31	322
NMa	18.01	0.0	0.0	0.0	0
WMa	95.41	0.0	0.0	0.0	0
RCIE	39.92	58.66	26.98	64.56	25
JCIE	81.26	-2.17	67.76	67.79	92
GCIE	52.23	-42.26	11.75	43.87	164
BCIE	30.57	1.15	-46.84	46.87	271

%Umfang

$u^*_{rel} = 91$

%Regularität

$g^*_{H,rel} = 41$

$g^*_{C,rel} = 52$

relative Inform. Technology (IT)

olvi3*	1.0	1.0	1.0	(1.0)
cmyn3*	0.0	0.0	0.0	(0.0)
olvi4*	1.0	1.0	1.0	1.0
cmyn4*	0.0	0.0	0.0	0.0

standard and adapted CIELAB

LAB*LAB	95.41	-0.97	4.75
LAB*LABa	95.41	0.0	0.0
LAB*TCHa	99.99	0.01	-

relative CIELAB lab\*

lab*lab	1.0	0.0	0.0
lab*tch	1.0	0.0	-
lab*nch	0.0	0.0	-

relative Natural Colour (NC)

lab*lrj	1.0	0.0	0.0
lab*tce	1.0	0.0	-
lab*nce	0.0	0.0	-

relative Inform. Technology (IT)

olvi3*	0.5	1.0	0.5	(1.0)
cmyn3*	0.5	0.0	0.5	(0.0)
olvi4*	0.5	1.0	0.5	1.0
cmyn4*	0.5	0.0	0.5	0.0

standard and adapted CIELAB

LAB*LAB	73.75	-35.42	8.02
LAB*LABa	73.75	-34.85	4.72
LAB*TCHa	75.0	35.18	172.29

relative CIELAB lab\*

lab*lab	0.72	-0.494	0.067
lab*tch	0.75	0.5	0.479
lab*nch	0.0	0.5	0.479

relative Natural Colour (NC)

lab*lrj	0.72	-0.496	-0.056
lab*tce	0.75	0.5	0.518
lab*nce	0.0	0.5	0.479

relative Inform. Technology (IT)

olvi3*	0.0	1.0	0.0	(1.0)
cmyn3*	1.0	0.0	1.0	(0.0)
olvi4*	0.0	1.0	0.0	1.0
cmyn4*	1.0	0.0	1.0	0.0

standard and adapted CIELAB

LAB*LAB	52.11	-69.86	11.28
LAB*LABa	52.11	-69.71	9.44
LAB*TCHa	50.0	70.36	172.29

relative CIELAB lab\*

lab*lab	0.441	-0.99	0.134
lab*tch	0.5	1.0	0.479
lab*nch	0.0	1.0	0.479

relative Natural Colour (NC)

lab*lrj	0.441	-0.992	-0.114
lab*tce	0.5	1.0	0.518
lab*nce	0.0	1.0	0.479

relative Inform. Technology (IT)

olvi3*	0.0	0.5	0.0	(1.0)
cmyn3*	1.0	0.5	1.0	(0.0)
olvi4*	0.5	1.0	0.5	0.5
cmyn4*	0.5	0.0	0.5	0.5

standard and adapted CIELAB

LAB*LAB	35.06	-34.67	5.41
LAB*LABa	35.06	-34.85	4.72
LAB*TCHa	25.01	35.18	172.29

relative CIELAB lab\*

lab*lab	0.22	-0.494	0.067
lab*tch	0.25	0.5	0.479
lab*nch	0.5	0.5	0.479

relative Natural Colour (NC)

lab*lrj	0.22	-0.496	-0.056
lab*tce	0.25	0.5	0.518
lab*nce	0.5	0.5	0.479

relative Inform. Technology (IT)

olvi3*	0.0	0.0	0.0	(1.0)
cmyn3*	1.0	1.0	1.0	(0.0)
olvi4*	1.0	1.0	1.0	0.0
cmyn4*	0.0	0.0	0.0	1.0

standard and adapted CIELAB

LAB*LAB	18.02	0.5	-0.46
LAB*LABa	18.02	0.0	0.0
LAB*TCHa	18.01	0.01	-

relative CIELAB lab\*

lab*lab	0.0	0.0	0.0
lab*tch	0.0	0.0	-
lab*nch	1.0	0.0	-

relative Natural Colour (NC)

lab*lrj	0.0	0.0	0.0
lab*tce	0.0	0.0	-
lab*nce	1.0	0.0	-

Siehe ähnliche Dateien: <http://www.ps.bam.de/TG10/>  
 Technische Information: <http://www.ps.bam.de/Version 2.1, io=1,1>

BAM-Registrierung: 20060101-TG10/10L/L10G02NP.PS/.PDF BAM-Material: Code=rh4ta  
 Anwendung für Beurteilung und Messung von Drucker- oder Monitorssystemen  
 /TG10/ Form 3/10, Serie: 1/1, Seite: 3  
 Seitenlung 3

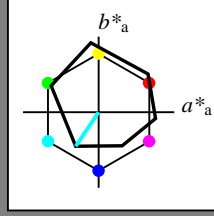


Eingabe: Farbmatisches Reflexions-System ORS18

für Buntton  $h^* = lab^*h = 236/360 = 0.656$   
 $lab^*tch$  und  $lab^*nch$

D65: Buntton C  
 LCH\*Ma: 59 54 236  
 olv\*Ma: 0.0 1.0 1.0

Dreiecks-Helligkeit  $t^*$



**ORS18; adaptierte CIELAB-Daten**

	$L^*=L^*_a$	$a^*_a$	$b^*_a$	$C^*_{ab,a}$	$h^*_{ab,a}$
OMa	47.94	65.37	50.52	82.62	38
YMa	90.37	-10.27	91.77	92.34	96
LMa	50.9	-62.79	34.95	71.87	151
CMa	58.62	-30.35	-45.01	54.3	236
VMa	25.71	31.11	-44.42	54.24	305
MMa	48.13	75.27	-8.35	75.73	354
NMa	18.01	0.0	0.0	0.0	0
WMa	95.41	0.0	0.0	0.0	0
RCIE	39.92	58.66	26.98	64.56	25
JCIE	81.26	-2.17	67.76	67.79	92
GCIE	52.23	-42.26	11.75	43.87	164
BCIE	30.57	1.15	-46.84	46.87	271

%Umfang  
 $u^*_{rel} = 93$   
 %Regularität  
 $g^*_{H,rel} = 57$   
 $g^*_{C,rel} = 59$

**relative Inform. Technology (IT)**

olvi3*	1.0	1.0	1.0	(1.0)
cmyn3*	0.0	0.0	0.0	(0.0)
olvi4*	1.0	1.0	1.0	1.0
cmyn4*	0.0	0.0	0.0	0.0

**standard and adapted CIELAB**

LAB*LAB	95.41	-0.97	4.75
LAB*LABa	95.41	0.0	0.0
LAB*TCHa	99.99	0.01	-

**relative CIELAB lab\***

lab*lab	1.0	0.0	0.0
lab*tch	1.0	0.0	-
lab*nch	0.0	0.0	-

**relative Natural Colour (NC)**

lab*lrj	1.0	0.0	0.0
lab*tce	1.0	0.0	-
lab*nce	0.0	0.0	-

**relative Inform. Technology (IT)**

olvi3*	0.5	0.5	0.5	(1.0)
cmyn3*	0.5	0.5	0.5	(0.0)
olvi4*	1.0	1.0	1.0	0.5
cmyn4*	0.0	0.0	0.0	0.5

**standard and adapted CIELAB**

LAB*LAB	56.71	-0.23	2.14
LAB*LABa	56.71	0.0	0.0
LAB*TCHa	50.0	0.01	-

**relative CIELAB lab\***

lab*lab	0.5	0.0	0.0
lab*tch	0.5	0.0	-
lab*nch	0.5	0.0	-

**relative Natural Colour (NC)**

lab*lrj	0.5	0.0	0.0
lab*tce	0.5	0.0	-
lab*nce	0.5	0.0	-

**relative Inform. Technology (IT)**

olvi3*	0.0	0.0	0.0	(1.0)
cmyn3*	1.0	1.0	1.0	(0.0)
olvi4*	1.0	1.0	1.0	0.0
cmyn4*	0.0	0.0	0.0	1.0

**standard and adapted CIELAB**

LAB*LAB	18.02	0.5	-0.46
LAB*LABa	18.02	0.0	0.0
LAB*TCHa	8.01	0.01	-

**relative CIELAB lab\***

lab*lab	0.0	0.0	0.0
lab*tch	0.0	0.0	-
lab*nch	1.0	0.0	-

**relative Natural Colour (NC)**

lab*lrj	0.0	0.0	0.0
lab*tce	0.0	0.0	-
lab*nce	1.0	0.0	-

$n^* = 1.0$

**relative Inform. Technology (IT)**

olvi3*	0.5	1.0	1.0	(1.0)
cmyn3*	0.5	0.0	0.0	(0.0)
olvi4*	0.5	1.0	1.0	1.0
cmyn4*	0.5	0.0	0.0	0.0

**standard and adapted CIELAB**

LAB*LAB	77.01	-15.79	-18.98
LAB*LABa	77.01	-15.16	-22.5
LAB*TCHa	75.0	27.15	236.01

**relative CIELAB lab\***

lab*lab	0.762	-0.278	-0.413
lab*tch	0.75	0.5	0.656
lab*nch	0.0	0.5	0.656

**relative Natural Colour (NC)**

lab*lrj	0.762	-0.247	-0.433
lab*tce	0.75	0.5	0.667
lab*nce	0.0	0.5	0.666

**relative Inform. Technology (IT)**

olvi3*	0.0	0.5	0.5	(1.0)
cmyn3*	1.0	0.5	0.5	(0.0)
olvi4*	0.5	1.0	1.0	0.5
cmyn4*	0.5	0.0	0.0	0.5

**standard and adapted CIELAB**

LAB*LAB	38.32	-15.05	-21.59
LAB*LABa	38.32	-15.16	-22.5
LAB*TCHa	25.01	27.15	236.01

**relative CIELAB lab\***

lab*lab	0.262	-0.278	-0.413
lab*tch	0.25	0.5	0.656
lab*nch	0.5	0.5	0.656

**relative Natural Colour (NC)**

lab*lrj	0.262	-0.247	-0.433
lab*tce	0.25	0.5	0.667
lab*nce	0.5	0.5	0.666

$n^* = 0.50$

**relative Inform. Technology (IT)**

olvi3*	0.0	1.0	1.0	(1.0)
cmyn3*	1.0	0.0	0.0	(0.0)
olvi4*	0.0	1.0	1.0	1.0
cmyn4*	1.0	0.0	0.0	0.0

**standard and adapted CIELAB**

LAB*LAB	58.62	-30.62	-42.73
LAB*LABa	58.62	-30.34	-45.01
LAB*TCHa	50.0	54.29	236.01

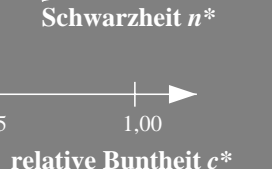
**relative CIELAB lab\***

lab*lab	0.525	-0.558	-0.828
lab*tch	0.5	1.0	0.656
lab*nch	0.0	1.0	0.656

**relative Natural Colour (NC)**

lab*lrj	0.525	-0.496	-0.867
lab*tce	0.5	1.0	0.667
lab*nce	0.0	1.0	0.666

$n^* = 0.00$



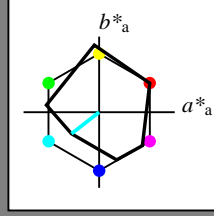
relative Buntheit  $c^*$

Ausgabe: Farbmatisches Reflexions-System MRS18

für Buntton  $h^* = lab^*h = 218/360 = 0.605$   
 $lab^*tch$  und  $lab^*nch$

D65: Buntton G50B  
 LCH\*Ma: 45 46 218  
 olv\*Ma: 0.0 1.0 1.0

Dreiecks-Helligkeit  $t^*$



**MRS18; adaptierte CIELAB-Daten**

	$L^*=L^*_a$	$a^*_a$	$b^*_a$	$C^*_{ab,a}$	$h^*_{ab,a}$
RMa	49.63	66.96	38.37	77.18	30
JMa	90.7	-6.36	88.75	88.98	94
GMa	52.11	-69.73	9.44	70.37	172
G50BMa	45.03	-36.57	-28.47	46.36	218
BMa	36.65	23.19	-63.05	67.18	290
B50RMa	34.94	57.17	-44.26	72.31	322
NMa	18.01	0.0	0.0	0.0	0
WMa	95.41	0.0	0.0	0.0	0
RCIE	39.92	58.66	26.98	64.56	25
JCIE	81.26	-2.17	67.76	67.79	92
GCIE	52.23	-42.26	11.75	43.87	164
BCIE	30.57	1.15	-46.84	46.87	271

%Umfang  
 $u^*_{rel} = 91$   
 %Regularität  
 $g^*_{H,rel} = 41$   
 $g^*_{C,rel} = 52$

**relative Inform. Technology (IT)**

olvi3*	1.0	1.0	1.0	(1.0)
cmyn3*	0.0	0.0	0.0	(0.0)
olvi4*	1.0	1.0	1.0	1.0
cmyn4*	0.0	0.0	0.0	0.0

**standard and adapted CIELAB**

LAB*LAB	95.41	-0.97	4.75
LAB*LABa	95.41	0.0	0.0
LAB*TCHa	99.99	0.01	-

**relative CIELAB lab\***

lab*lab	1.0	0.0	0.0
lab*tch	1.0	0.0	-
lab*nch	0.0	0.0	-

**relative Natural Colour (NC)**

lab*lrj	1.0	0.0	0.0
lab*tce	1.0	0.0	-
lab*nce	0.0	0.0	-

**relative Inform. Technology (IT)**

olvi3*	0.5	0.5	0.5	(1.0)
cmyn3*	0.5	0.5	0.5	(0.0)
olvi4*	1.0	1.0	1.0	0.5
cmyn4*	0.0	0.0	0.0	0.5

**standard and adapted CIELAB**

LAB*LAB	56.71	-0.23	2.14
LAB*LABa	56.71	0.0	0.0
LAB*TCHa	50.0	0.01	-

**relative CIELAB lab\***

lab*lab	0.674	-0.393	-0.306
lab*tch	0.75	0.5	0.605
lab*nch	0.0	0.5	0.605

**relative Natural Colour (NC)**

lab*lrj	0.674	-0.353	-0.352
lab*tce	0.75	0.5	0.625
lab*nce	0.0	0.5	0.625

**relative Inform. Technology (IT)**

olvi3*	0.0	0.5	0.5	(1.0)
cmyn3*	1.0	0.5	0.5	(0.0)
olvi4*	0.0	1.0	1.0	0.5
cmyn4*	1.0	0.0	0.0	0.5

**standard and adapted CIELAB**

LAB*LAB	31.52	-18.03	-13.78
LAB*LABa	31.52	-18.27	-14.23
LAB*TCHa	25.01	23.17	217.91

**relative CIELAB lab\***

lab*lab	0.175	-0.393	-0.306
lab*tch	0.25	0.5	0.605
lab*nch	0.5	0.5	0.605

**relative Natural Colour (NC)**

lab*lrj	0.175	-0.353	-0.352
lab*tce	0.25	0.5	0.625
lab*nce	0.5	0.5	0.625

$n^* = 1.0$

**relative Inform. Technology (IT)**

olvi3*	0.0	0.5	0.5	(1.0)
cmyn3*	1.0	0.5	0.5	(0.0)
olvi4*	0.5	1.0	1.0	0.5
cmyn4*	0.5	0.0	0.0	0.5

**standard and adapted CIELAB**

LAB*LAB	31.52	-18.03	-13.78
LAB*LABa	31.52	-18.27	-14.23
LAB*TCHa	25.01	23.17	217.91

**relative CIELAB lab\***

lab*lab	0.674	-0.393	-0.306
lab*tch	0.75	0.5	0.605
lab*nch	0.0	0.5	0.605

**relative Natural Colour (NC)**

lab*lrj	0.674	-0.353	-0.352
lab*tce	0.75	0.5	0.625
lab*nce	0.0	0.5	0.625

$n^* = 0.50$

**relative Inform. Technology (IT)**

olvi3*	0.0	1.0	1.0	(1.0)
cmyn3*	1.0	0.0	0.0	(0.0)
olvi4*	0.0	1.0	1.0	1.0
cmyn4*	1.0	0.0	0.0	0.0

**standard and adapted CIELAB**

LAB*LAB	45.03	-36.57	-27.11
LAB*LABa	45.03	-36.56	-28.47
LAB*TCHa	50.0	46.35	217.91

**relative CIELAB lab\***

lab*lab	0.349	-0.788	-0.613
lab*tch	0.5	1.0	0.605
lab*nch	0.0	1.0	0.605

**relative Natural Colour (NC)**

lab*lrj	0.349	-0.706	-0.706
lab*tce	0.5	1.0	0.625
lab*nce	0.0	1.0	0.625

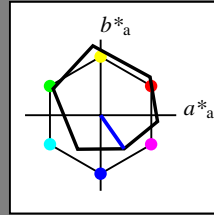
$n^* = 0.00$



relative Buntheit  $c^*$

Eingabe: Farbmatisches Reflexions-System ORS18  
 für Buntton  $h^* = lab^*h = 305/360 = 0.847$   
 $lab^*tch$  und  $lab^*nch$

D65: Buntton V  
 LCH\*Ma: 26 54 305  
 olv\*Ma: 0.0 0.0 1.0  
 Dreiecks-Helligkeit  $t^*$



ORS18; adaptierte CIELAB-Daten

	$L^*=L^*_a$	$a^*_a$	$b^*_a$	$C^*_{ab,a}$	$h^*_{ab,a}$
OMa	47.94	65.37	50.52	82.62	38
YMa	90.37	-10.27	91.77	92.34	96
LMa	50.9	-62.79	34.95	71.87	151
CMa	58.62	-30.35	-45.01	54.3	236
VMa	25.71	31.11	-44.42	54.24	305
MMa	48.13	75.27	-8.35	75.73	354
NMa	18.01	0.0	0.0	0.0	0
WMa	95.41	0.0	0.0	0.0	0
RCIE	39.92	58.66	26.98	64.56	25
JCIE	81.26	-2.17	67.76	67.79	92
GCIE	52.23	-42.26	11.75	43.87	164
BCIE	30.57	1.15	-46.84	46.87	271

%Umfang  
 $u^*_{rel} = 93$   
 %Regularität  
 $g^*_{H,rel} = 57$   
 $g^*_{C,rel} = 59$

relative Inform. Technology (IT)

olvi3*	1.0	1.0	1.0	(1.0)
cmyn3*	0.0	0.0	0.0	(0.0)
olvi4*	1.0	1.0	1.0	1.0
cmyn4*	0.0	0.0	0.0	0.0

standard and adapted CIELAB

LAB*LAB	95.41	-0.97	4.75
LAB*LABa	95.41	0.0	0.0
LAB*TCHa	99.99	0.01	-

relative CIELAB lab\*

lab*lab	1.0	0.0	0.0
lab*tch	1.0	0.0	-
lab*nch	0.0	0.0	-

relative Natural Colour (NC)

lab*lrj	1.0	0.0	0.0
lab*tce	1.0	0.0	-
lab*nce	0.0	0.0	-

relative Inform. Technology (IT)

olvi3*	0.5	0.5	0.5	(1.0)
cmyn3*	0.5	0.5	0.5	(0.0)
olvi4*	1.0	1.0	1.0	0.5
cmyn4*	0.0	0.0	0.0	0.5

standard and adapted CIELAB

LAB*LAB	56.71	-0.23	2.14
LAB*LABa	56.71	0.0	0.0
LAB*TCHa	50.0	0.01	-

relative CIELAB lab\*

lab*lab	0.5	0.0	0.0
lab*tch	0.5	0.0	-
lab*nch	0.5	0.0	-

relative Natural Colour (NC)

lab*lrj	0.5	0.0	0.0
lab*tce	0.5	0.0	-
lab*nce	0.5	0.0	-

relative Inform. Technology (IT)

olvi3*	0.0	0.0	0.0	(1.0)
cmyn3*	1.0	1.0	1.0	(0.0)
olvi4*	1.0	1.0	1.0	0.0
cmyn4*	0.0	0.0	0.0	1.0

standard and adapted CIELAB

LAB*LAB	18.02	0.5	-0.46
LAB*LABa	18.02	0.0	0.0
LAB*TCHa	0.01	0.01	-

relative CIELAB lab\*

lab*lab	0.0	0.0	0.0
lab*tch	0.0	0.0	-
lab*nch	1.0	0.0	-

relative Natural Colour (NC)

lab*lrj	0.0	0.0	0.0
lab*tce	0.0	0.0	-
lab*nce	1.0	0.0	-

$n^* = 1.0$

relative Inform. Technology (IT)

olvi3*	0.5	0.5	1.0	(1.0)
cmyn3*	0.5	0.5	0.0	(0.0)
olvi4*	0.5	0.5	1.0	1.0
cmyn4*	0.5	0.5	0.0	0.0

standard and adapted CIELAB

LAB*LAB	60.56	15.24	-19.79
LAB*LABa	60.56	15.55	-22.2
LAB*TCHa	75.0	27.11	305.0

relative CIELAB lab\*

lab*lab	0.55	0.287	-0.408
lab*tch	0.75	0.5	0.847
lab*nch	0.0	0.5	0.847

relative Natural Colour (NC)

lab*lrj	0.55	0.225	-0.446
lab*tce	0.75	0.5	0.824
lab*nce	0.0	0.5	b29r

relative Inform. Technology (IT)

olvi3*	0.0	0.0	0.5	(1.0)
cmyn3*	1.0	1.0	0.5	(0.0)
olvi4*	0.5	0.5	1.0	0.5
cmyn4*	0.5	0.5	0.0	0.5

standard and adapted CIELAB

LAB*LAB	21.87	15.98	-22.4
LAB*LABa	21.87	15.55	-22.2
LAB*TCHa	25.01	27.11	305.0

relative CIELAB lab\*

lab*lab	0.05	0.287	-0.408
lab*tch	0.25	0.5	0.847
lab*nch	0.5	0.5	0.847

relative Natural Colour (NC)

lab*lrj	0.05	0.225	-0.446
lab*tce	0.25	0.5	0.824
lab*nce	0.5	0.5	b29r

$n^* = 0.50$

relative Buntheit  $c^*$

relative Inform. Technology (IT)

olvi3*	0.0	0.0	1.0	(1.0)
cmyn3*	1.0	1.0	0.0	(0.0)
olvi4*	0.0	0.0	1.0	1.0
cmyn4*	1.0	1.0	0.0	0.0

standard and adapted CIELAB

LAB*LAB	25.72	31.46	-44.36
LAB*LABa	25.72	31.1	-44.41
LAB*TCHa	50.0	54.23	305.0

relative CIELAB lab\*

lab*lab	0.1	0.573	-0.818
lab*tch	0.5	1.0	0.847
lab*nch	0.0	1.0	0.847

relative Natural Colour (NC)

lab*lrj	0.1	0.449	-0.892
lab*tce	0.5	1.0	0.824
lab*nce	0.0	1.0	b29r

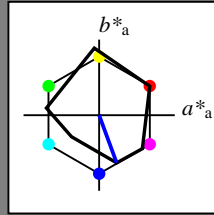
$n^* = 0.00$

Schwarzheit  $n^*$

relative Buntheit  $c^*$

Ausgabe: Farbmatisches Reflexions-System MRS18  
 für Buntton  $h^* = lab^*h = 290/360 = 0.806$   
 $lab^*tch$  und  $lab^*nch$

D65: Buntton B  
 LCH\*Ma: 37 67 290  
 olv\*Ma: 0.0 0.0 1.0  
 Dreiecks-Helligkeit  $t^*$



MRS18; adaptierte CIELAB-Daten

	$L^*=L^*_a$	$a^*_a$	$b^*_a$	$C^*_{ab,a}$	$h^*_{ab,a}$
RMa	49.63	66.96	38.37	77.18	30
JMa	90.7	-6.36	88.75	88.98	94
GMa	52.11	-69.73	9.44	70.37	172
G50BMa	45.03	-36.57	-28.47	46.36	218
BMa	36.65	23.19	-63.05	67.18	290
B50RMa	34.94	57.17	-44.26	72.31	322
NMa	18.01	0.0	0.0	0.0	0
WMa	95.41	0.0	0.0	0.0	0
RCIE	39.92	58.66	26.98	64.56	25
JCIE	81.26	-2.17	67.76	67.79	92
GCIE	52.23	-42.26	11.75	43.87	164
BCIE	30.57	1.15	-46.84	46.87	271

%Umfang  
 $u^*_{rel} = 91$   
 %Regularität  
 $g^*_{H,rel} = 41$   
 $g^*_{C,rel} = 52$

relative Inform. Technology (IT)

olvi3*	1.0	1.0	1.0	(1.0)
cmyn3*	0.0	0.0	0.0	(0.0)
olvi4*	1.0	1.0	1.0	1.0
cmyn4*	0.0	0.0	0.0	0.0

standard and adapted CIELAB

LAB*LAB	95.41	-0.97	4.75
LAB*LABa	95.41	0.0	0.0
LAB*TCHa	99.99	0.01	-

relative CIELAB lab\*

lab*lab	1.0	0.0	0.0
lab*tch	1.0	0.0	-
lab*nch	0.0	0.0	-

relative Natural Colour (NC)

lab*lrj	1.0	0.0	0.0
lab*tce	1.0	0.0	-
lab*nce	0.0	0.0	-

relative Inform. Technology (IT)

olvi3*	0.5	0.5	0.5	(1.0)
cmyn3*	0.5	0.5	0.5	(0.0)
olvi4*	1.0	1.0	1.0	0.5
cmyn4*	0.0	0.0	0.0	0.5

standard and adapted CIELAB

LAB*LAB	56.71	-0.23	2.14
LAB*LABa	56.71	0.0	0.0
LAB*TCHa	50.0	0.01	-

relative CIELAB lab\*

lab*lab	0.62	0.173	-0.468
lab*tch	0.75	0.5	0.806
lab*nch	0.0	0.5	0.806

relative Natural Colour (NC)

lab*lrj	0.62	0.129	-0.482
lab*tce	0.75	0.5	0.791
lab*nce	0.0	0.5	b16r

relative Inform. Technology (IT)

olvi3*	0.5	0.5	0.5	(1.0)
cmyn3*	1.0	1.0	0.5	(0.0)
olvi4*	1.0	1.0	1.0	0.5
cmyn4*	0.0	0.0	0.0	0.5

standard and adapted CIELAB

LAB*LAB	27.34	11.92	-31.35
LAB*LABa	27.34	11.59	-31.51
LAB*TCHa	25.01	33.59	290.19

relative CIELAB lab\*

lab*lab	0.12	0.173	-0.468
lab*tch	0.25	0.5	0.806
lab*nch	0.5	0.5	0.806

relative Natural Colour (NC)

lab*lrj	0.12	0.129	-0.482
lab*tce	0.25	0.5	0.791
lab*nce	0.5	0.5	b16r

$n^* = 1.0$

relative Buntheit  $c^*$

relative Inform. Technology (IT)

olvi3*	0.5	0.5	1.0	(1.0)
cmyn3*	0.5	0.5	0.0	(0.0)
olvi4*	0.5	0.5	1.0	1.0
cmyn4*	0.5	0.5	0.0	0.0

standard and adapted CIELAB

LAB*LAB	66.03	11.17	-28.74
LAB*LABa	66.03	11.59	-31.51
LAB*TCHa	75.0	33.59	290.19

relative CIELAB lab\*

lab*lab	0.62	0.173	-0.468
lab*tch	0.75	0.5	0.806
lab*nch	0.0	0.5	0.806

relative Natural Colour (NC)

lab*lrj	0.62	0.129	-0.482
lab*tce	0.75	0.5	0.791
lab*nce	0.0	0.5	b16r

relative Inform. Technology (IT)

olvi3*	0.0	0.0	0.5	(1.0)
cmyn3*	1.0	1.0	0.5	(0.0)
olvi4*	0.5	0.5	1.0	0.5
cmyn4*	0.5	0.5	0.0	0.5

standard and adapted CIELAB

LAB*LAB	27.34	11.92	-31.35
LAB*LABa	27.34	11.59	-31.51
LAB*TCHa	25.01	33.59	290.19

relative CIELAB lab\*

lab*lab	0.241	0.345	-0.937
lab*tch	0.5	1.0	0.806
lab*nch	0.0	1.0	0.806

relative Natural Colour (NC)

lab*lrj	0.241	0.257	-0.965
lab*tce	0.5	1.0	0.791
lab*nce	0.0	1.0	b16r

$n^* = 0.00$

Schwarzheit  $n^*$

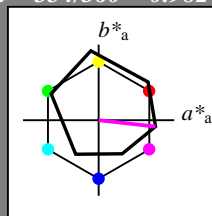
relative Buntheit  $c^*$

Eingabe: Farbmatisches Reflexions-System ORS18

für Buntton  $h^* = lab^*h = 354/360 = 0.982$   
 $lab^*tch$  und  $lab^*nch$

D65: Buntton M  
 LCH\*Ma: 48 76 354  
 olv\*Ma: 1.0 0.0 1.0

Dreiecks-Helligkeit  $t^*$



**ORS18; adaptierte CIELAB-Daten**

	$L^*=L^*_a$	$a^*_a$	$b^*_a$	$C^*_{ab,a}$	$h^*_{ab,a}$
OMa	47.94	65.37	50.52	82.62	38
YMa	90.37	-10.27	91.77	92.34	96
LMa	50.9	-62.79	34.95	71.87	151
CMa	58.62	-30.35	-45.01	54.3	236
VMa	25.71	31.11	-44.42	54.24	305
MMa	48.13	75.27	-8.35	75.73	354
NMa	18.01	0.0	0.0	0.0	0
WMa	95.41	0.0	0.0	0.0	0
RCIE	39.92	58.66	26.98	64.56	25
JCIE	81.26	-2.17	67.76	67.79	92
GCIE	52.23	-42.26	11.75	43.87	164
BCIE	30.57	1.15	-46.84	46.87	271

%Umfang  
 $u^*_{rel} = 93$   
 %Regularität  
 $g^*_{H,rel} = 57$   
 $g^*_{C,rel} = 59$

**relative Inform. Technology (IT)**

olvi3*	1.0	1.0	1.0	(1.0)
cmyn3*	0.0	0.0	0.0	(0.0)
olvi4*	1.0	1.0	1.0	1.0
cmyn4*	0.0	0.0	0.0	0.0

**standard and adapted CIELAB**

LAB*LAB	95.41	-0.97	4.75
LAB*LABa	95.41	0.0	0.0
LAB*TCHa	99.99	0.01	-

**relative CIELAB lab\***

lab*lab	1.0	0.0	0.0
lab*tch	1.0	0.0	-
lab*nch	0.0	0.0	-

**relative Natural Colour (NC)**

lab*lrj	1.0	0.0	0.0
lab*tce	1.0	0.0	-
lab*nce	0.0	0.0	-

**relative Inform. Technology (IT)**

olvi3*	0.5	0.5	0.5	(1.0)
cmyn3*	0.5	0.5	0.5	(0.0)
olvi4*	1.0	1.0	1.0	0.5
cmyn4*	0.0	0.0	0.0	0.5

**standard and adapted CIELAB**

LAB*LAB	56.71	-0.23	2.14
LAB*LABa	56.71	0.0	0.0
LAB*TCHa	50.0	0.01	-

**relative CIELAB lab\***

lab*lab	0.5	0.0	0.0
lab*tch	0.5	0.0	-
lab*nch	0.5	0.0	-

**relative Natural Colour (NC)**

lab*lrj	0.5	0.0	0.0
lab*tce	0.5	0.0	-
lab*nce	0.5	0.0	-

**relative Inform. Technology (IT)**

olvi3*	0.0	0.0	0.0	(1.0)
cmyn3*	1.0	1.0	1.0	(0.0)
olvi4*	1.0	1.0	1.0	0.0
cmyn4*	0.0	0.0	0.0	1.0

**standard and adapted CIELAB**

LAB*LAB	18.02	0.5	-0.46
LAB*LABa	18.02	0.0	0.0
LAB*TCHa	8.01	0.01	-

**relative CIELAB lab\***

lab*lab	0.0	0.0	0.0
lab*tch	0.0	0.0	-
lab*nch	1.0	0.0	-

**relative Natural Colour (NC)**

lab*lrj	0.0	0.0	0.0
lab*tce	0.0	0.0	-
lab*nce	1.0	0.0	-

$n^* = 1.0$

**relative Inform. Technology (IT)**

olvi3*	1.0	0.5	1.0	(1.0)
cmyn3*	0.0	0.5	0.0	(0.0)
olvi4*	1.0	0.5	1.0	1.0
cmyn4*	0.0	0.5	0.0	0.0

**standard and adapted CIELAB**

LAB*LAB	71.77	37.1	-1.01
LAB*LABa	71.77	37.63	-4.17
LAB*TCHa	75.0	37.86	353.66

**relative CIELAB lab\***

lab*lab	0.695	0.497	-0.054
lab*tch	0.75	0.5	0.982
lab*nch	0.0	0.5	0.982

**relative Natural Colour (NC)**

lab*lrj	0.695	0.454	-0.208
lab*tce	0.75	0.5	0.932
lab*nce	0.0	0.5	0.72r

**relative Inform. Technology (IT)**

olvi3*	0.5	0.0	0.5	(1.0)
cmyn3*	0.5	1.0	0.5	(0.0)
olvi4*	1.0	0.5	1.0	0.5
cmyn4*	0.0	0.5	0.0	0.5

**standard and adapted CIELAB**

LAB*LAB	33.08	37.84	-3.62
LAB*LABa	33.08	37.63	-4.17
LAB*TCHa	25.01	37.86	353.66

**relative CIELAB lab\***

lab*lab	0.195	0.497	-0.054
lab*tch	0.25	0.5	0.982
lab*nch	0.5	0.5	0.982

**relative Natural Colour (NC)**

lab*lrj	0.195	0.454	-0.208
lab*tce	0.25	0.5	0.932
lab*nce	0.5	0.5	0.72r

$n^* = 0.50$

relative Buntheit  $c^*$

$n^* = 0.00$

Schwarzheit  $n^*$

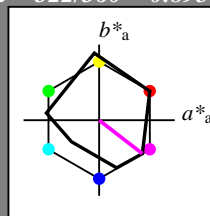
relative Buntheit  $c^*$

Ausgabe: Farbmatisches Reflexions-System MRS18

für Buntton  $h^* = lab^*h = 322/360 = 0.895$   
 $lab^*tch$  und  $lab^*nch$

D65: Buntton B50R  
 LCH\*Ma: 35 72 322  
 olv\*Ma: 1.0 0.0 1.0

Dreiecks-Helligkeit  $t^*$



**MRS18; adaptierte CIELAB-Daten**

	$L^*=L^*_a$	$a^*_a$	$b^*_a$	$C^*_{ab,a}$	$h^*_{ab,a}$
RMa	49.63	66.96	38.37	77.18	30
JMa	90.7	-6.36	88.75	88.98	94
GMa	52.11	-69.73	9.44	70.37	172
G50BMa	45.03	-36.57	-28.47	46.36	218
BMa	36.65	23.19	-63.05	67.18	290
B50RMa	34.94	57.17	-44.26	72.31	322
NMa	18.01	0.0	0.0	0.0	0
WMa	95.41	0.0	0.0	0.0	0
RCIE	39.92	58.66	26.98	64.56	25
JCIE	81.26	-2.17	67.76	67.79	92
GCIE	52.23	-42.26	11.75	43.87	164
BCIE	30.57	1.15	-46.84	46.87	271

%Umfang  
 $u^*_{rel} = 91$   
 %Regularität  
 $g^*_{H,rel} = 41$   
 $g^*_{C,rel} = 52$

**relative Inform. Technology (IT)**

olvi3*	1.0	1.0	1.0	(1.0)
cmyn3*	0.0	0.0	0.0	(0.0)
olvi4*	1.0	1.0	1.0	1.0
cmyn4*	0.0	0.0	0.0	0.0

**standard and adapted CIELAB**

LAB*LAB	95.41	-0.97	4.75
LAB*LABa	95.41	0.0	0.0
LAB*TCHa	99.99	0.01	-

**relative CIELAB lab\***

lab*lab	1.0	0.0	0.0
lab*tch	1.0	0.0	-
lab*nch	0.0	0.0	-

**relative Natural Colour (NC)**

lab*lrj	1.0	0.0	0.0
lab*tce	1.0	0.0	-
lab*nce	0.0	0.0	-

**relative Inform. Technology (IT)**

olvi3*	0.5	0.5	0.5	(1.0)
cmyn3*	0.5	0.5	0.5	(0.0)
olvi4*	1.0	1.0	1.0	0.5
cmyn4*	0.0	0.0	0.0	0.5

**standard and adapted CIELAB**

LAB*LAB	56.71	-0.23	2.14
LAB*LABa	56.71	0.0	0.0
LAB*TCHa	50.0	0.01	-

**relative CIELAB lab\***

lab*lab	0.609	0.395	-0.305
lab*tch	0.75	0.5	0.895
lab*nch	0.0	0.5	0.895

**relative Natural Colour (NC)**

lab*lrj	0.609	0.324	-0.38
lab*tce	0.75	0.5	0.862
lab*nce	0.0	0.5	0.844r

**relative Inform. Technology (IT)**

olvi3*	0.5	0.0	0.5	(1.0)
cmyn3*	1.0	1.0	1.0	(0.0)
olvi4*	1.0	1.0	1.0	0.0
cmyn4*	0.0	0.0	0.0	1.0

**standard and adapted CIELAB**

LAB*LAB	26.48	28.92	-22.01
LAB*LABa	26.48	28.58	-22.12
LAB*TCHa	25.01	36.15	322.25

**relative CIELAB lab\***

lab*lab	0.109	0.395	-0.305
lab*tch	0.25	0.5	0.895
lab*nch	0.5	0.5	0.895

**relative Natural Colour (NC)**

lab*lrj	0.109	0.324	-0.38
lab*tce	0.25	0.5	0.862
lab*nce	0.5	0.5	0.844r

$n^* = 0.00$

Schwarzheit  $n^*$

relative Buntheit  $c^*$

$n^* = 1.0$

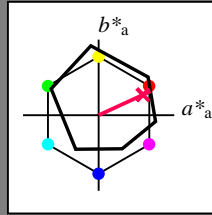


Eingabe: Farbmétrisches Reflexions-System ORS18

für Buntton  $h^* = lab^*h = 25/360 = 0.069$   
 $lab^*tch$  und  $lab^*nch$

D65: Buntton R  
 LCH\*Ma: 48 75 25  
 olv\*Ma: 1.0 0.0 0.32

Dreiecks-Helligkeit  $t^*$



**ORS18; adaptierte CIELAB-Daten**

	$L^*=L^*_a$	$a^*_a$	$b^*_a$	$C^*_{ab,a}$	$h^*_{ab,a}$
OMa	47.94	65.37	50.52	82.62	38
YMa	90.37	-10.27	91.77	92.34	96
LMa	50.9	-62.79	34.95	71.87	151
CMa	58.62	-30.35	-45.01	54.3	236
VMa	25.71	31.11	-44.42	54.24	305
MMa	48.13	75.27	-8.35	75.73	354
NMa	18.01	0.0	0.0	0.0	0
WMa	95.41	0.0	0.0	0.0	0
RCIE	39.92	58.66	26.98	64.56	25
JCIE	81.26	-2.17	67.76	67.79	92
GCIE	52.23	-42.26	11.75	43.87	164
BCIE	30.57	1.15	-46.84	46.87	271

%Umfang

$u^*_{rel} = 93$

%Regularität

$g^*_{H,rel} = 57$

$g^*_{C,rel} = 59$

**relative Inform. Technology (IT)**

olvi3*	1.0	1.0	1.0	(1.0)
cmyn3*	0.0	0.0	0.0	(0.0)
olvi4*	1.0	1.0	1.0	1.0
cmyn4*	0.0	0.0	0.0	0.0

**standard and adapted CIELAB**

LAB*LAB	95.41	-0.97	4.75
LAB*LABa	95.41	0.0	0.0
LAB*TCHa	99.99	0.01	-

**relative CIELAB lab\***

lab*lab	1.0	0.0	0.0
lab*tch	1.0	0.0	-
lab*nch	0.0	0.0	-

**relative Natural Colour (NC)**

lab*lrj	1.0	0.0	0.0
lab*tce	1.0	0.0	-
lab*nce	0.0	0.0	-

**relative Inform. Technology (IT)**

olvi3*	0.5	0.5	0.5	(1.0)
cmyn3*	0.0	0.5	0.5	(0.0)
olvi4*	1.0	1.0	1.0	0.5
cmyn4*	0.0	0.0	0.0	0.5

**standard and adapted CIELAB**

LAB*LAB	56.71	-0.23	2.14
LAB*LABa	56.71	0.0	0.0
LAB*TCHa	50.0	0.01	-

**relative CIELAB lab\***

lab*lab	0.5	0.0	0.0
lab*tch	0.5	0.0	-
lab*nch	0.5	0.0	-

**relative Natural Colour (NC)**

lab*lrj	0.5	0.0	0.0
lab*tce	0.5	0.0	-
lab*nce	0.5	0.0	-

**relative Inform. Technology (IT)**

olvi3*	0.0	0.0	0.0	(1.0)
cmyn3*	1.0	1.0	1.0	(0.0)
olvi4*	1.0	1.0	1.0	0.0
cmyn4*	0.0	0.0	0.0	1.0

**standard and adapted CIELAB**

LAB*LAB	18.02	0.5	-0.46
LAB*LABa	18.02	0.0	0.0
LAB*TCHa	8.01	0.01	-

**relative CIELAB lab\***

lab*lab	0.0	0.0	0.0
lab*tch	0.0	0.0	-
lab*nch	1.0	0.0	-

**relative Natural Colour (NC)**

lab*lrj	0.0	0.0	0.0
lab*tce	0.0	0.0	-
lab*nce	1.0	0.0	-

$n^* = 1.0$

**relative Inform. Technology (IT)**

olvi3*	1.0	0.5	0.661	(1.0)
cmyn3*	0.0	0.5	0.339	(0.0)
olvi4*	1.0	0.5	0.661	1.0
cmyn4*	0.0	0.5	0.339	0.0

**standard and adapted CIELAB**

LAB*LAB	71.7	33.75	18.92
LAB*LABa	71.7	34.27	15.76
LAB*TCHa	75.0	37.72	24.69

**relative CIELAB lab\***

lab*lab	0.694	0.454	0.209
lab*tch	0.75	0.5	0.069
lab*nch	0.0	0.5	0.069

**relative Natural Colour (NC)**

lab*lrj	0.694	0.5	0.0
lab*tce	0.75	0.5	1.0
lab*nce	0.0	0.5	0.999

**relative Inform. Technology (IT)**

olvi3*	0.5	0.0	0.161	(1.0)
cmyn3*	0.5	1.0	0.839	(0.0)
olvi4*	1.0	0.5	0.661	0.5
cmyn4*	0.0	0.5	0.339	0.5

**standard and adapted CIELAB**

LAB*LAB	33.01	34.49	16.31
LAB*LABa	33.01	34.27	15.77
LAB*TCHa	25.01	37.73	24.7

**relative CIELAB lab\***

lab*lab	0.194	0.454	0.209
lab*tch	0.25	0.5	0.069
lab*nch	0.5	0.5	0.069

**relative Natural Colour (NC)**

lab*lrj	0.194	0.5	0.0
lab*tce	0.25	0.5	0.0
lab*nce	0.5	0.5	0.00j

$n^* = 0.50$

relative Buntheit  $c^*$

**relative Inform. Technology (IT)**

olvi3*	1.0	0.0	0.322	(1.0)
cmyn3*	0.0	1.0	0.678	(0.0)
olvi4*	1.0	0.0	0.322	1.0
cmyn4*	0.0	1.0	0.677	0.0

**standard and adapted CIELAB**

LAB*LAB	48.01	68.48	33.09
LAB*LABa	48.01	68.55	31.53
LAB*TCHa	50.0	75.45	24.7

**relative CIELAB lab\***

lab*lab	0.388	0.908	0.418
lab*tch	0.5	1.0	0.069
lab*nch	0.0	1.0	0.069

**relative Natural Colour (NC)**

lab*lrj	0.388	1.0	0.0
lab*tce	0.5	1.0	0.0
lab*nce	0.0	1.0	0.00j

$n^* = 0.00$

Schwarzheit  $n^*$

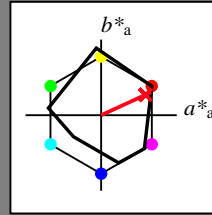
relative Buntheit  $c^*$

Ausgabe: Farbmétrisches Reflexions-System MRS18

für Buntton  $h^* = lab^*h = 25/360 = 0.069$   
 $lab^*tch$  und  $lab^*nch$

D65: Buntton R  
 LCH\*Ma: 48 73 25  
 olv\*Ma: 1.0 0.0 0.1

Dreiecks-Helligkeit  $t^*$



**MRS18; adaptierte CIELAB-Daten**

	$L^*=L^*_a$	$a^*_a$	$b^*_a$	$C^*_{ab,a}$	$h^*_{ab,a}$
RMa	49.63	66.96	38.37	77.18	30
JMa	90.7	-6.36	88.75	88.98	94
GMa	52.11	-69.73	9.44	70.37	172
G50BMa	45.03	-36.57	-28.47	46.36	218
BMa	36.65	23.19	-63.05	67.18	290
B50RMa	34.94	57.17	-44.26	72.31	322
NMa	18.01	0.0	0.0	0.0	0
WMa	95.41	0.0	0.0	0.0	0
RCIE	39.92	58.66	26.98	64.56	25
JCIE	81.26	-2.17	67.76	67.79	92
GCIE	52.23	-42.26	11.75	43.87	164
BCIE	30.57	1.15	-46.84	46.87	271

%Umfang

$u^*_{rel} = 91$

%Regularität

$g^*_{H,rel} = 41$

$g^*_{C,rel} = 52$

**relative Inform. Technology (IT)**

olvi3*	1.0	1.0	1.0	(1.0)
cmyn3*	0.0	0.0	0.0	(0.0)
olvi4*	1.0	1.0	1.0	1.0
cmyn4*	0.0	0.0	0.0	0.0

**standard and adapted CIELAB**

LAB*LAB	95.41	-0.97	4.75
LAB*LABa	95.41	0.0	0.0
LAB*TCHa	99.99	0.01	-

**relative CIELAB lab\***

lab*lab	1.0	0.0	0.0
lab*tch	1.0	0.0	-
lab*nch	0.0	0.0	-

**relative Natural Colour (NC)**

lab*lrj	1.0	0.0	0.0
lab*tce	1.0	0.0	-
lab*nce	0.0	0.0	-

**relative Inform. Technology (IT)**

olvi3*	0.5	0.5	0.5	(1.0)
cmyn3*	0.0	0.5	0.5	(0.0)
olvi4*	1.0	1.0	1.0	0.5
cmyn4*	0.0	0.0	0.0	0.5

**standard and adapted CIELAB**

LAB*LAB	56.71	-0.23	2.14
LAB*LABa	56.71	0.0	0.0
LAB*TCHa	50.0	0.01	-

**relative CIELAB lab\***

lab*lab	0.695	0.454	0.209
lab*tch	0.75	0.5	0.069
lab*nch	0.0	0.5	0.069

**relative Natural Colour (NC)**

lab*lrj	0.695	0.5	0.0
lab*tce	0.75	0.5	1.0
lab*nce	0.0	0.5	0.999

**relative Inform. Technology (IT)**

olvi3*	0.5	0.0	0.048	(1.0)
cmyn3*	0.5	1.0	0.952	(0.0)
olvi4*	1.0	0.5	0.548	0.5
cmyn4*	0.0	0.5	0.452	0.5

**standard and adapted CIELAB**

LAB*LAB	33.11	33.21	15.74
LAB*LABa	33.11	33.0	15.18
LAB*TCHa	25.01	36.33	24.71

**relative CIELAB lab\***

lab*lab	0.195	0.454	0.209
lab*tch	0.25	0.5	0.069
lab*nch	0.5	0.5	0.069

**relative Natural Colour (NC)**

lab*lrj	0.195	0.5	0.0
lab*tce	0.25	0.5	0.0
lab*nce	0.5	0.5	0.00j

$n^* = 1.0$

Schwarzheit  $n^*$

relative Buntheit  $c^*$

BAM-Prüfvorlage TG10; Farbmétrik-Systeme ORS18 & MRS18input: olv\* setrgbcolor

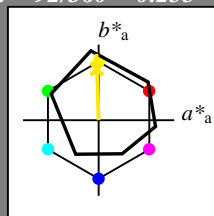
D65: 2 Koordinatendaten; 3 stufige Farbreihen für 10 Bunttöne output: no change compared to input

Eingabe: Farbmetrisches Reflexions-System ORS18

für Buntton  $h^* = lab^*h = 92/360 = 0.255$   
 $lab^*tch$  und  $lab^*nch$

D65: Buntton J  
 LCH\*Ma: 86 88 92  
 olv\*Ma: 1.0 0.9 0.0

Dreiecks-Helligkeit  $t^*$



**ORS18; adaptierte CIELAB-Daten**

	$L^*=L^*_a$	$a^*_a$	$b^*_a$	$C^*_{ab,a}$	$h^*_{ab,a}$
OMa	47.94	65.37	50.52	82.62	38
YMa	90.37	-10.27	91.77	92.34	96
LMa	50.9	-62.79	34.95	71.87	151
CMa	58.62	-30.35	-45.01	54.3	236
VMa	25.71	31.11	-44.42	54.24	305
MMa	48.13	75.27	-8.35	75.73	354
NMa	18.01	0.0	0.0	0.0	0
WMa	95.41	0.0	0.0	0.0	0
RCIE	39.92	58.66	26.98	64.56	25
JCIE	81.26	-2.17	67.76	67.79	92
GCIE	52.23	-42.26	11.75	43.87	164
BCIE	30.57	1.15	-46.84	46.87	271

%Umfang

$u^*_{rel} = 93$

%Regularität

$g^*_{H,rel} = 57$

$g^*_{C,rel} = 59$

**relative Inform. Technology (IT)**

olvi3*	1.0	1.0	1.0	(1.0)
cmyn3*	0.0	0.0	0.0	(0.0)
olvi4*	1.0	1.0	1.0	1.0
cmyn4*	0.0	0.0	0.0	0.0

**standard and adapted CIELAB**

LAB*LAB	95.41	-0.97	4.75
LAB*LABa	95.41	0.0	0.0
LAB*TCHa	99.99	0.01	-

**relative CIELAB lab\***

lab*lab	1.0	0.0	0.0
lab*tch	1.0	0.0	-
lab*nch	0.0	0.0	-

**relative Natural Colour (NC)**

lab*lrj	1.0	0.0	0.0
lab*tce	1.0	0.0	-
lab*nce	0.0	0.0	-

**relative Inform. Technology (IT)**

olvi3*	0.5	0.5	0.5	(1.0)
cmyn3*	0.0	0.5	0.5	(0.0)
olvi4*	1.0	1.0	1.0	0.5
cmyn4*	0.0	0.0	0.0	0.5

**standard and adapted CIELAB**

LAB*LAB	56.71	-0.23	2.14
LAB*LABa	56.71	0.0	0.0
LAB*TCHa	50.0	0.01	-

**relative CIELAB lab\***

lab*lab	0.5	0.0	0.0
lab*tch	0.5	0.0	-
lab*nch	0.5	0.0	-

**relative Natural Colour (NC)**

lab*lrj	0.5	0.0	0.0
lab*tce	0.5	0.0	-
lab*nce	0.5	0.0	-

**relative Inform. Technology (IT)**

olvi3*	0.0	0.0	0.0	(1.0)
cmyn3*	1.0	1.0	1.0	(0.0)
olvi4*	1.0	1.0	1.0	0.0
cmyn4*	0.0	0.0	0.0	1.0

**standard and adapted CIELAB**

LAB*LAB	18.02	0.5	-0.46
LAB*LABa	18.02	0.0	0.0
LAB*TCHa	8.01	0.01	-

**relative CIELAB lab\***

lab*lab	0.0	0.0	0.0
lab*tch	0.0	0.0	-
lab*nch	1.0	0.0	-

**relative Natural Colour (NC)**

lab*lrj	0.0	0.0	0.0
lab*tce	0.0	0.0	-
lab*nce	1.0	0.0	-

$n^* = 1.0$

**relative Inform. Technology (IT)**

olvi3*	1.0	0.951	0.5	(1.0)
cmyn3*	0.0	0.049	0.5	(0.0)
olvi4*	1.0	0.951	0.5	1.0
cmyn4*	0.0	0.049	0.5	0.0

**standard and adapted CIELAB**

LAB*LAB	90.8	-2.3	48.29
LAB*LABa	90.8	-1.41	43.85
LAB*TCHa	75.0	43.87	91.85

**relative CIELAB lab\***

lab*lab	0.94	-0.015	0.5
lab*tch	0.75	0.5	0.255
lab*nch	0.0	0.5	0.255

**relative Natural Colour (NC)**

lab*lrj	0.94	0.0	0.5
lab*tce	0.75	0.5	0.25
lab*nce	0.0	0.5	j00g

**relative Inform. Technology (IT)**

olvi3*	0.5	0.451	0.0	(1.0)
cmyn3*	0.5	0.549	1.0	(0.0)
olvi4*	1.0	0.951	0.5	0.5
cmyn4*	0.0	0.049	0.5	0.5

**standard and adapted CIELAB**

LAB*LAB	52.1	-1.55	45.68
LAB*LABa	52.1	-1.4	43.84
LAB*TCHa	25.01	43.87	91.84

**relative CIELAB lab\***

lab*lab	0.44	-0.015	0.5
lab*tch	0.25	0.5	0.255
lab*nch	0.5	0.5	0.255

**relative Natural Colour (NC)**

lab*lrj	0.44	0.0	0.5
lab*tce	0.25	0.5	0.25
lab*nce	0.5	0.5	r9j

$n^* = 0.50$

Schwarzheit  $n^*$

relative Buntheit  $c^*$

$n^* = 0.00$

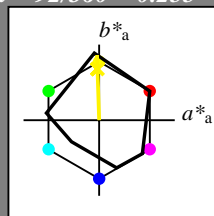
Schwarzheit  $n^*$

Ausgabe: Farbmetrisches Reflexions-System MRS18

für Buntton  $h^* = lab^*h = 92/360 = 0.255$   
 $lab^*tch$  und  $lab^*nch$

D65: Buntton J  
 LCH\*Ma: 89 86 92  
 olv\*Ma: 1.0 0.95 0.0

Dreiecks-Helligkeit  $t^*$



**MRS18; adaptierte CIELAB-Daten**

	$L^*=L^*_a$	$a^*_a$	$b^*_a$	$C^*_{ab,a}$	$h^*_{ab,a}$
RMa	49.63	66.96	38.37	77.18	30
JMa	90.7	-6.36	88.75	88.98	94
GMa	52.11	-69.73	9.44	70.37	172
G50BMa	45.03	-36.57	-28.47	46.36	218
BMa	36.65	23.19	-63.05	67.18	290
B50RMa	34.94	57.17	-44.26	72.31	322
NMa	18.01	0.0	0.0	0.0	0
WMa	95.41	0.0	0.0	0.0	0
RCIE	39.92	58.66	26.98	64.56	25
JCIE	81.26	-2.17	67.76	67.79	92
GCIE	52.23	-42.26	11.75	43.87	164
BCIE	30.57	1.15	-46.84	46.87	271

%Umfang

$u^*_{rel} = 91$

%Regularität

$g^*_{H,rel} = 41$

$g^*_{C,rel} = 52$

**relative Inform. Technology (IT)**

olvi3*	1.0	1.0	1.0	(1.0)
cmyn3*	0.0	0.0	0.0	(0.0)
olvi4*	1.0	1.0	1.0	1.0
cmyn4*	0.0	0.0	0.0	0.0

**standard and adapted CIELAB**

LAB*LAB	95.41	-0.97	4.75
LAB*LABa	95.41	0.0	0.0
LAB*TCHa	99.99	0.01	-

**relative CIELAB lab\***

lab*lab	1.0	0.0	0.0
lab*tch	1.0	0.0	-
lab*nch	0.0	0.0	-

**relative Natural Colour (NC)**

lab*lrj	1.0	0.0	0.0
lab*tce	1.0	0.0	-
lab*nce	0.0	0.0	-

**relative Inform. Technology (IT)**

olvi3*	0.5	0.5	0.5	(1.0)
cmyn3*	0.0	0.5	0.5	(0.0)
olvi4*	1.0	1.0	1.0	0.5
cmyn4*	0.0	0.0	0.0	0.5

**standard and adapted CIELAB**

LAB*LAB	56.71	-0.23	2.14
LAB*LABa	56.71	0.0	0.0
LAB*TCHa	50.0	0.01	-

**relative CIELAB lab\***

lab*lab	0.957	-0.015	0.5
lab*tch	0.75	0.5	0.255
lab*nch	0.0	0.5	0.255

**relative Natural Colour (NC)**

lab*lrj	0.957	0.0	0.5
lab*tce	0.75	0.5	0.25
lab*nce	0.0	0.5	j00g

**relative Inform. Technology (IT)**

olvi3*	0.5	0.476	0.0	(1.0)
cmyn3*	0.5	0.524	1.0	(0.0)
olvi4*	1.0	0.976	0.5	0.5
cmyn4*	0.0	0.024	0.5	0.5

**standard and adapted CIELAB**

LAB*LAB	53.35	-1.55	45.05
LAB*LABa	53.35	-1.38	43.13
LAB*TCHa	25.01	43.16	91.84

**relative CIELAB lab\***

lab*lab	0.5	0.0	0.0
lab*tch	0.5	0.0	-
lab*nch	0.5	0.0	-

**relative Natural Colour (NC)**

lab*lrj	0.5	0.0	0.0
lab*tce	0.5	0.0	-
lab*nce	0.5	0.0	-

**relative Inform. Technology (IT)**

olvi3*	1.0	0.976	0.5	(1.0)
cmyn3*	0.0	0.024	0.5	(0.0)
olvi4*	1.0	0.976	0.5	1.0
cmyn4*	0.0	0.024	0.5	0.0

**standard and adapted CIELAB**

LAB*LAB	92.04	-2.3	47.67
LAB*LABa	92.04	-1.39	43.14
LAB*TCHa	75.0	43.16	91.85

**relative CIELAB lab\***

lab*lab	0.957	-0.015	0.5
lab*tch	0.75	0.5	0.255
lab*nch	0.0	0.5	0.255

**relative Natural Colour (NC)**

lab*lrj	0.957	0.0	0.5
lab*tce	0.75	0.5	0.25
lab*nce	0.0	0.5	j00g

**relative Inform. Technology (IT)**

olvi3*	0.5	0.476	0.0	(1.0)
cmyn3*	0.5	0.524	1.0	(0.0)
olvi4*	1.0	0.976	0.5	0.5
cmyn4*	0.0	0.024	0.5	0.5

**standard and adapted CIELAB**

LAB*LAB	53.35	-1.55	45.05
LAB*LABa	53.35	-1.38	43.13
LAB*TCHa	25.01	43.16	91.84

**relative CIELAB lab\***

lab*lab	0.957	-0.015	0.5
lab*tch	0.75	0.5	0.255
lab*nch	0.0	0.5	0.255

**relative Natural Colour (NC)**

lab*lrj	0.957	0.0	0.5
lab*tce	0.75	0.5	0.25
lab*nce	0.0	0.5	r9j

$n^* = 0.50$

Schwarzheit  $n^*$

relative Buntheit  $c^*$

$n^* = 0.00$

Schwarzheit  $n^*$

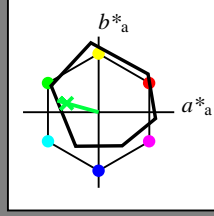


Eingabe: Farbmatisches Reflexions-System ORS18

für Buntton  $h^* = lab^*h = 164/360 = 0.457$   
 $lab^*tch$  und  $lab^*nch$

D65: Buntton G  
 LCH\*Ma: 53 57 164  
 olv\*Ma: 0.0 1.0 0.25

Dreiecks-Helligkeit  $t^*$



**ORS18; adaptierte CIELAB-Daten**

	$L^*=L^*_a$	$a^*_a$	$b^*_a$	$C^*_{ab,a}$	$h^*_{ab,a}$
OMa	47.94	65.37	50.52	82.62	38
YMa	90.37	-10.27	91.77	92.34	96
LMa	50.9	-62.79	34.95	71.87	151
CMa	58.62	-30.35	-45.01	54.3	236
VMa	25.71	31.11	-44.42	54.24	305
MMa	48.13	75.27	-8.35	75.73	354
NMa	18.01	0.0	0.0	0.0	0
WMa	95.41	0.0	0.0	0.0	0
RCIE	39.92	58.66	26.98	64.56	25
JCIE	81.26	-2.17	67.76	67.79	92
GCIE	52.23	-42.26	11.75	43.87	164
BCIE	30.57	1.15	-46.84	46.87	271

%Umfang  
 $u^*_{rel} = 93$   
 %Regularität  
 $g^*_{H,rel} = 57$   
 $g^*_{C,rel} = 59$

**relative Inform. Technology (IT)**

olvi3*	1.0	1.0	1.0	(1.0)
cmyn3*	0.0	0.0	0.0	(0.0)
olvi4*	1.0	1.0	1.0	1.0
cmyn4*	0.0	0.0	0.0	0.0

**standard and adapted CIELAB**

LAB*LAB	95.41	-0.97	4.75
LAB*LABa	95.41	0.0	0.0
LAB*TCHa	99.99	0.01	-

**relative CIELAB lab\***

lab*lab	1.0	0.0	0.0
lab*tch	1.0	0.0	-
lab*nch	0.0	0.0	-

**relative Natural Colour (NC)**

lab*lrj	1.0	0.0	0.0
lab*tce	1.0	0.0	-
lab*nce	0.0	0.0	-

**relative Inform. Technology (IT)**

olvi3*	0.5	0.5	0.5	(1.0)
cmyn3*	0.5	0.5	0.5	(0.0)
olvi4*	1.0	1.0	1.0	0.5
cmyn4*	0.0	0.0	0.0	0.5

**standard and adapted CIELAB**

LAB*LAB	56.71	-0.23	2.14
LAB*LABa	56.71	0.0	0.0
LAB*TCHa	50.0	0.01	-

**relative CIELAB lab\***

lab*lab	0.5	0.0	0.0
lab*tch	0.5	0.0	-
lab*nch	0.5	0.0	-

**relative Natural Colour (NC)**

lab*lrj	0.5	0.0	0.0
lab*tce	0.5	0.0	-
lab*nce	0.5	0.0	-

**relative Inform. Technology (IT)**

olvi3*	0.0	0.0	0.0	(1.0)
cmyn3*	1.0	1.0	1.0	(0.0)
olvi4*	1.0	1.0	1.0	0.0
cmyn4*	0.0	0.0	0.0	1.0

**standard and adapted CIELAB**

LAB*LAB	18.02	0.5	-0.46
LAB*LABa	18.02	0.0	0.0
LAB*TCHa	0.01	0.01	-

**relative CIELAB lab\***

lab*lab	0.0	0.0	0.0
lab*tch	0.0	0.0	-
lab*nch	1.0	0.0	-

**relative Natural Colour (NC)**

lab*lrj	0.0	0.0	0.0
lab*tce	0.0	0.0	-
lab*nce	1.0	0.0	-

$n^* = 1.0$

**relative Inform. Technology (IT)**

olvi3*	0.5	1.0	0.623	(1.0)
cmyn3*	0.5	0.0	0.377	(0.0)
olvi4*	0.5	1.0	0.623	1.0
cmyn4*	0.5	0.0	0.377	0.0

**standard and adapted CIELAB**

LAB*LAB	74.1	-27.96	10.94
LAB*LABa	74.1	-27.39	7.62
LAB*TCHa	75.0	28.44	164.46

**relative CIELAB lab\***

lab*lab	0.725	-0.481	0.134
lab*tch	0.75	0.5	0.457
lab*nch	0.0	0.5	0.457

**relative Natural Colour (NC)**

lab*lrj	0.725	-0.499	0.0
lab*tce	0.75	0.5	0.5
lab*nce	0.0	0.5	g00b

**relative Inform. Technology (IT)**

olvi3*	0.0	0.5	0.123	(1.0)
cmyn3*	1.0	0.5	0.877	(0.0)
olvi4*	0.5	1.0	0.623	0.5
cmyn4*	0.5	0.0	0.377	0.5

**standard and adapted CIELAB**

LAB*LAB	35.41	-27.22	8.34
LAB*LABa	35.41	-27.39	7.63
LAB*TCHa	25.01	28.44	164.45

**relative CIELAB lab\***

lab*lab	0.225	-0.481	0.134
lab*tch	0.25	0.5	0.457
lab*nch	0.5	0.5	0.457

**relative Natural Colour (NC)**

lab*lrj	0.225	-0.499	0.0
lab*tce	0.25	0.5	0.5
lab*nce	0.5	0.5	g00b

$n^* = 0.50$

**relative Inform. Technology (IT)**

olvi3*	0.0	1.0	0.246	(1.0)
cmyn3*	1.0	0.0	0.754	(0.0)
olvi4*	0.0	1.0	0.246	1.0
cmyn4*	1.0	0.0	0.754	0.0

**standard and adapted CIELAB**

LAB*LAB	52.8	-54.95	17.13
LAB*LABa	52.8	-54.79	15.24
LAB*TCHa	50.0	56.88	164.45

**relative CIELAB lab\***

lab*lab	0.45	-0.962	0.268
lab*tch	0.5	1.0	0.457
lab*nch	0.0	1.0	0.457

**relative Natural Colour (NC)**

lab*lrj	0.45	-0.999	0.0
lab*tce	0.5	1.0	0.5
lab*nce	0.0	1.0	g99g

$n^* = 0.00$

Schwarzheit  $n^*$

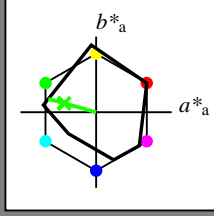
relative Buntheit  $c^*$

Ausgabe: Farbmatisches Reflexions-System MRS18

für Buntton  $h^* = lab^*h = 164/360 = 0.457$   
 $lab^*tch$  und  $lab^*nch$

D65: Buntton G  
 LCH\*Ma: 56 66 164  
 olv\*Ma: 0.1 1.0 0.0

Dreiecks-Helligkeit  $t^*$



**MRS18; adaptierte CIELAB-Daten**

	$L^*=L^*_a$	$a^*_a$	$b^*_a$	$C^*_{ab,a}$	$h^*_{ab,a}$
RMa	49.63	66.96	38.37	77.18	30
JMa	90.7	-6.36	88.75	88.98	94
GMa	52.11	-69.73	9.44	70.37	172
G50BMa	45.03	-36.57	-28.47	46.36	218
BMa	36.65	23.19	-63.05	67.18	290
B50RMa	34.94	57.17	-44.26	72.31	322
NMa	18.01	0.0	0.0	0.0	0
WMa	95.41	0.0	0.0	0.0	0
RCIE	39.92	58.66	26.98	64.56	25
JCIE	81.26	-2.17	67.76	67.79	92
GCIE	52.23	-42.26	11.75	43.87	164
BCIE	30.57	1.15	-46.84	46.87	271

%Umfang  
 $u^*_{rel} = 91$   
 %Regularität  
 $g^*_{H,rel} = 41$   
 $g^*_{C,rel} = 52$

**relative Inform. Technology (IT)**

olvi3*	1.0	1.0	1.0	(1.0)
cmyn3*	0.0	0.0	0.0	(0.0)
olvi4*	1.0	1.0	1.0	1.0
cmyn4*	0.0	0.0	0.0	0.0

**standard and adapted CIELAB**

LAB*LAB	95.41	-0.97	4.75
LAB*LABa	95.41	0.0	0.0
LAB*TCHa	99.99	0.01	-

**relative CIELAB lab\***

lab*lab	1.0	0.0	0.0
lab*tch	1.0	0.0	-
lab*nch	0.0	0.0	-

**relative Natural Colour (NC)**

lab*lrj	1.0	0.0	0.0
lab*tce	1.0	0.0	-
lab*nce	0.0	0.0	-

**relative Inform. Technology (IT)**

olvi3*	0.5	0.5	0.5	(1.0)
cmyn3*	0.5	0.5	0.5	(0.0)
olvi4*	1.0	1.0	1.0	0.5
cmyn4*	0.0	0.0	0.0	0.5

**standard and adapted CIELAB**

LAB*LAB	56.71	-0.23	2.14
LAB*LABa	56.71	0.0	0.0
LAB*TCHa	50.0	0.01	-

**relative CIELAB lab\***

lab*lab	0.5	0.0	0.0
lab*tch	0.5	0.0	-
lab*nch	0.5	0.0	-

**relative Natural Colour (NC)**

lab*lrj	0.5	0.0	0.0
lab*tce	0.5	0.0	-
lab*nce	0.5	0.0	-

**relative Inform. Technology (IT)**

olvi3*	0.551	1.0	0.5	(1.0)
cmyn3*	0.449	0.0	0.5	(0.0)
olvi4*	0.551	1.0	0.5	1.0
cmyn4*	0.449	0.0	0.5	0.0

**standard and adapted CIELAB**

LAB*LAB	75.74	-32.2	12.22
LAB*LABa	75.74	-31.6	8.79
LAB*TCHa	75.0	32.81	164.46

**relative CIELAB lab\***

lab*lab	0.746	-0.481	0.134
lab*tch	0.75	0.5	0.457
lab*nch	0.0	0.5	0.457

**relative Natural Colour (NC)**

lab*lrj	0.746	-0.499	0.0
lab*tce	0.75	0.5	0.5
lab*nce	0.0	0.5	g99g

**relative Inform. Technology (IT)**

olvi3*	0.051	0.5	0.0	(1.0)
cmyn3*	0.949	0.5	1.0	(0.0)
olvi4*	0.551	1.0	0.5	0.5
cmyn4*	0.449	0.0	0.5	0.5

**standard and adapted CIELAB**

LAB*LAB	37.04	-31.47	9.6
LAB*LABa	37.04	-31.6	8.78
LAB*TCHa	25.01	32.81	164.47

**relative CIELAB lab\***

lab*lab	0.246	-0.481	0.134
lab*tch	0.25	0.5	0.457
lab*nch	0.5	0.5	0.457

**relative Natural Colour (NC)**

lab*lrj	0.246	-0.499	0.0
lab*tce	0.25	0.5	0.5
lab*nce	0.5	0.5	g00b

$n^* = 0.00$

Schwarzheit  $n^*$

relative Buntheit  $c^*$

$n^* = 1.0$

3 stufige Reihen für konstanten CIELAB Bunnton 164/360 = 0.457 (rechts)

BAM-Prüfvorlage TG10; Farbmatrik-Systeme ORS18 & MRS18input: olv\* setrgbcolor

D65: 2 Koordinatendaten; 3 stufige Farbreihen für 10 Bunttöne output: no change compared to input

Siehe ähnliche Dateien: <http://www.ps.bam.de/TG10/>  
 Technische Information: <http://www.ps.bam.de> Version 2.1, io=1,1

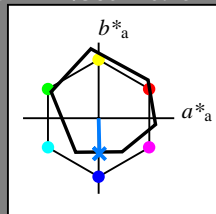
BAM-Registrierung: 20060101-TG10/10L/L10G08NP.PS/.PDF BAM-Material: Code=rh4ta  
 Anwendung für Beurteilung und Messung von Drucker- oder Monitorssystemen  
 /TG10/ Form 9/10, Serie: 1/1, Seite: 9  
 Seitenlung 9

Eingabe: Farbmatisches Reflexions-System ORS18

für Buntton  $h^* = lab^*h = 271/360 = 0.754$   
 $lab^*tch$  und  $lab^*nch$

D65: Buntton B  
 LCH\*Ma: 42 45 271  
 olv\*Ma: 0.0 0.49 1.0

Dreiecks-Helligkeit  $t^*$



ORS18; adaptierte CIELAB-Daten

	L*	a*	b*	C* <sub>ab,a</sub>	h* <sub>ab,a</sub>
OMa	47.94	65.37	50.52	82.62	38
YMa	90.37	-10.27	91.77	92.34	96
LMa	50.9	-62.79	34.95	71.87	151
CMa	58.62	-30.35	-45.01	54.3	236
VMa	25.71	31.11	-44.42	54.24	305
MMa	48.13	75.27	-8.35	75.73	354
NMa	18.01	0.0	0.0	0.0	0
WMa	95.41	0.0	0.0	0.0	0
RCIE	39.92	58.66	26.98	64.56	25
JCIE	81.26	-2.17	67.76	67.79	92
GCIE	52.23	-42.26	11.75	43.87	164
BCIE	30.57	1.15	-46.84	46.87	271

%Umfang

$u^*_{rel} = 93$

%Regularität

$g^*_{H,rel} = 57$

$g^*_{C,rel} = 59$

relative Inform. Technology (IT)

olvi3*	1.0	1.0	1.0	(1.0)
cmyn3*	0.0	0.0	0.0	(0.0)
olvi4*	1.0	1.0	1.0	1.0
cmyn4*	0.0	0.0	0.0	0.0

standard and adapted CIELAB

LAB*LAB	95.41	-0.97	4.75
LAB*LABa	95.41	0.0	0.0
LAB*TCHa	99.99	0.01	-

relative CIELAB lab\*

lab*lab	1.0	0.0	0.0
lab*tch	1.0	0.0	-
lab*nch	0.0	0.0	-

relative Natural Colour (NC)

lab*lrj	1.0	0.0	0.0
lab*tce	1.0	0.0	-
lab*nce	0.0	0.0	-

relative Inform. Technology (IT)

olvi3*	0.5	0.744	1.0	(1.0)
cmyn3*	0.5	0.256	0.0	(0.0)
olvi4*	0.5	0.744	1.0	1.0
cmyn4*	0.5	0.256	0.0	0.0

standard and adapted CIELAB

LAB*LAB	68.59	0.08	-19.4
LAB*LABa	68.59	0.54	-22.35
LAB*TCHa	75.0	22.36	271.4

relative CIELAB lab\*

lab*lab	0.654	0.012	-0.499
lab*tch	0.75	0.5	0.754
lab*nch	0.0	0.5	0.754

relative Natural Colour (NC)

lab*lrj	0.654	0.0	-0.499
lab*tce	0.75	0.5	0.75
lab*nce	0.0	0.5	g99b

relative Inform. Technology (IT)

olvi3*	0.0	0.244	0.5	(1.0)
cmyn3*	1.0	0.756	0.5	(0.0)
olvi4*	0.5	0.744	1.0	0.5
cmyn4*	0.5	0.256	0.0	0.5

standard and adapted CIELAB

LAB*LAB	29.9	0.83	-22.01
LAB*LABa	29.9	0.55	-22.35
LAB*TCHa	25.01	22.36	271.41

relative CIELAB lab\*

lab*lab	0.154	0.012	-0.499
lab*tch	0.25	0.5	0.754
lab*nch	0.5	0.5	0.754

relative Natural Colour (NC)

lab*lrj	0.154	0.0	-0.499
lab*tce	0.25	0.5	0.75
lab*nce	0.5	0.5	b00r

relative Inform. Technology (IT)

olvi3*	0.0	0.0	0.0	(1.0)
cmyn3*	1.0	1.0	1.0	(0.0)
olvi4*	1.0	1.0	1.0	0.0
cmyn4*	0.0	0.0	0.0	1.0

standard and adapted CIELAB


LAB*LAB	18.02	0.5	-0.46
LAB*LABa	18.02	0.0	0.0
LAB*TCHa	8.01	0.01	-

relative CIELAB lab\*

lab*lab	0.0	0.0	0.0
lab*tch	0.0	0.0	-
lab*nch	1.0	0.0	-

relative Natural Colour (NC)

lab*lrj	0.0	0.0	0.0
lab*tce	0.0	0.0	-
lab*nce	1.0	0.0	-



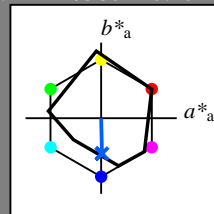
$n^* = 1.0$

Ausgabe: Farbmatisches Reflexions-System MRS18

für Buntton  $h^* = lab^*h = 271/360 = 0.754$   
 $lab^*tch$  und  $lab^*nch$

D65: Buntton B  
 LCH\*Ma: 40 50 271  
 olv\*Ma: 0.0 0.37 1.0

Dreiecks-Helligkeit  $t^*$



relative Inform. Technology (IT)

olvi3*	1.0	1.0	1.0	(1.0)
cmyn3*	0.0	0.0	0.0	(0.0)
olvi4*	1.0	1.0	1.0	1.0
cmyn4*	0.0	0.0	0.0	0.0

standard and adapted CIELAB

LAB*LAB	95.41	-0.97	4.75
LAB*LABa	95.41	0.0	0.0
LAB*TCHa	99.99	0.01	-

relative CIELAB lab\*

lab*lab	1.0	0.0	0.0
lab*tch	1.0	0.0	-
lab*nch	0.0	0.0	-

relative Natural Colour (NC)

lab*lrj	1.0	0.0	0.0
lab*tce	1.0	0.0	-
lab*nce	0.0	0.0	-

%Umfang

$u^*_{rel} = 91$

%Regularität

$g^*_{H,rel} = 41$

$g^*_{C,rel} = 52$

relative Inform. Technology (IT)

olvi3*	0.5	0.684	1.0	(1.0)
cmyn3*	0.5	0.316	0.0	(0.0)
olvi4*	0.5	0.684	1.0	1.0
cmyn4*	0.5	0.316	0.0	0.0

standard and adapted CIELAB

LAB*LAB	67.57	0.17	-22.28
LAB*LABa	67.57	0.61	-25.16
LAB*TCHa	75.0	25.18	271.4

relative CIELAB lab\*

lab*lab	0.64	0.012	-0.499
lab*tch	0.75	0.5	0.754
lab*nch	0.0	0.5	0.754

relative Natural Colour (NC)

lab*lrj	0.64	0.0	-0.499
lab*tce	0.75	0.5	0.75
lab*nce	0.0	0.5	g99b

relative Inform. Technology (IT)

olvi3*	0.5	0.5	0.5	(1.0)
cmyn3*	0.5	0.5	0.5	(0.0)
olvi4*	1.0	1.0	1.0	0.5
cmyn4*	0.0	0.0	0.0	0.5

standard and adapted CIELAB

LAB*LAB	56.71	-0.23	2.14
LAB*LABa	56.71	0.0	0.0
LAB*TCHa	50.0	0.01	-

relative CIELAB lab\*

lab*lab	0.5	0.0	0.0
lab*tch	0.5	0.0	-
lab*nch	0.5	0.0	-

relative Natural Colour (NC)

lab*lrj	0.5	0.0	0.0
lab*tce	0.5	0.0	-
lab*nce	0.5	0.0	-

relative Inform. Technology (IT)

olvi3*	0.0	0.488	1.0	(1.0)
cmyn3*	1.0	0.512	0.0	(0.0)
olvi4*	0.0	0.488	1.0	1.0
cmyn4*	1.0	0.512	0.0	0.0

standard and adapted CIELAB

LAB*LAB	41.79	1.14	-43.56
LAB*LABa	41.79	1.1	-44.7
LAB*TCHa	50.0	44.73	271.4

relative CIELAB lab\*

lab*lab	0.307	0.024	-0.998
lab*tch	0.5	1.0	0.754
lab*nch	0.0	1.0	0.754

relative Natural Colour (NC)

lab*lrj	0.307	0.0	-0.999
lab*tce	0.5	1.0	0.75
lab*nce	0.0	1.0	b00r

relative Inform. Technology (IT)

olvi3*	0.5	0.5	0.5	(1.0)
cmyn3*	0.5	0.5	0.5	(0.0)
olvi4*	1.0	1.0	1.0	0.5
cmyn4*	0.0	0.0	0.0	0.5

standard and adapted CIELAB

LAB*LAB	18.02	0.5	-0.46
LAB*LABa	18.02	0.0	0.0
LAB*TCHa	8.01	0.01	-

relative CIELAB lab\*

lab*lab	0.0	0.0	0.0
lab*tch	0.0	0.0	-
lab*nch	1.0	0.0	-

relative Natural Colour (NC)

lab*lrj	0.0	0.0	0.0
lab*tce	0.0	0.0	-
lab*nce	1.0	0.0	-

relative Inform. Technology (IT)

olvi3*	0.0	0.184	0.5	(1.0)
cmyn3*	1.0	0.816	0.5	(0.0)
olvi4*	0.5	0.684	1.0	0.5
cmyn4*	0.5	0.316	0.0	0.5

standard and adapted CIELAB

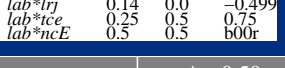
LAB*LAB	28.87	0.92	-24.9
LAB*LABa	28.87	0.62	-25.16
LAB*TCHa	25.01	25.18	271.41

relative CIELAB lab\*

lab*lab	0.14	0.012	-0.499
lab*tch	0.25	0.5	0.754
lab*nch	0.5	0.5	0.754

relative Natural Colour (NC)

lab*lrj	0.14	0.0	-0.499
lab*tce	0.25	0.5	0.75
lab*nce	0.5	0.5	b00r



$n^* = 1.0$

Siehe ähnliche Dateien: <http://www.ps.bam.de/TG10/>  
 Technische Information: <http://www.ps.bam.de> Version 2.1, io=1,1

BAM-Registrierung: 20060101-TG10/10L/L10G09NP.PS/.PDF BAM-Material: Code=rh4ta  
 Anwendung für Beurteilung und Messung von Drucker- oder Monitorssystemen  
 /TG10/ Form: 10/10/Seite: 1/1, Seite: 10  
 Seite: 10