

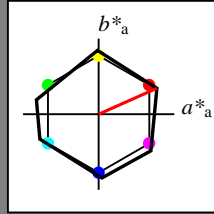
Eingabe: Farbmétrisches Reflexions-System NRS11

für Buntton $h^* = lab^*h = 24/360 = 0.067$

lab^*tch und lab^*nch

D65: Buntton R
LCH*Ma: 53 84 24
olv*Ma: 1.0 0.0 0.0

Dreiecks-Helligkeit t^*



NRS11; adaptierte CIELAB-Daten

	$L^*=L^*_a$	a^*_a	b^*_a	$C^*_{ab,a}$	$h^*_{ab,a}$
RMa	53.2	77.06	34.32	84.36	24
JMa	53.2	-1.51	84.38	84.39	91
GMa	53.2	-82.27	18.98	84.44	167
G50BMa	53.2	-77.72	-32.98	84.44	203
BMa	53.2	4.37	-84.28	84.41	273
B50RMa	53.2	69.09	-48.41	84.37	325
NMa	10.99	0.0	0.0	0.0	0
WMa	95.41	0.0	0.0	0.0	0
RCIE	39.92	58.69	27.98	65.01	25
JCIE	81.26	-2.9	71.56	71.62	92
GCIE	52.23	-42.45	13.59	44.59	162
BCIE	30.57	1.35	-46.48	46.51	272

%Umfang
 $u^*_{rel} = 119$
%Regularität
 $g^*_{H,rel} = 47$
 $g^*_{C,rel} = 100$

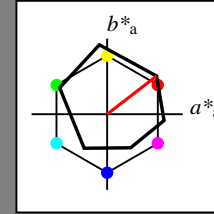
Ausgabe: Farbmétrisches Reflexions-System ORS18

für Buntton $h^* = lab^*h = 38/360 = 0.105$

lab^*tch und lab^*nch

D65: Buntton O
LCH*Ma: 48 83 38
olv*Ma: 1.0 0.0 0.0

Dreiecks-Helligkeit t^*



ORS18; adaptierte CIELAB-Daten

	$L^*=L^*_a$	a^*_a	b^*_a	$C^*_{ab,a}$	$h^*_{ab,a}$
OMa	47.94	65.37	50.52	82.62	38
YMa	90.37	-10.27	91.77	92.34	96
LMa	50.9	-62.79	34.95	71.87	151
CMa	58.62	-30.35	-45.01	54.3	236
VMa	25.71	31.11	-44.42	54.24	305
MMa	48.13	75.27	-8.35	75.73	354
NMa	18.01	0.0	0.0	0.0	0
WMa	95.41	0.0	0.0	0.0	0
RCIE	39.92	58.66	26.98	64.56	25
JCIE	81.26	-2.17	67.76	67.79	92
GCIE	52.23	-42.26	11.75	43.87	164
BCIE	30.57	1.15	-46.84	46.87	271

%Umfang
 $u^*_{rel} = 93$
%Regularität
 $g^*_{H,rel} = 57$
 $g^*_{C,rel} = 59$

relative Inform. Technology (IT)
 $olvi3^* = 1.0 \ 1.0 \ 1.0 \ (1.0)$
 $cmyn3^* = 0.0 \ 0.0 \ 0.0 \ (0.0)$
 $olvi4^* = 1.0 \ 1.0 \ 1.0 \ 1.0$
 $cmyn4^* = 0.0 \ 0.0 \ 0.0 \ 0.0$

standard and adapted CIELAB
 $LAB^*LAB = 95.41 \ -0.97 \ 4.75$
 $LAB^*LABa = 95.41 \ 0.0 \ 0.0$
 $LAB^*TCHa = 99.99 \ 0.01 \ -$

relative CIELAB lab*
 $lab^*lab = 1.0 \ 0.0 \ 0.0$
 $lab^*tch = 1.0 \ 0.0 \ -$
 $lab^*nch = 0.0 \ 0.0 \ -$

relative Natural Colour (NC)
 $lab^*lrj = 1.0 \ 0.0 \ 0.0$
 $lab^*tce = 1.0 \ 0.0 \ -$
 $lab^*nce = 0.0 \ 0.0 \ -$

relative Inform. Technology (IT)
 $olvi3^* = 0.5 \ 0.5 \ 0.5 \ (1.0)$
 $cmyn3^* = 0.5 \ 0.5 \ 0.5 \ (0.0)$
 $olvi4^* = 1.0 \ 1.0 \ 1.0 \ 0.5$
 $cmyn4^* = 0.0 \ 0.0 \ 0.0 \ 0.5$

standard and adapted CIELAB
 $LAB^*LAB = 56.71 \ -0.23 \ 2.14$
 $LAB^*LABa = 56.71 \ 0.0 \ 0.0$
 $LAB^*TCHa = 50.0 \ 0.01 \ -$

relative CIELAB lab*
 $lab^*lab = 0.5 \ 0.0 \ 0.0$
 $lab^*tch = 0.5 \ 0.0 \ -$
 $lab^*nch = 0.5 \ 0.0 \ -$

relative Natural Colour (NC)
 $lab^*lrj = 0.5 \ 0.0 \ 0.0$
 $lab^*tce = 0.5 \ 0.0 \ -$
 $lab^*nce = 0.5 \ 0.0 \ -$

relative Inform. Technology (IT)
 $olvi3^* = 0.0 \ 0.0 \ 0.0 \ (1.0)$
 $cmyn3^* = 1.0 \ 1.0 \ 1.0 \ (0.0)$
 $olvi4^* = 1.0 \ 1.0 \ 1.0 \ 0.0$
 $cmyn4^* = 0.0 \ 0.0 \ 0.0 \ 1.0$

standard and adapted CIELAB
 $LAB^*LAB = 18.02 \ 0.5 \ -0.46$
 $LAB^*LABa = 18.02 \ 0.0 \ 0.0$
 $LAB^*TCHa = 0.01 \ 0.01 \ -$

relative CIELAB lab*
 $lab^*lab = 0.0 \ 0.0 \ 0.0$
 $lab^*tch = 0.0 \ 0.0 \ -$
 $lab^*nch = 1.0 \ 0.0 \ -$

relative Natural Colour (NC)
 $lab^*lrj = 0.0 \ 0.0 \ 0.0$
 $lab^*tce = 0.0 \ 0.0 \ -$
 $lab^*nce = 1.0 \ 0.0 \ -$

relative Inform. Technology (IT)
 $olvi3^* = 1.0 \ 0.5 \ 0.5 \ (1.0)$
 $cmyn3^* = 0.0 \ 0.5 \ 0.5 \ (0.0)$
 $olvi4^* = 1.0 \ 0.5 \ 0.5 \ 1.0$
 $cmyn4^* = 0.0 \ 0.5 \ 0.5 \ 0.0$

standard and adapted CIELAB
 $LAB^*LAB = 71.67 \ 32.15 \ 28.41$
 $LAB^*LABa = 71.67 \ 32.68 \ 25.25$
 $LAB^*TCHa = 75.0 \ 41.3 \ 37.7$

relative CIELAB lab*
 $lab^*lab = 0.693 \ 0.396 \ 0.306$
 $lab^*tch = 0.75 \ 0.5 \ 0.105$
 $lab^*nch = 0.0 \ 0.5 \ 0.105$

relative Natural Colour (NC)
 $lab^*lrj = 0.693 \ 0.477 \ 0.15$
 $lab^*tce = 0.75 \ 0.5 \ 0.048$
 $lab^*nce = 0.0 \ 0.5 \ r19j$

relative Inform. Technology (IT)
 $olvi3^* = 0.5 \ 0.0 \ 0.0 \ (1.0)$
 $cmyn3^* = 0.5 \ 1.0 \ 1.0 \ (0.0)$
 $olvi4^* = 1.0 \ 0.5 \ 0.5 \ 0.5$
 $cmyn4^* = 0.0 \ 0.5 \ 0.5 \ 0.5$

standard and adapted CIELAB
 $LAB^*LAB = 32.98 \ 32.9 \ 25.8$
 $LAB^*LABa = 32.98 \ 32.68 \ 25.25$
 $LAB^*TCHa = 25.01 \ 41.3 \ 37.7$

relative CIELAB lab*
 $lab^*lab = 0.193 \ 0.396 \ 0.306$
 $lab^*tch = 0.25 \ 0.5 \ 0.105$
 $lab^*nch = 0.5 \ 0.5 \ 0.105$

relative Natural Colour (NC)
 $lab^*lrj = 0.193 \ 0.477 \ 0.15$
 $lab^*tce = 0.25 \ 0.5 \ 0.048$
 $lab^*nce = 0.5 \ 0.5 \ r19j$

relative Inform. Technology (IT)
 $olvi3^* = 1.0 \ 0.0 \ 0.0 \ (1.0)$
 $cmyn3^* = 0.0 \ 1.0 \ 1.0 \ (0.0)$
 $olvi4^* = 1.0 \ 0.0 \ 0.0 \ 1.0$
 $cmyn4^* = 0.0 \ 1.0 \ 1.0 \ 0.0$

standard and adapted CIELAB
 $LAB^*LAB = 47.95 \ 65.29 \ 52.06$
 $LAB^*LABa = 47.95 \ 65.36 \ 50.51$
 $LAB^*TCHa = 50.0 \ 82.6 \ 37.7$

relative CIELAB lab*
 $lab^*lab = 0.387 \ 0.791 \ 0.611$
 $lab^*tch = 0.5 \ 1.0 \ 0.105$
 $lab^*nch = 0.0 \ 1.0 \ 0.105$

relative Natural Colour (NC)
 $lab^*lrj = 0.387 \ 0.954 \ 0.299$
 $lab^*tce = 0.5 \ 1.0 \ 0.048$
 $lab^*nce = 0.0 \ 1.0 \ r19j$

Siehe ähnliche Dateien: <http://www.ps.bam.de/TG07/>
Technische Information: <http://www.ps.bam.de/Version 2.1, io=1,1?>

BAM-Registrierung: 20060101-TG07/10S/S07G00SP.PS/.PDF BAM-Material: Code=rh4ta
Anwendung für Beurteilung und Messung von Drucker- oder Monitorssystemen
/TG07/ Form 1/10, Serie: 1/1, Seite: 1
Seitendruck 1

TG070-7, 3 stufige Reihen für konstanten CIELAB Buntton 24/360 = 0.067 (links)

3 stufige Reihen für konstanten CIELAB Buntton 38/360 = 0.105 (rechts)

BAM-Prüfvorlage TG07; Farbmétrik-Systeme ORS18 & ORS18 input: $olv^* \ setrgbcolor$
D65: 3stufige Farbreihen und Koordinaten-Daten für 10 Bunttöneoutput: *Startup (S) data dependend*

Eingabe: Farbmétrisches Reflexions-System NRS11

für Buntton $h^* = lab^*h = 91/360 = 0.253$

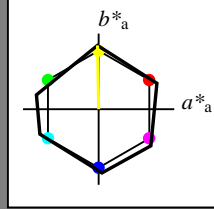
lab^*tch und lab^*nch

D65: Buntton J

LCH*Ma: 53 84 91

olv*Ma: 1.0 1.0 0.0

Dreiecks-Helligkeit t^*



NRS11; adaptierte CIELAB-Daten

	$L^*=L^*_a$	a^*_a	b^*_a	$C^*_{ab,a}$	$h^*_{ab,a}$
RMa	53.2	77.06	34.32	84.36	24
JMa	53.2	-1.51	84.38	84.39	91
GMa	53.2	-82.27	18.98	84.44	167
G50BMa	53.2	-77.72	-32.98	84.44	203
BMa	53.2	4.37	-84.28	84.41	273
B50RMa	53.2	69.09	-48.41	84.37	325
NMa	10.99	0.0	0.0	0.0	0
WMa	95.41	0.0	0.0	0.0	0
RCIE	39.92	58.69	27.98	65.01	25
JCIE	81.26	-2.9	71.56	71.62	92
GCIE	52.23	-42.45	13.59	44.59	162
BCIE	30.57	1.35	-46.48	46.51	272

%Umfang

$u^*_{rel} = 119$

%Regularität

$g^*_{H,rel} = 47$

$g^*_{C,rel} = 100$

Ausgabe: Farbmétrisches Reflexions-System ORS18

für Buntton $h^* = lab^*h = 96/360 = 0.268$

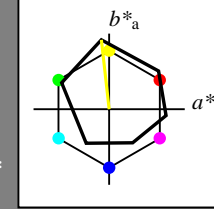
lab^*tch und lab^*nch

D65: Buntton Y

LCH*Ma: 90 92 96

olv*Ma: 1.0 1.0 0.0

Dreiecks-Helligkeit t^*



%Umfang

$u^*_{rel} = 93$

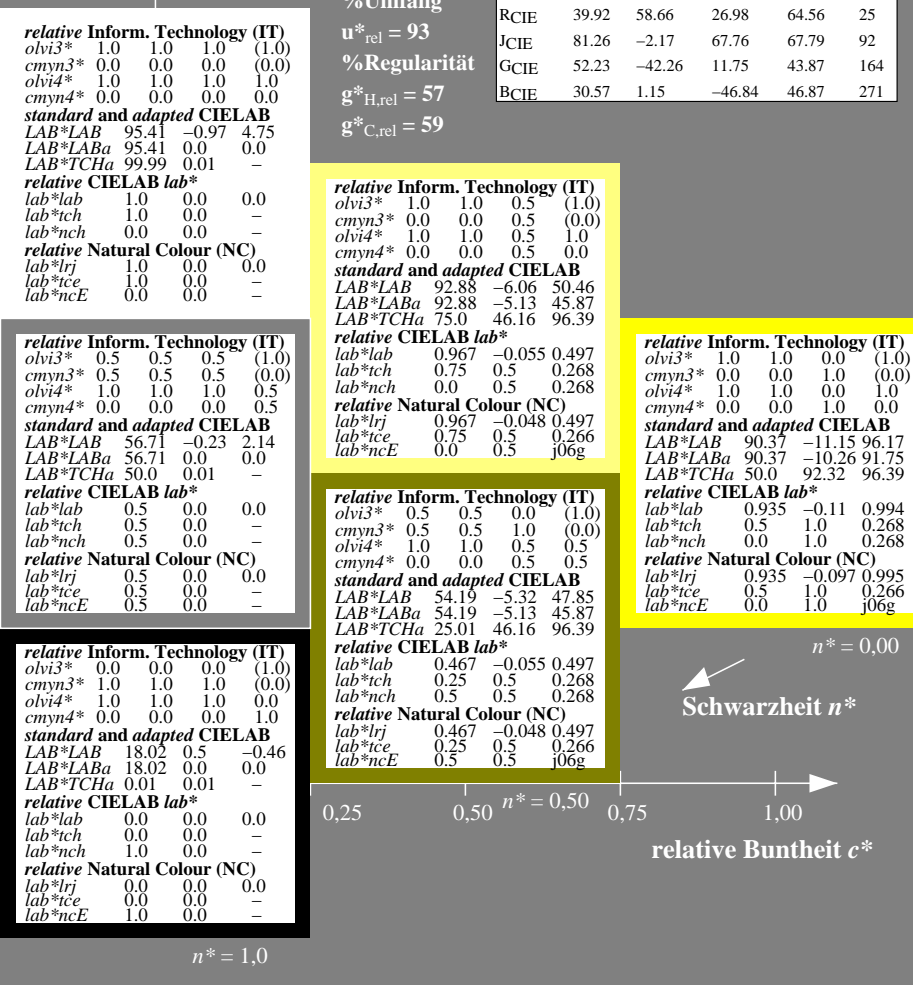
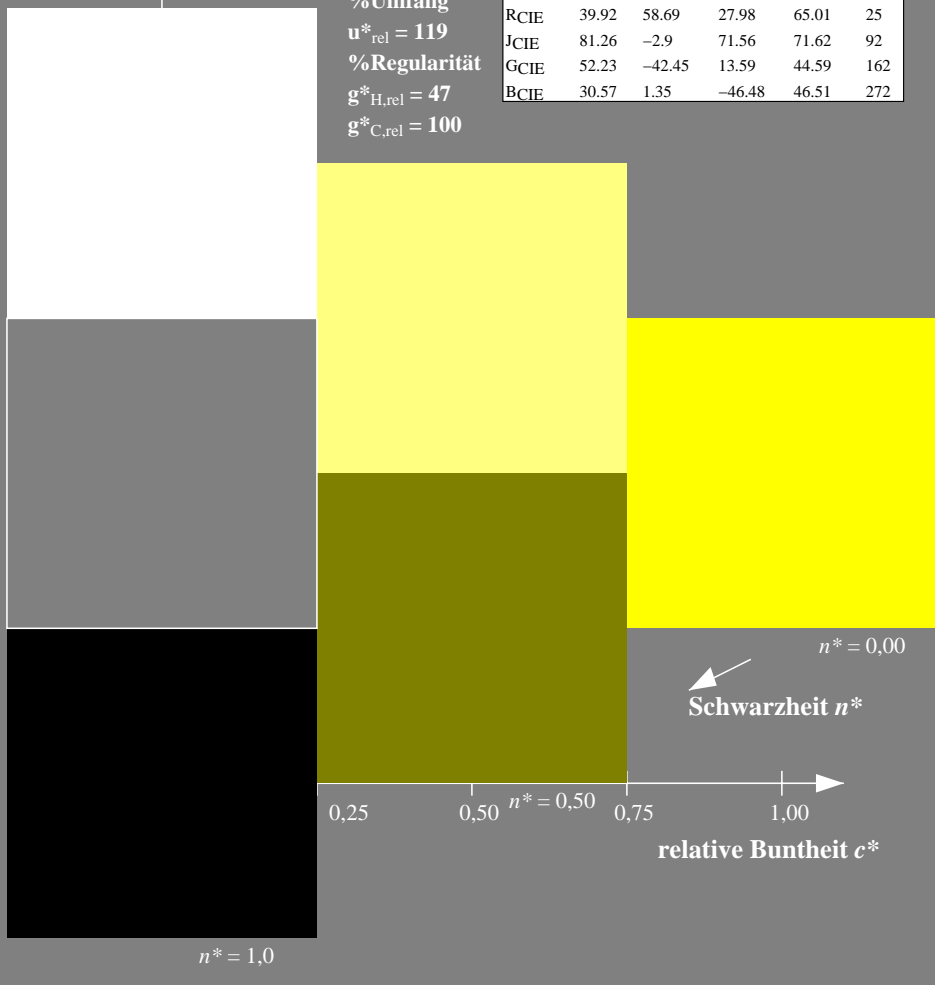
%Regularität

$g^*_{H,rel} = 57$

$g^*_{C,rel} = 59$

ORS18; adaptierte CIELAB-Daten

	$L^*=L^*_a$	a^*_a	b^*_a	$C^*_{ab,a}$	$h^*_{ab,a}$
OMa	47.94	65.37	50.52	82.62	38
YMa	90.37	-10.27	91.77	92.34	96
LMa	50.9	-62.79	34.95	71.87	151
CMa	58.62	-30.35	-45.01	54.3	236
VMa	25.71	31.11	-44.42	54.24	305
MMa	48.13	75.27	-8.35	75.73	354
NMa	18.01	0.0	0.0	0.0	0
WMa	95.41	0.0	0.0	0.0	0
RCIE	39.92	58.66	26.98	64.56	25
JCIE	81.26	-2.17	67.76	67.79	92
GCIE	52.23	-42.26	11.75	43.87	164
BCIE	30.57	1.15	-46.84	46.87	271



relative Inform. Technology (IT)

olvi3*	1.0	1.0	1.0	(1.0)
cmyn3*	0.0	0.0	0.0	(0.0)
olvi4*	1.0	1.0	1.0	1.0
cmyn4*	0.0	0.0	0.0	0.0

standard and adapted CIELAB

LAB*LAB	95.41	-0.97	4.75
LAB*LABa	95.41	0.0	0.0
LAB*TCHa	99.99	0.01	-

relative CIELAB lab*

lab*lab	1.0	0.0	0.0
lab*tch	1.0	0.0	-
lab*nch	0.0	0.0	-

relative Natural Colour (NC)

lab*lrj	1.0	0.0	0.0
lab*tce	1.0	0.0	-
lab*nce	0.0	0.0	-

relative Inform. Technology (IT)

olvi3*	1.0	1.0	0.5	(1.0)
cmyn3*	0.0	0.0	0.5	(0.0)
olvi4*	1.0	1.0	0.5	1.0
cmyn4*	0.0	0.0	0.5	0.0

standard and adapted CIELAB

LAB*LAB	92.88	-6.06	50.46
LAB*LABa	92.88	-5.13	45.87
LAB*TCHa	75.0	46.16	96.39

relative CIELAB lab*

lab*lab	0.967	-0.055	0.497
lab*tch	0.75	0.5	0.268
lab*nch	0.0	0.5	0.268

relative Natural Colour (NC)

lab*lrj	0.967	-0.048	0.497
lab*tce	0.75	0.5	0.266
lab*nce	0.0	0.5	j06g

relative Inform. Technology (IT)

olvi3*	1.0	1.0	0.0	(1.0)
cmyn3*	0.0	0.0	0.0	(0.0)
olvi4*	1.0	1.0	0.0	1.0
cmyn4*	0.0	0.0	0.0	0.0

standard and adapted CIELAB

LAB*LAB	90.37	-11.15	96.17
LAB*LABa	90.37	-10.26	91.75
LAB*TCHa	50.0	92.32	96.39

relative CIELAB lab*

lab*lab	0.935	-0.11	0.994
lab*tch	0.5	1.0	0.268
lab*nch	0.0	1.0	0.268

relative Natural Colour (NC)

lab*lrj	0.935	-0.097	0.995
lab*tce	0.5	1.0	0.266
lab*nce	0.0	1.0	j06g

relative Inform. Technology (IT)

olvi3*	0.0	0.0	0.0	(1.0)
cmyn3*	1.0	1.0	1.0	(0.0)
olvi4*	1.0	1.0	1.0	0.0
cmyn4*	0.0	0.0	0.0	1.0

standard and adapted CIELAB

LAB*LAB	18.02	0.5	-0.46
LAB*LABa	18.02	0.0	0.0
LAB*TCHa	0.01	0.01	-

relative CIELAB lab*

lab*lab	0.0	0.0	0.0
lab*tch	0.0	0.0	-
lab*nch	1.0	0.0	-

relative Natural Colour (NC)

lab*lrj	0.0	0.0	0.0
lab*tce	0.0	0.0	-
lab*nce	1.0	0.0	-

relative Inform. Technology (IT)

olvi3*	0.5	0.5	0.0	(1.0)
cmyn3*	0.5	0.5	1.0	(0.0)
olvi4*	1.0	1.0	0.5	0.5
cmyn4*	0.0	0.0	0.5	0.5

standard and adapted CIELAB

LAB*LAB	54.19	-5.32	47.85
LAB*LABa	54.19	-5.13	45.87
LAB*TCHa	25.01	46.16	96.39

relative CIELAB lab*

lab*lab	0.467	-0.055	0.497
lab*tch	0.25	0.5	0.268
lab*nch	0.5	0.5	0.268

relative Natural Colour (NC)

lab*lrj	0.467	-0.048	0.497
lab*tce	0.25	0.5	0.266
lab*nce	0.5	0.5	j06g

relative Inform. Technology (IT)

olvi3*	1.0	1.0	0.0	(1.0)
cmyn3*	0.0	0.0	0.0	(0.0)
olvi4*	1.0	1.0	0.0	1.0
cmyn4*	0.0	0.0	0.0	0.0

standard and adapted CIELAB

LAB*LAB	90.37	-11.15	96.17
LAB*LABa	90.37	-10.26	91.75
LAB*TCHa	50.0	92.32	96.39

relative CIELAB lab*

lab*lab	0.935	-0.11	0.994
lab*tch	0.5	1.0	0.268
lab*nch	0.0	1.0	0.268

relative Natural Colour (NC)

lab*lrj	0.935	-0.097	0.995
lab*tce	0.5	1.0	0.266
lab*nce	0.0	1.0	j06g

Siehe ähnliche Dateien: <http://www.ps.bam.de/TG07/>
Technische Information: <http://www.ps.bam.de> Version 2.1, io=1,1?

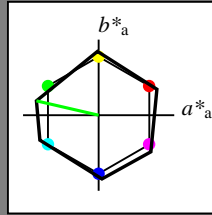
BAM-Registrierung: 20060101-TG07/10S/S07G01SP.PS/.PDF BAM-Material: Code=rh4ta
Anwendung für Beurteilung und Messung von Drucker- oder Monitorsystemen
/TG07/ Form: 2/10, Serie: 1/1, Seite: 2
Seite: 1/1

Eingabe: Farbmétrisches Reflexions-System NRS11

für Buntton $h^* = lab^*h = 167/360 = 0.464$
 lab^*tch und lab^*nch

D65: Buntton G
 LCH*Ma: 53 84 167
 olv*Ma: 0.0 1.0 0.0

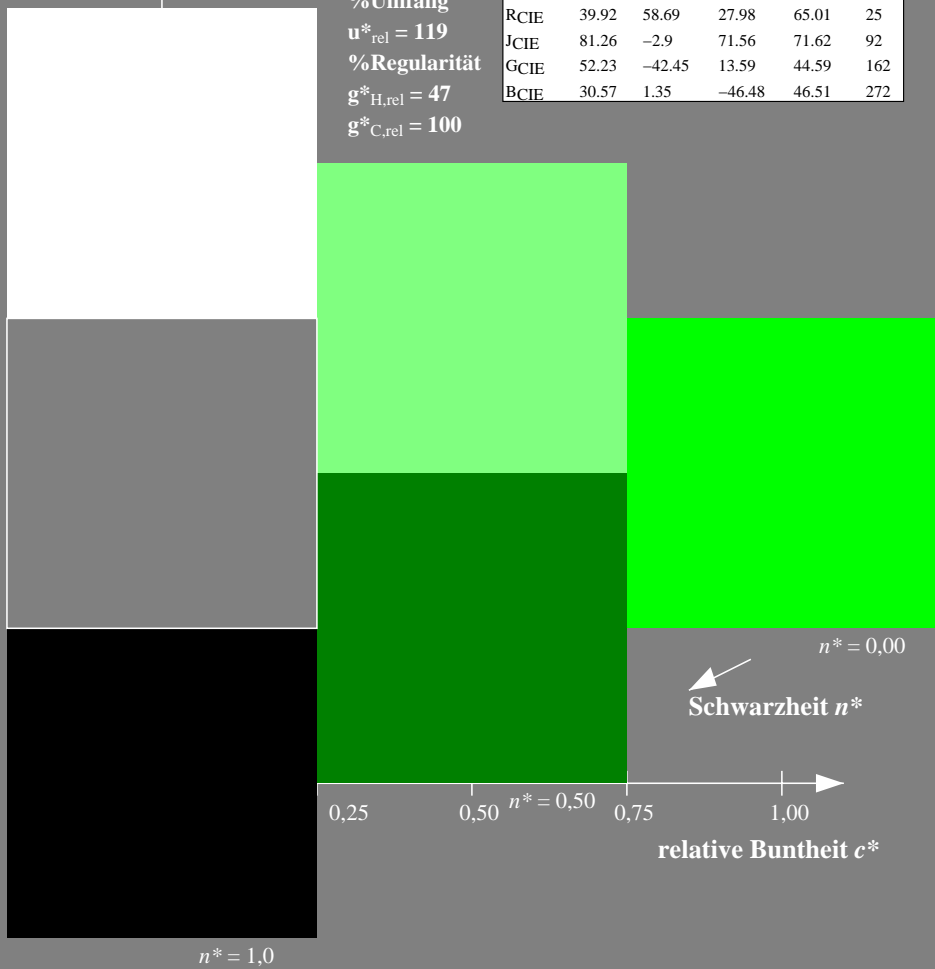
Dreiecks-Helligkeit t^*



NRS11; adaptierte CIELAB-Daten

	$L^*=L^*_a$	a^*_a	b^*_a	$C^*_{ab,a}$	$h^*_{ab,a}$
RMa	53.2	77.06	34.32	84.36	24
JMa	53.2	-1.51	84.38	84.39	91
GMa	53.2	-82.27	18.98	84.44	167
G50BMa	53.2	-77.72	-32.98	84.44	203
BMa	53.2	4.37	-84.28	84.41	273
B50RMa	53.2	69.09	-48.41	84.37	325
NMa	10.99	0.0	0.0	0.0	0
WMa	95.41	0.0	0.0	0.0	0
RCIE	39.92	58.69	27.98	65.01	25
JCIE	81.26	-2.9	71.56	71.62	92
GCIE	52.23	-42.45	13.59	44.59	162
BCIE	30.57	1.35	-46.48	46.51	272

%Umfang
 $u^*_{rel} = 119$
 %Regularität
 $g^*_{H,rel} = 47$
 $g^*_{C,rel} = 100$

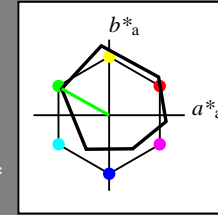


Ausgabe: Farbmétrisches Reflexions-System ORS18

für Buntton $h^* = lab^*h = 151/360 = 0.419$
 lab^*tch und lab^*nch

D65: Buntton L
 LCH*Ma: 51 72 151
 olv*Ma: 0.0 1.0 0.0

Dreiecks-Helligkeit t^*



relative Inform. Technology (IT)

olvi3*	1.0	1.0	1.0	(1.0)
cmyn3*	0.0	0.0	0.0	(0.0)
olvi4*	1.0	1.0	1.0	1.0
cmyn4*	0.0	0.0	0.0	0.0

standard and adapted CIELAB

LAB*LAB	95.41	-0.97	4.75
LAB*LABa	95.41	0.0	0.0
LAB*TCHa	99.99	0.01	-

relative CIELAB lab*

lab*lab	1.0	0.0	0.0
lab*tch	1.0	0.0	-
lab*nch	0.0	0.0	-

relative Natural Colour (NC)

lab*lrj	1.0	0.0	0.0
lab*tce	1.0	0.0	-
lab*nce	0.0	0.0	-

%Umfang
 $u^*_{rel} = 93$
 %Regularität
 $g^*_{H,rel} = 57$
 $g^*_{C,rel} = 59$

relative Inform. Technology (IT)

olvi3*	0.5	0.5	0.5	(1.0)
cmyn3*	0.5	0.5	0.5	(0.0)
olvi4*	1.0	1.0	1.0	0.5
cmyn4*	0.0	0.0	0.0	0.5

standard and adapted CIELAB

LAB*LAB	56.71	-0.23	2.14
LAB*LABa	56.71	0.0	0.0
LAB*TCHa	50.0	0.01	-

relative CIELAB lab*

lab*lab	0.5	0.0	0.0
lab*tch	0.5	0.0	-
lab*nch	0.5	0.0	-

relative Natural Colour (NC)

lab*lrj	0.5	0.0	0.0
lab*tce	0.5	0.0	-
lab*nce	0.5	0.0	-

relative Inform. Technology (IT)

olvi3*	0.0	0.0	0.0	(1.0)
cmyn3*	1.0	1.0	1.0	(0.0)
olvi4*	1.0	1.0	1.0	0.0
cmyn4*	0.0	0.0	0.0	1.0

standard and adapted CIELAB

LAB*LAB	18.02	0.5	-0.46
LAB*LABa	18.02	0.0	0.0
LAB*TCHa	0.01	0.01	-

relative CIELAB lab*

lab*lab	0.0	0.0	0.0
lab*tch	0.0	0.0	-
lab*nch	1.0	0.0	-

relative Natural Colour (NC)

lab*lrj	0.0	0.0	0.0
lab*tce	0.0	0.0	-
lab*nce	1.0	0.0	-

relative Inform. Technology (IT)

olvi3*	0.5	1.0	0.5	(1.0)
cmyn3*	0.5	0.0	0.5	(0.0)
olvi4*	0.5	1.0	0.5	1.0
cmyn4*	0.5	0.0	0.5	0.0

standard and adapted CIELAB

LAB*LAB	73.15	-31.94	20.73
LAB*LABa	73.15	-31.38	17.47
LAB*TCHa	75.0	35.93	150.91

relative CIELAB lab*

lab*lab	0.712	-0.436	0.243
lab*tch	0.75	0.5	0.419
lab*nch	0.0	0.5	0.419

relative Natural Colour (NC)

lab*lrj	0.712	-0.478	0.144
lab*tce	0.75	0.5	0.453
lab*nce	0.0	0.5	j81g

relative Inform. Technology (IT)

olvi3*	0.0	0.5	0.0	(1.0)
cmyn3*	1.0	0.5	1.0	(0.0)
olvi4*	0.5	1.0	0.5	0.5
cmyn4*	0.5	0.0	0.5	0.5

standard and adapted CIELAB

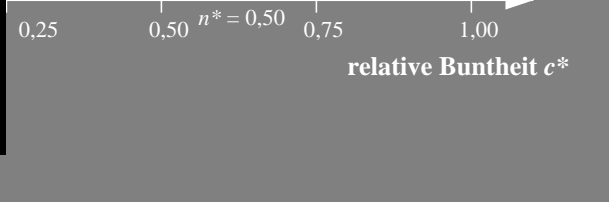
LAB*LAB	34.46	-31.2	18.11
LAB*LABa	34.46	-31.38	17.47
LAB*TCHa	25.01	35.93	150.91

relative CIELAB lab*

lab*lab	0.213	-0.436	0.243
lab*tch	0.25	0.5	0.419
lab*nch	0.5	0.5	0.419

relative Natural Colour (NC)

lab*lrj	0.213	-0.478	0.144
lab*tce	0.25	0.5	0.453
lab*nce	0.5	0.5	j81g



ORS18; adaptierte CIELAB-Daten

	$L^*=L^*_a$	a^*_a	b^*_a	$C^*_{ab,a}$	$h^*_{ab,a}$
OMa	47.94	65.37	50.52	82.62	38
YMa	90.37	-10.27	91.77	92.34	96
LMa	50.9	-62.79	34.95	71.87	151
CMa	58.62	-30.35	-45.01	54.3	236
VMa	25.71	31.11	-44.42	54.24	305
MMa	48.13	75.27	-8.35	75.73	354
NMa	18.01	0.0	0.0	0.0	0
WMa	95.41	0.0	0.0	0.0	0
RCIE	39.92	58.66	26.98	64.56	25
JCIE	81.26	-2.17	67.76	67.79	92
GCIE	52.23	-42.26	11.75	43.87	164
BCIE	30.57	1.15	-46.84	46.87	271

BAM-Registrierung: 20060101-TG07/10S/S07G02SP.PS/.PDF BAM-Material: Code=rh4ta
 Anwendung für Beurteilung und Messung von Drucker- oder Monitorssystemen
 /TG07/ Form: 3/10, Serie: 1/1, Seite: 3
 Seitenlung: 3

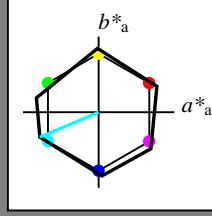
Siehe ähnliche Dateien: <http://www.ps.bam.de/TG07/>
 Technische Information: <http://www.ps.bam.de> Version 2.1, io=1,1?

Eingabe: Farbmétrisches Reflexions-System NRS11

für Buntton $h^* = lab^*h = 203/360 = 0.564$
 lab^*tch und lab^*nch

D65: Buntton G50B
LCH*Ma: 53 84 203
olv*Ma: 0.0 1.0 1.0

Dreiecks-Helligkeit t^*



NRS11; adaptierte CIELAB-Daten

	$L^*=L^*_a$	a^*_a	b^*_a	$C^*_{ab,a}$	$h^*_{ab,a}$
RMa	53.2	77.06	34.32	84.36	24
JMa	53.2	-1.51	84.38	84.39	91
GMa	53.2	-82.27	18.98	84.44	167
G50BMa	53.2	-77.72	-32.98	84.44	203
BMa	53.2	4.37	-84.28	84.41	273
B50RMa	53.2	69.09	-48.41	84.37	325
NMa	10.99	0.0	0.0	0.0	0
WMa	95.41	0.0	0.0	0.0	0
RCIE	39.92	58.69	27.98	65.01	25
JCIE	81.26	-2.9	71.56	71.62	92
GCIE	52.23	-42.45	13.59	44.59	162
BCIE	30.57	1.35	-46.48	46.51	272

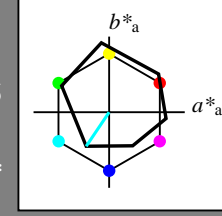
%Umfang
 $u^*_{rel} = 119$
%Regularität
 $g^*_{H,rel} = 47$
 $g^*_{C,rel} = 100$

Ausgabe: Farbmétrisches Reflexions-System ORS18

für Buntton $h^* = lab^*h = 236/360 = 0.656$
 lab^*tch und lab^*nch

D65: Buntton C
LCH*Ma: 59 54 236
olv*Ma: 0.0 1.0 1.0

Dreiecks-Helligkeit t^*



ORS18; adaptierte CIELAB-Daten

	$L^*=L^*_a$	a^*_a	b^*_a	$C^*_{ab,a}$	$h^*_{ab,a}$
OMa	47.94	65.37	50.52	82.62	38
YMa	90.37	-10.27	91.77	92.34	96
LMa	50.9	-62.79	34.95	71.87	151
CMa	58.62	-30.35	-45.01	54.3	236
VMa	25.71	31.11	-44.42	54.24	305
MMa	48.13	75.27	-8.35	75.73	354
NMa	18.01	0.0	0.0	0.0	0
WMa	95.41	0.0	0.0	0.0	0
RCIE	39.92	58.66	26.98	64.56	25
JCIE	81.26	-2.17	67.76	67.79	92
GCIE	52.23	-42.26	11.75	43.87	164
BCIE	30.57	1.15	-46.84	46.87	271

%Umfang
 $u^*_{rel} = 93$
%Regularität
 $g^*_{H,rel} = 57$
 $g^*_{C,rel} = 59$

relative Inform. Technology (IT)

olvi3*	1.0	1.0	1.0	(1.0)
cmyn3*	0.0	0.0	0.0	(0.0)
olvi4*	1.0	1.0	1.0	1.0
cmyn4*	0.0	0.0	0.0	0.0

standard and adapted CIELAB

LAB*LAB	95.41	-0.97	4.75
LAB*LABa	95.41	0.0	0.0
LAB*TCHa	99.99	0.01	-

relative CIELAB lab*

lab*lab	1.0	0.0	0.0
lab*tch	1.0	0.0	-
lab*nch	0.0	0.0	-

relative Natural Colour (NC)

lab*lrj	1.0	0.0	0.0
lab*tce	1.0	0.0	-
lab*nce	0.0	0.0	-

relative Inform. Technology (IT)

olvi3*	0.5	1.0	1.0	(1.0)
cmyn3*	0.5	0.0	0.0	(0.0)
olvi4*	0.5	1.0	1.0	1.0
cmyn4*	0.5	0.0	0.0	0.0

standard and adapted CIELAB

LAB*LAB	77.01	-15.79	-18.98
LAB*LABa	77.01	-15.16	-22.5
LAB*TCHa	75.0	27.15	236.01

relative CIELAB lab*

lab*lab	0.762	-0.278	-0.413
lab*tch	0.75	0.5	0.656
lab*nch	0.0	0.5	0.656

relative Natural Colour (NC)

lab*lrj	0.762	-0.247	-0.433
lab*tce	0.75	0.5	0.667
lab*nce	0.0	0.5	g66b

relative Inform. Technology (IT)

olvi3*	0.0	1.0	1.0	(1.0)
cmyn3*	1.0	0.0	0.0	(0.0)
olvi4*	0.0	1.0	1.0	1.0
cmyn4*	1.0	0.0	0.0	0.0

standard and adapted CIELAB

LAB*LAB	58.62	-30.62	-42.73
LAB*LABa	58.62	-30.34	-45.01
LAB*TCHa	50.0	54.29	236.01

relative CIELAB lab*

lab*lab	0.525	-0.558	-0.828
lab*tch	0.5	1.0	0.656
lab*nch	0.0	1.0	0.656

relative Natural Colour (NC)

lab*lrj	0.525	-0.496	-0.867
lab*tce	0.5	1.0	0.667
lab*nce	0.0	1.0	g66b

relative Inform. Technology (IT)

olvi3*	0.5	0.5	0.5	(1.0)
cmyn3*	0.5	0.5	0.5	(0.0)
olvi4*	1.0	1.0	1.0	0.5
cmyn4*	0.0	0.0	0.0	0.5

standard and adapted CIELAB

LAB*LAB	56.71	-0.23	2.14
LAB*LABa	56.71	0.0	0.0
LAB*TCHa	50.0	0.01	-

relative CIELAB lab*

lab*lab	0.5	0.0	0.0
lab*tch	0.5	0.0	-
lab*nch	0.5	0.0	-

relative Natural Colour (NC)

lab*lrj	0.5	0.0	0.0
lab*tce	0.5	0.0	-
lab*nce	0.5	0.0	-

relative Inform. Technology (IT)

olvi3*	0.0	0.5	0.5	(1.0)
cmyn3*	1.0	0.5	0.5	(0.0)
olvi4*	0.5	1.0	1.0	0.5
cmyn4*	0.5	0.0	0.0	0.5

standard and adapted CIELAB

LAB*LAB	38.32	-15.05	-21.59
LAB*LABa	38.32	-15.16	-22.5
LAB*TCHa	25.01	27.15	236.01

relative CIELAB lab*

lab*lab	0.262	-0.278	-0.413
lab*tch	0.25	0.5	0.656
lab*nch	0.5	0.5	0.656

relative Natural Colour (NC)

lab*lrj	0.262	-0.247	-0.433
lab*tce	0.25	0.5	0.667
lab*nce	0.5	0.5	g66b

relative Inform. Technology (IT)

olvi3*	0.0	0.0	0.0	(1.0)
cmyn3*	1.0	1.0	1.0	(0.0)
olvi4*	1.0	1.0	1.0	1.0
cmyn4*	0.0	0.0	0.0	1.0

standard and adapted CIELAB

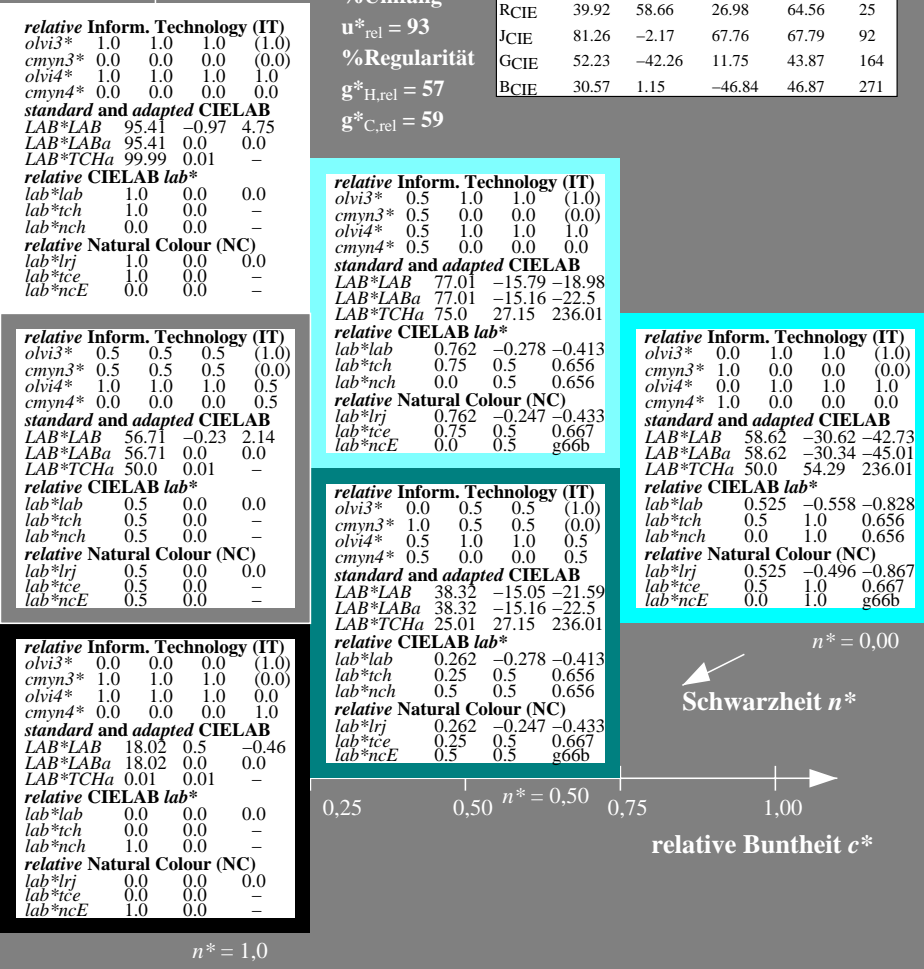
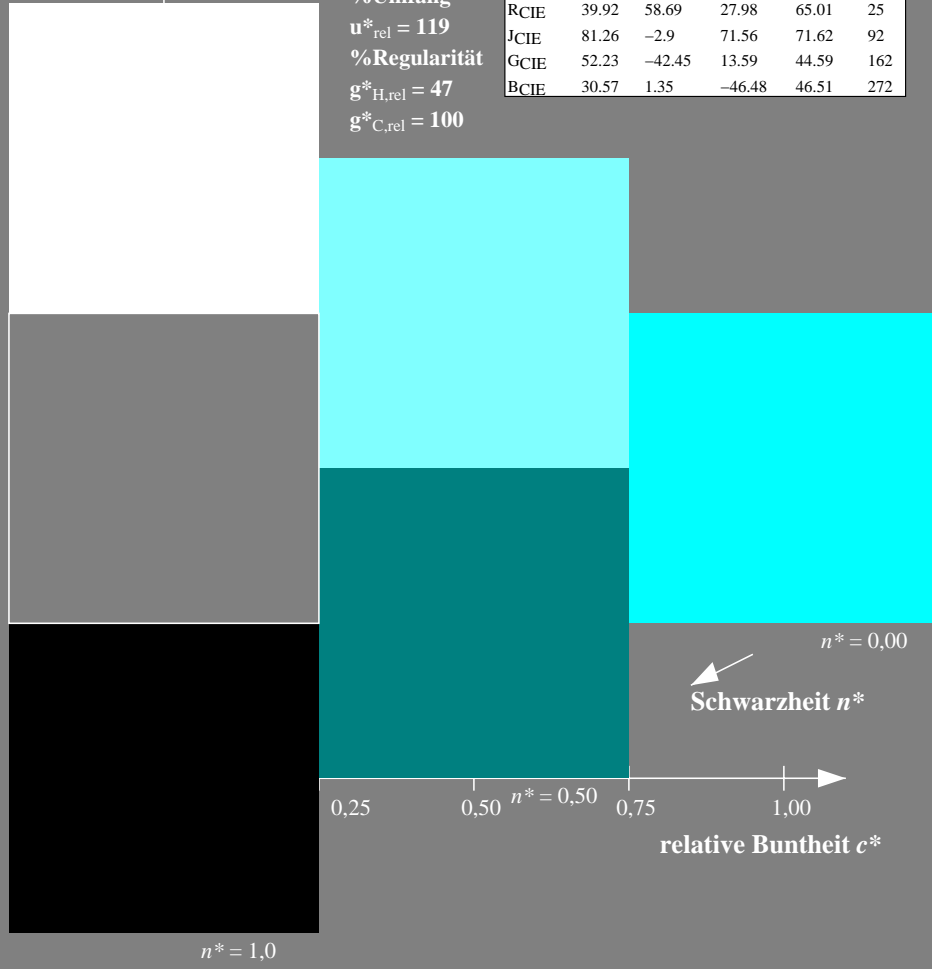
LAB*LAB	18.02	0.5	-0.46
LAB*LABa	18.02	0.0	0.0
LAB*TCHa	0.01	0.01	-

relative CIELAB lab*

lab*lab	0.0	0.0	0.0
lab*tch	0.0	0.0	-
lab*nch	1.0	0.0	-

relative Natural Colour (NC)

lab*lrj	0.0	0.0	0.0
lab*tce	0.0	0.0	-
lab*nce	1.0	0.0	-



TG070-7, 3 stufige Reihen für konstanten CIELAB Buntton 203/360 = 0.564 (links)

3 stufige Reihen für konstanten CIELAB Buntton 236/360 = 0.656 (rechts)

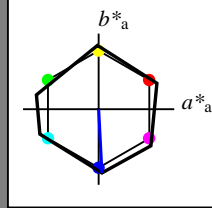
BAM-Prüfvorlage TG07; Farbmétrik-Systeme ORS18 & ORS18 input: olv* setrgbcolor
D65: 3stufige Farbreihen und Koordinaten-Daten für 10 Bunttöneoutput: Startup (S) data dependend

BAM-Registrierung: 20060101-TG07/10S/S07G03SP.PS/.PDF BAM-Material: Code=rh4ta
Anwendung für Beurteilung und Messung von Drucker- oder Monitorssystemen
/TG07/ Form: 4/10, Serie: 1/1, Seite: 4
Satzzeichnung 4

Eingabe: Farbmatisches Reflexions-System NRS11

für Buntton $h^* = lab^*h = 273/360 = 0.758$
 lab^*tch und lab^*nch


D65: Buntton B
 LCH*Ma: 53 84 273
 olv*Ma: 0.0 0.0 1.0
 Dreiecks-Helligkeit t^*



NRS11; adaptierte CIELAB-Daten

	$L^*=L^*_a$	a^*_a	b^*_a	$C^*_{ab,a}$	$h^*_{ab,a}$
RMa	53.2	77.06	34.32	84.36	24
JMa	53.2	-1.51	84.38	84.39	91
GMa	53.2	-82.27	18.98	84.44	167
G50BMa	53.2	-77.72	-32.98	84.44	203
BMa	53.2	4.37	-84.28	84.41	273
B50RMa	53.2	69.09	-48.41	84.37	325
NMa	10.99	0.0	0.0	0.0	0
WMa	95.41	0.0	0.0	0.0	0
RCIE	39.92	58.69	27.98	65.01	25
JCIE	81.26	-2.9	71.56	71.62	92
GCIE	52.23	-42.45	13.59	44.59	162
BCIE	30.57	1.35	-46.48	46.51	272

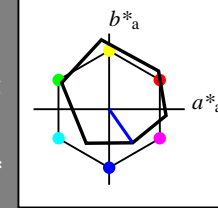
%Umfang
 $u^*_{rel} = 119$
 %Regularität
 $g^*_{H,rel} = 47$
 $g^*_{C,rel} = 100$



Ausgabe: Farbmatisches Reflexions-System ORS18

für Buntton $h^* = lab^*h = 305/360 = 0.847$
 lab^*tch und lab^*nch

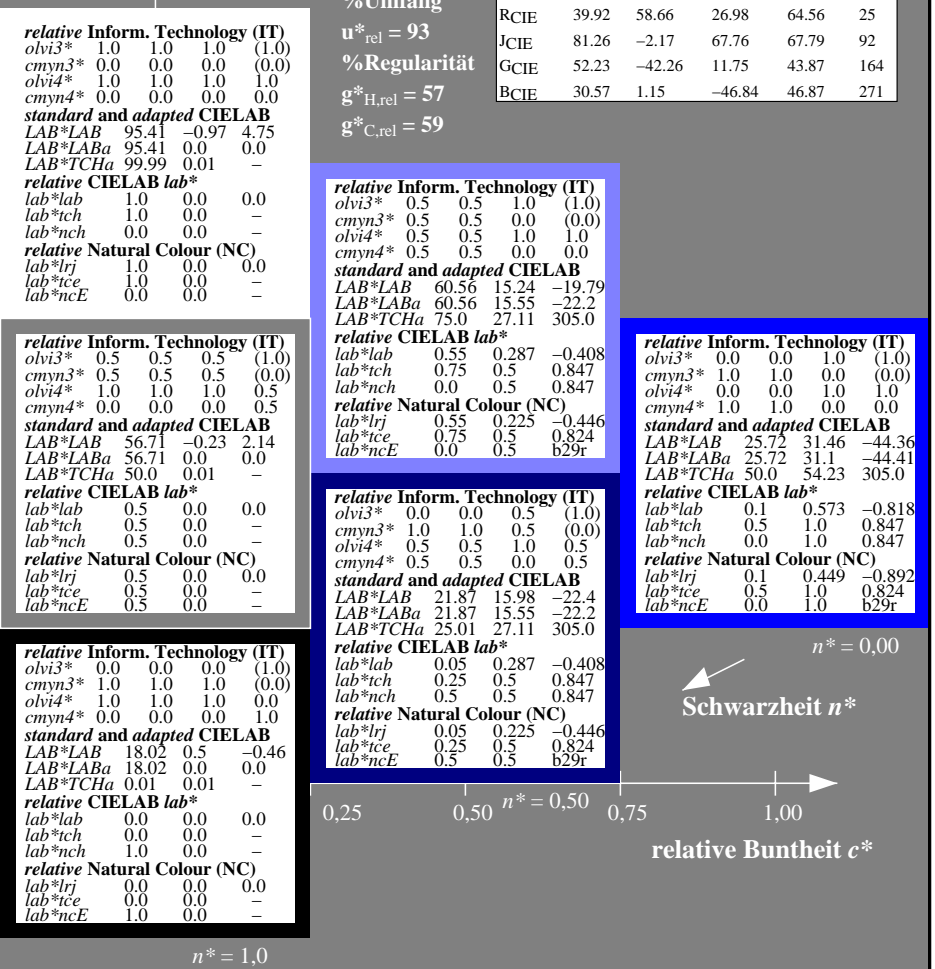
D65: Buntton V
 LCH*Ma: 26 54 305
 olv*Ma: 0.0 0.0 1.0
 Dreiecks-Helligkeit t^*



ORS18; adaptierte CIELAB-Daten

	$L^*=L^*_a$	a^*_a	b^*_a	$C^*_{ab,a}$	$h^*_{ab,a}$
OMa	47.94	65.37	50.52	82.62	38
YMa	90.37	-10.27	91.77	92.34	96
LMa	50.9	-62.79	34.95	71.87	151
CMa	58.62	-30.35	-45.01	54.3	236
VMa	25.71	31.11	-44.42	54.24	305
MMa	48.13	75.27	-8.35	75.73	354
NMa	18.01	0.0	0.0	0.0	0
WMa	95.41	0.0	0.0	0.0	0
RCIE	39.92	58.66	26.98	64.56	25
JCIE	81.26	-2.17	67.76	67.79	92
GCIE	52.23	-42.26	11.75	43.87	164
BCIE	30.57	1.15	-46.84	46.87	271

%Umfang
 $u^*_{rel} = 93$
 %Regularität
 $g^*_{H,rel} = 57$
 $g^*_{C,rel} = 59$



Siehe ähnliche Dateien: <http://www.ps.bam.de/TG07/>
 Technische Information: <http://www.ps.bam.de/Version 2.1, io=1,1?>

BAM-Registrierung: 20060101-TG07/10S/S07G04SP.PS/.PDF BAM-Material: Code=rh4ta
 Anwendung für Beurteilung und Messung von Drucker- oder Monitorssystemen
 /TG07/ Form: 5/10, Serie: 1/1, Seite: 5
 Seitenlung 5

TG070-7, 3 stufige Reihen für konstanten CIELAB Buntton 273/360 = 0.758 (links)

3 stufige Reihen für konstanten CIELAB Buntton 305/360 = 0.847 (rechts)

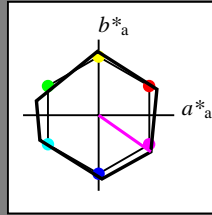
BAM-Prüfvorlage TG07; Farbmatrik-Systeme ORS18 & ORS18 input: $olv^* setrgbcolor$
 D65: 3stufige Farbreihen und Koordinaten-Daten für 10 Bunttöneoutput: *Startup (S) data dependend*

Eingabe: Farbmatisches Reflexions-System NRS11

für Buntton $h^* = lab^*h = 325/360 = 0.903$
 lab^*tch und lab^*nch

D65: Buntton B50R
 LCH*Ma: 53 84 325
 olv*Ma: 1.0 0.0 1.0

Dreiecks-Helligkeit t^*



NRS11; adaptierte CIELAB-Daten

	$L^*=L^*_a$	a^*_a	b^*_a	$C^*_{ab,a}$	$h^*_{ab,a}$
RMa	53.2	77.06	34.32	84.36	24
JMa	53.2	-1.51	84.38	84.39	91
GMa	53.2	-82.27	18.98	84.44	167
G50BMa	53.2	-77.72	-32.98	84.44	203
BMa	53.2	4.37	-84.28	84.41	273
B50RMa	53.2	69.09	-48.41	84.37	325
NMa	10.99	0.0	0.0	0.0	0
WMa	95.41	0.0	0.0	0.0	0
RCIE	39.92	58.69	27.98	65.01	25
JCIE	81.26	-2.9	71.56	71.62	92
GCIE	52.23	-42.45	13.59	44.59	162
BCIE	30.57	1.35	-46.48	46.51	272

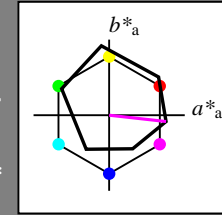
%Umfang
 $u^*_{rel} = 119$
 %Regularität
 $g^*_{H,rel} = 47$
 $g^*_{C,rel} = 100$

Ausgabe: Farbmatisches Reflexions-System ORS18

für Buntton $h^* = lab^*h = 354/360 = 0.982$
 lab^*tch und lab^*nch

D65: Buntton M
 LCH*Ma: 48 76 354
 olv*Ma: 1.0 0.0 1.0

Dreiecks-Helligkeit t^*



ORS18; adaptierte CIELAB-Daten

	$L^*=L^*_a$	a^*_a	b^*_a	$C^*_{ab,a}$	$h^*_{ab,a}$
OMa	47.94	65.37	50.52	82.62	38
YMa	90.37	-10.27	91.77	92.34	96
LMa	50.9	-62.79	34.95	71.87	151
CMa	58.62	-30.35	-45.01	54.3	236
VMa	25.71	31.11	-44.42	54.24	305
MMa	48.13	75.27	-8.35	75.73	354
NMa	18.01	0.0	0.0	0.0	0
WMa	95.41	0.0	0.0	0.0	0
RCIE	39.92	58.66	26.98	64.56	25
JCIE	81.26	-2.17	67.76	67.79	92
GCIE	52.23	-42.26	11.75	43.87	164
BCIE	30.57	1.15	-46.84	46.87	271

%Umfang
 $u^*_{rel} = 93$
 %Regularität
 $g^*_{H,rel} = 57$
 $g^*_{C,rel} = 59$

relative Inform. Technology (IT)
 $olvi3^* = 1.0 \ 1.0 \ 1.0 \ (1.0)$
 $cmyn3^* = 0.0 \ 0.0 \ 0.0 \ (0.0)$
 $olvi4^* = 1.0 \ 1.0 \ 1.0 \ 1.0$
 $cmyn4^* = 0.0 \ 0.0 \ 0.0 \ 0.0$

standard and adapted CIELAB
 $LAB^*LAB = 95.41 \ -0.97 \ 4.75$
 $LAB^*LABa = 95.41 \ 0.0 \ 0.0$
 $LAB^*TCHa = 99.99 \ 0.01 \ -$

relative CIELAB lab*
 $lab^*lab = 1.0 \ 0.0 \ 0.0$
 $lab^*tch = 1.0 \ 0.0 \ -$
 $lab^*nch = 0.0 \ 0.0 \ -$

relative Natural Colour (NC)
 $lab^*lrj = 1.0 \ 0.0 \ 0.0$
 $lab^*tce = 1.0 \ 0.0 \ -$
 $lab^*nce = 0.0 \ 0.0 \ -$

relative Inform. Technology (IT)
 $olvi3^* = 0.5 \ 0.5 \ 0.5 \ (1.0)$
 $cmyn3^* = 0.5 \ 0.5 \ 0.5 \ (0.0)$
 $olvi4^* = 1.0 \ 1.0 \ 1.0 \ 0.5$
 $cmyn4^* = 0.0 \ 0.0 \ 0.0 \ 0.5$

standard and adapted CIELAB
 $LAB^*LAB = 56.71 \ -0.23 \ 2.14$
 $LAB^*LABa = 56.71 \ 0.0 \ 0.0$
 $LAB^*TCHa = 50.0 \ 0.01 \ -$

relative CIELAB lab*
 $lab^*lab = 0.5 \ 0.0 \ 0.0$
 $lab^*tch = 0.5 \ 0.0 \ -$
 $lab^*nch = 0.5 \ 0.0 \ -$

relative Natural Colour (NC)
 $lab^*lrj = 0.5 \ 0.0 \ 0.0$
 $lab^*tce = 0.5 \ 0.0 \ -$
 $lab^*nce = 0.5 \ 0.0 \ -$

relative Inform. Technology (IT)
 $olvi3^* = 0.0 \ 0.0 \ 0.0 \ (1.0)$
 $cmyn3^* = 1.0 \ 1.0 \ 1.0 \ (0.0)$
 $olvi4^* = 1.0 \ 1.0 \ 1.0 \ 0.0$
 $cmyn4^* = 0.0 \ 0.0 \ 0.0 \ 1.0$

standard and adapted CIELAB
 $LAB^*LAB = 18.02 \ 0.5 \ -0.46$
 $LAB^*LABa = 18.02 \ 0.0 \ 0.0$
 $LAB^*TCHa = 0.01 \ 0.01 \ -$

relative CIELAB lab*
 $lab^*lab = 0.0 \ 0.0 \ 0.0$
 $lab^*tch = 0.0 \ 0.0 \ -$
 $lab^*nch = 1.0 \ 0.0 \ -$

relative Natural Colour (NC)
 $lab^*lrj = 0.0 \ 0.0 \ 0.0$
 $lab^*tce = 0.0 \ 0.0 \ -$
 $lab^*nce = 1.0 \ 0.0 \ -$

relative Inform. Technology (IT)
 $olvi3^* = 1.0 \ 0.5 \ 1.0 \ (1.0)$
 $cmyn3^* = 0.0 \ 0.5 \ 0.0 \ (0.0)$
 $olvi4^* = 1.0 \ 0.5 \ 1.0 \ 1.0$
 $cmyn4^* = 0.0 \ 0.5 \ 0.0 \ 0.0$

standard and adapted CIELAB
 $LAB^*LAB = 71.77 \ 37.1 \ -1.01$
 $LAB^*LABa = 71.77 \ 37.63 \ -4.17$
 $LAB^*TCHa = 75.0 \ 37.86 \ 353.66$

relative CIELAB lab*
 $lab^*lab = 0.695 \ 0.497 \ -0.054$
 $lab^*tch = 0.75 \ 0.5 \ 0.982$
 $lab^*nch = 0.0 \ 0.5 \ 0.982$

relative Natural Colour (NC)
 $lab^*lrj = 0.695 \ 0.454 \ -0.208$
 $lab^*tce = 0.75 \ 0.5 \ 0.932$
 $lab^*nce = 0.0 \ 0.5 \ b72r$

relative Inform. Technology (IT)
 $olvi3^* = 0.5 \ 0.0 \ 0.5 \ (1.0)$
 $cmyn3^* = 0.5 \ 1.0 \ 0.5 \ (0.0)$
 $olvi4^* = 1.0 \ 0.5 \ 1.0 \ 0.5$
 $cmyn4^* = 0.0 \ 0.5 \ 0.0 \ 0.5$

standard and adapted CIELAB
 $LAB^*LAB = 33.08 \ 37.84 \ -3.62$
 $LAB^*LABa = 33.08 \ 37.63 \ -4.17$
 $LAB^*TCHa = 25.01 \ 37.86 \ 353.66$

relative CIELAB lab*
 $lab^*lab = 0.195 \ 0.497 \ -0.054$
 $lab^*tch = 0.25 \ 0.5 \ 0.982$
 $lab^*nch = 0.5 \ 0.5 \ 0.982$

relative Natural Colour (NC)
 $lab^*lrj = 0.195 \ 0.454 \ -0.208$
 $lab^*tce = 0.25 \ 0.5 \ 0.932$
 $lab^*nce = 0.5 \ 0.5 \ b72r$

relative Inform. Technology (IT)
 $olvi3^* = 1.0 \ 0.0 \ 1.0 \ (1.0)$
 $cmyn3^* = 0.0 \ 1.0 \ 0.0 \ (0.0)$
 $olvi4^* = 1.0 \ 0.0 \ 1.0 \ 1.0$
 $cmyn4^* = 0.0 \ 1.0 \ 0.0 \ 0.0$

standard and adapted CIELAB
 $LAB^*LAB = 48.14 \ 75.18 \ -6.78$
 $LAB^*LABa = 48.14 \ 75.25 \ -8.35$
 $LAB^*TCHa = 50.0 \ 75.71 \ 353.66$

relative CIELAB lab*
 $lab^*lab = 0.389 \ 0.994 \ -0.109$
 $lab^*tch = 0.5 \ 1.0 \ 0.982$
 $lab^*nch = 0.0 \ 1.0 \ 0.982$

relative Natural Colour (NC)
 $lab^*lrj = 0.389 \ 0.909 \ -0.416$
 $lab^*tce = 0.5 \ 1.0 \ 0.932$
 $lab^*nce = 0.0 \ 1.0 \ b72r$

Siehe ähnliche Dateien: <http://www.ps.bam.de/TG07/>
 Technische Information: <http://www.ps.bam.de> Version 2.1, io=1,1?

BAM-Registrierung: 20060101-TG07/10S/S07G05SP.PS/.PDF BAM-Material: Code=rh4ta
 Anwendung für Beurteilung und Messung von Drucker- oder Monitorssystemen
 /TG07/ Form: 6/10, Serie: 1/1, Seite: 6
 Seitenzahl: 6

TG070-7, 3 stufige Reihen für konstanten CIELAB Buntton 325/360 = 0.903 (links)

3 stufige Reihen für konstanten CIELAB Buntton 354/360 = 0.982 (rechts)

BAM-Prüfvorlage TG07; Farbmatrik-Systeme ORS18 & ORS18 input: $olv^* setrgbcolor$
 D65: 3stufige Farbreihen und Koordinaten-Daten für 10 Bunttöneoutput: *Startup (S) data dependend*

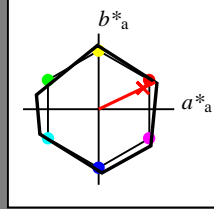
Eingabe: Farbmétrisches Reflexions-System NRS11

für Buntton $h^* = lab^*h = 25/360 = 0.071$

lab^*tch und lab^*nch

D65: Buntton R
LCH*Ma: 53 83 25
olv*Ma: 1.0 0.03 0.0

Dreiecks-Helligkeit t^*



%Umfang

$u^*_{rel} = 119$

%Regularität

$g^*_{H,rel} = 47$

$g^*_{C,rel} = 100$

NRS11; adaptierte CIELAB-Daten

	$L^*=L^*_a$	a^*_a	b^*_a	$C^*_{ab,a}$	$h^*_{ab,a}$
RMa	53.2	77.06	34.32	84.36	24
JMa	53.2	-1.51	84.38	84.39	91
GMa	53.2	-82.27	18.98	84.44	167
G50BMa	53.2	-77.72	-32.98	84.44	203
BMa	53.2	4.37	-84.28	84.41	273
B50RMa	53.2	69.09	-48.41	84.37	325
NMa	10.99	0.0	0.0	0.0	0
WMa	95.41	0.0	0.0	0.0	0
RCIE	39.92	58.69	27.98	65.01	25
JCIE	81.26	-2.9	71.56	71.62	92
GCIE	52.23	-42.45	13.59	44.59	162
BCIE	30.57	1.35	-46.48	46.51	272

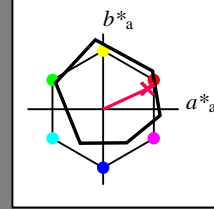
Ausgabe: Farbmétrisches Reflexions-System ORS18

für Buntton $h^* = lab^*h = 25/360 = 0.069$

lab^*tch und lab^*nch

D65: Buntton R
LCH*Ma: 48 75 25
olv*Ma: 1.0 0.0 0.32

Dreiecks-Helligkeit t^*



%Umfang

$u^*_{rel} = 93$

%Regularität

$g^*_{H,rel} = 57$

$g^*_{C,rel} = 59$

ORS18; adaptierte CIELAB-Daten

	$L^*=L^*_a$	a^*_a	b^*_a	$C^*_{ab,a}$	$h^*_{ab,a}$
OMa	47.94	65.37	50.52	82.62	38
YMa	90.37	-10.27	91.77	92.34	96
LMa	50.9	-62.79	34.95	71.87	151
CMa	58.62	-30.35	-45.01	54.3	236
VMa	25.71	31.11	-44.42	54.24	305
MMa	48.13	75.27	-8.35	75.73	354
NMa	18.01	0.0	0.0	0.0	0
WMa	95.41	0.0	0.0	0.0	0
RCIE	39.92	58.66	26.98	64.56	25
JCIE	81.26	-2.17	67.76	67.79	92
GCIE	52.23	-42.26	11.75	43.87	164
BCIE	30.57	1.15	-46.84	46.87	271

relative Inform. Technology (IT)
 $olvi3^* = 1.0 \ 1.0 \ 1.0 \ (1.0)$
 $cmyn3^* = 0.0 \ 0.0 \ 0.0 \ (0.0)$
 $olvi4^* = 1.0 \ 1.0 \ 1.0 \ 1.0$
 $cmyn4^* = 0.0 \ 0.0 \ 0.0 \ 0.0$

standard and adapted CIELAB
 $LAB^*LAB = 95.41 \ -0.97 \ 4.75$
 $LAB^*LABa = 95.41 \ 0.0 \ 0.0$
 $LAB^*TCHa = 99.99 \ 0.01 \ -$

relative CIELAB lab*
 $lab^*lab = 1.0 \ 0.0 \ 0.0$
 $lab^*tch = 1.0 \ 0.0 \ -$
 $lab^*nch = 0.0 \ 0.0 \ -$

relative Natural Colour (NC)
 $lab^*lrj = 1.0 \ 0.0 \ 0.0$
 $lab^*tce = 1.0 \ 0.0 \ -$
 $lab^*nce = 0.0 \ 0.0 \ -$

relative Inform. Technology (IT)
 $olvi3^* = 0.5 \ 0.5 \ 0.5 \ (1.0)$
 $cmyn3^* = 0.5 \ 0.5 \ 0.5 \ (0.0)$
 $olvi4^* = 1.0 \ 1.0 \ 1.0 \ 0.5$
 $cmyn4^* = 0.0 \ 0.0 \ 0.0 \ 0.5$

standard and adapted CIELAB
 $LAB^*LAB = 56.71 \ -0.23 \ 2.14$
 $LAB^*LABa = 56.71 \ 0.0 \ 0.0$
 $LAB^*TCHa = 50.0 \ 0.01 \ -$

relative CIELAB lab*
 $lab^*lab = 0.5 \ 0.0 \ 0.0$
 $lab^*tch = 0.5 \ 0.0 \ -$
 $lab^*nch = 0.5 \ 0.0 \ -$

relative Natural Colour (NC)
 $lab^*lrj = 0.5 \ 0.0 \ 0.0$
 $lab^*tce = 0.5 \ 0.0 \ -$
 $lab^*nce = 0.5 \ 0.0 \ -$

relative Inform. Technology (IT)
 $olvi3^* = 0.0 \ 0.0 \ 0.0 \ (1.0)$
 $cmyn3^* = 1.0 \ 1.0 \ 1.0 \ (0.0)$
 $olvi4^* = 1.0 \ 1.0 \ 1.0 \ 0.0$
 $cmyn4^* = 0.0 \ 0.0 \ 0.0 \ 1.0$

standard and adapted CIELAB
 $LAB^*LAB = 18.02 \ 0.5 \ -0.46$
 $LAB^*LABa = 18.02 \ 0.0 \ 0.0$
 $LAB^*TCHa = 0.01 \ 0.01 \ -$

relative CIELAB lab*
 $lab^*lab = 0.0 \ 0.0 \ 0.0$
 $lab^*tch = 0.0 \ 0.0 \ -$
 $lab^*nch = 1.0 \ 0.0 \ -$

relative Natural Colour (NC)
 $lab^*lrj = 0.0 \ 0.0 \ 0.0$
 $lab^*tce = 0.0 \ 0.0 \ -$
 $lab^*nce = 1.0 \ 0.0 \ -$

relative Inform. Technology (IT)
 $olvi3^* = 1.0 \ 0.5 \ 0.661 \ (1.0)$
 $cmyn3^* = 0.0 \ 0.5 \ 0.339 \ (0.0)$
 $olvi4^* = 1.0 \ 0.5 \ 0.661 \ 1.0$
 $cmyn4^* = 0.0 \ 0.5 \ 0.339 \ 0.0$

standard and adapted CIELAB
 $LAB^*LAB = 71.7 \ 33.75 \ 18.92$
 $LAB^*LABa = 71.7 \ 34.27 \ 15.76$
 $LAB^*TCHa = 75.0 \ 37.72 \ 24.69$

relative CIELAB lab*
 $lab^*lab = 0.694 \ 0.454 \ 0.209$
 $lab^*tch = 0.75 \ 0.5 \ 0.069$
 $lab^*nch = 0.0 \ 0.5 \ 0.069$

relative Natural Colour (NC)
 $lab^*lrj = 0.694 \ 0.5 \ 0.0$
 $lab^*tce = 0.75 \ 0.5 \ 1.0$
 $lab^*nce = 0.0 \ 0.5 \ 0.99r$

relative Inform. Technology (IT)
 $olvi3^* = 0.5 \ 0.0 \ 0.161 \ (1.0)$
 $cmyn3^* = 0.5 \ 1.0 \ 0.839 \ (0.0)$
 $olvi4^* = 1.0 \ 0.5 \ 0.661 \ 0.5$
 $cmyn4^* = 0.0 \ 0.5 \ 0.339 \ 0.5$

standard and adapted CIELAB
 $LAB^*LAB = 33.01 \ 34.49 \ 16.31$
 $LAB^*LABa = 33.01 \ 34.27 \ 15.77$
 $LAB^*TCHa = 25.01 \ 37.73 \ 24.7$

relative CIELAB lab*
 $lab^*lab = 0.194 \ 0.454 \ 0.209$
 $lab^*tch = 0.25 \ 0.5 \ 0.069$
 $lab^*nch = 0.5 \ 0.5 \ 0.069$

relative Natural Colour (NC)
 $lab^*lrj = 0.194 \ 0.5 \ 0.0$
 $lab^*tce = 0.25 \ 0.5 \ 0.0$
 $lab^*nce = 0.5 \ 0.5 \ 0.00j$

relative Inform. Technology (IT)
 $olvi3^* = 1.0 \ 0.0 \ 0.322 \ (1.0)$
 $cmyn3^* = 0.0 \ 1.0 \ 0.678 \ (0.0)$
 $olvi4^* = 1.0 \ 0.0 \ 0.322 \ 1.0$
 $cmyn4^* = 0.0 \ 1.0 \ 0.677 \ 0.0$

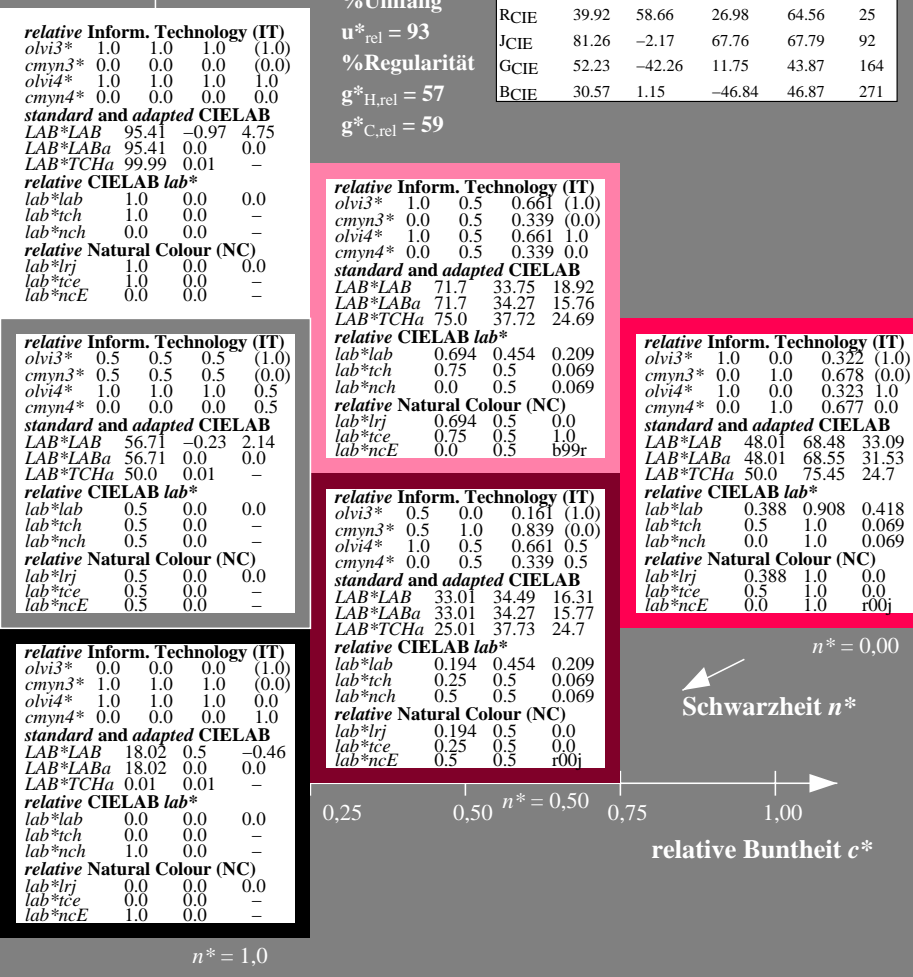
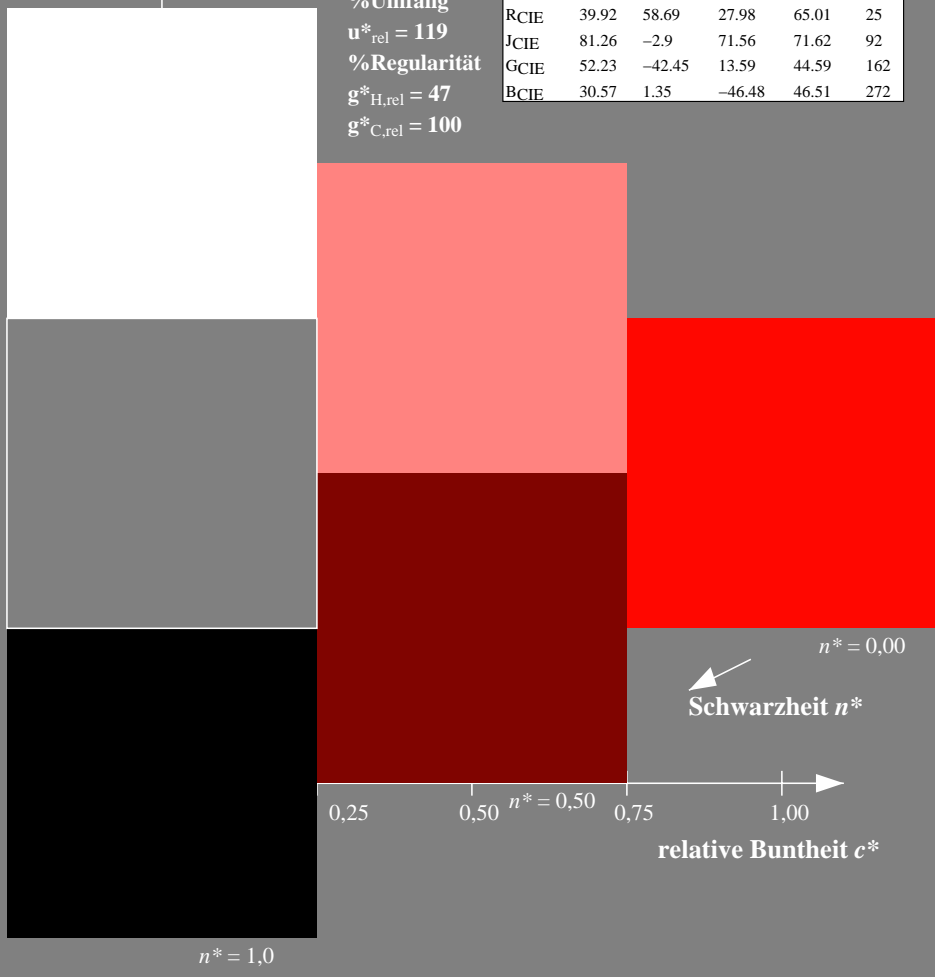
standard and adapted CIELAB
 $LAB^*LAB = 48.01 \ 68.48 \ 33.09$
 $LAB^*LABa = 48.01 \ 68.55 \ 31.53$
 $LAB^*TCHa = 50.0 \ 75.45 \ 24.7$

relative CIELAB lab*
 $lab^*lab = 0.388 \ 0.908 \ 0.418$
 $lab^*tch = 0.5 \ 1.0 \ 0.069$
 $lab^*nch = 0.0 \ 1.0 \ 0.069$

relative Natural Colour (NC)
 $lab^*lrj = 0.388 \ 1.0 \ 0.0$
 $lab^*tce = 0.5 \ 1.0 \ 0.0$
 $lab^*nce = 0.0 \ 1.0 \ 0.00j$

Siehe ähnliche Dateien: <http://www.ps.bam.de/TG07/>
 Technische Information: <http://www.ps.bam.de> Version 2.1, io=1,1?

BAM-Registrierung: 20060101-TG07/10S/S07G06SP.PS/.PDF BAM-Material: Code=rh4ta
 Anwendung für Beurteilung und Messung von Drucker- oder Monitorssystemen
 /TG07/ Form: 7/10, Serie: 1/1, Seite: 7
 Seitenhang 7



TG070-7, 3 stufige Reihen für konstanten CIELAB Buntton 25/360 = 0.071 (links)

3 stufige Reihen für konstanten CIELAB Buntton 25/360 = 0.069 (rechts)

BAM-Prüfvorlage TG07; Farbmétrik-Systeme ORS18 & ORS18 input: $olv^* \ setrgbcolor$
 D65: 3stufige Farbreihen und Koordinaten-Daten für 10 Bunttöneoutput: *Startup (S) data dependend*

Eingabe: Farbmétrisches Reflexions-System NRS11

für Buntton $h^* = lab^*h = 92/360 = 0.256$

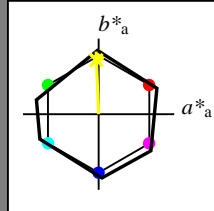
lab^*tch und lab^*nch

D65: Buntton J

LCH*Ma: 53 83 92

olv*Ma: 0.98 1.0 0.0

Dreiecks-Helligkeit t^*



%Umfang

$u^*_{rel} = 119$

%Regularität

$g^*_{H,rel} = 47$

$g^*_{C,rel} = 100$

NRS11; adaptierte CIELAB-Daten

	$L^*=L^*_a$	a^*_a	b^*_a	$C^*_{ab,a}$	$h^*_{ab,a}$
RMa	53.2	77.06	34.32	84.36	24
JMa	53.2	-1.51	84.38	84.39	91
GMa	53.2	-82.27	18.98	84.44	167
G50BMa	53.2	-77.72	-32.98	84.44	203
BMa	53.2	4.37	-84.28	84.41	273
B50RMa	53.2	69.09	-48.41	84.37	325
NMa	10.99	0.0	0.0	0.0	0
WMa	95.41	0.0	0.0	0.0	0
RCIE	39.92	58.69	27.98	65.01	25
JCIE	81.26	-2.9	71.56	71.62	92
GCIE	52.23	-42.45	13.59	44.59	162
BCIE	30.57	1.35	-46.48	46.51	272

Ausgabe: Farbmétrisches Reflexions-System ORS18

für Buntton $h^* = lab^*h = 92/360 = 0.255$

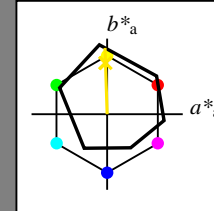
lab^*tch und lab^*nch

D65: Buntton J

LCH*Ma: 86 88 92

olv*Ma: 1.0 0.9 0.0

Dreiecks-Helligkeit t^*



%Umfang

$u^*_{rel} = 93$

%Regularität

$g^*_{H,rel} = 57$

$g^*_{C,rel} = 59$

ORS18; adaptierte CIELAB-Daten

	$L^*=L^*_a$	a^*_a	b^*_a	$C^*_{ab,a}$	$h^*_{ab,a}$
OMa	47.94	65.37	50.52	82.62	38
YMa	90.37	-10.27	91.77	92.34	96
LMa	50.9	-62.79	34.95	71.87	151
CMa	58.62	-30.35	-45.01	54.3	236
VMa	25.71	31.11	-44.42	54.24	305
MMa	48.13	75.27	-8.35	75.73	354
NMa	18.01	0.0	0.0	0.0	0
WMa	95.41	0.0	0.0	0.0	0
RCIE	39.92	58.66	26.98	64.56	25
JCIE	81.26	-2.17	67.76	67.79	92
GCIE	52.23	-42.26	11.75	43.87	164
BCIE	30.57	1.15	-46.84	46.87	271

relative Inform. Technology (IT)
 $olvi3^* = 1.0 \ 1.0 \ 1.0 \ (1.0)$
 $cmyn3^* = 0.0 \ 0.0 \ 0.0 \ (0.0)$
 $olvi4^* = 1.0 \ 1.0 \ 1.0 \ 1.0$
 $cmyn4^* = 0.0 \ 0.0 \ 0.0 \ 0.0$

standard and adapted CIELAB
 $LAB^*LAB = 95.41 \ -0.97 \ 4.75$
 $LAB^*LABa = 95.41 \ 0.0 \ 0.0$
 $LAB^*TCHa = 99.99 \ 0.01 \ -$

relative CIELAB lab*
 $lab^*lab = 1.0 \ 0.0 \ 0.0$
 $lab^*tch = 1.0 \ 0.0 \ -$
 $lab^*nch = 0.0 \ 0.0 \ -$

relative Natural Colour (NC)
 $lab^*lrj = 1.0 \ 0.0 \ 0.0$
 $lab^*tce = 1.0 \ 0.0 \ -$
 $lab^*nce = 0.0 \ 0.0 \ -$

relative Inform. Technology (IT)
 $olvi3^* = 0.5 \ 0.5 \ 0.5 \ (1.0)$
 $cmyn3^* = 0.5 \ 0.5 \ 0.5 \ (0.0)$
 $olvi4^* = 1.0 \ 1.0 \ 1.0 \ 0.5$
 $cmyn4^* = 0.0 \ 0.0 \ 0.0 \ 0.5$

standard and adapted CIELAB
 $LAB^*LAB = 56.71 \ -0.23 \ 2.14$
 $LAB^*LABa = 56.71 \ 0.0 \ 0.0$
 $LAB^*TCHa = 50.0 \ 0.01 \ -$

relative CIELAB lab*
 $lab^*lab = 0.5 \ 0.0 \ 0.0$
 $lab^*tch = 0.5 \ 0.0 \ -$
 $lab^*nch = 0.5 \ 0.0 \ -$

relative Natural Colour (NC)
 $lab^*lrj = 0.5 \ 0.0 \ 0.0$
 $lab^*tce = 0.5 \ 0.0 \ -$
 $lab^*nce = 0.5 \ 0.0 \ -$

relative Inform. Technology (IT)
 $olvi3^* = 0.0 \ 0.0 \ 0.0 \ (1.0)$
 $cmyn3^* = 1.0 \ 1.0 \ 1.0 \ (0.0)$
 $olvi4^* = 1.0 \ 1.0 \ 1.0 \ 0.0$
 $cmyn4^* = 0.0 \ 0.0 \ 0.0 \ 1.0$

standard and adapted CIELAB
 $LAB^*LAB = 18.02 \ 0.5 \ -0.46$
 $LAB^*LABa = 18.02 \ 0.0 \ 0.0$
 $LAB^*TCHa = 0.01 \ 0.01 \ -$

relative CIELAB lab*
 $lab^*lab = 0.0 \ 0.0 \ 0.0$
 $lab^*tch = 0.0 \ 0.0 \ -$
 $lab^*nch = 1.0 \ 0.0 \ -$

relative Natural Colour (NC)
 $lab^*lrj = 0.0 \ 0.0 \ 0.0$
 $lab^*tce = 0.0 \ 0.0 \ -$
 $lab^*nce = 1.0 \ 0.0 \ -$

relative Inform. Technology (IT)
 $olvi3^* = 1.0 \ 0.951 \ 0.5 \ (1.0)$
 $cmyn3^* = 0.0 \ 0.049 \ 0.5 \ (0.0)$
 $olvi4^* = 1.0 \ 0.951 \ 0.5 \ 1.0$
 $cmyn4^* = 0.0 \ 0.049 \ 0.5 \ 0.0$

standard and adapted CIELAB
 $LAB^*LAB = 90.8 \ -2.3 \ 48.29$
 $LAB^*LABa = 90.8 \ -1.41 \ 43.85$
 $LAB^*TCHa = 75.0 \ 43.87 \ 91.85$

relative CIELAB lab*
 $lab^*lab = 0.94 \ -0.015 \ 0.5$
 $lab^*tch = 0.75 \ 0.5 \ 0.255$
 $lab^*nch = 0.0 \ 0.5 \ 0.255$

relative Natural Colour (NC)
 $lab^*lrj = 0.94 \ 0.0 \ 0.5$
 $lab^*tce = 0.75 \ 0.5 \ 0.25$
 $lab^*nce = 0.0 \ 0.5 \ j00g$

relative Inform. Technology (IT)
 $olvi3^* = 0.5 \ 0.451 \ 0.0 \ (1.0)$
 $cmyn3^* = 0.5 \ 0.549 \ 1.0 \ (0.0)$
 $olvi4^* = 1.0 \ 0.951 \ 0.5 \ 0.5$
 $cmyn4^* = 0.0 \ 0.049 \ 0.5 \ 0.5$

standard and adapted CIELAB
 $LAB^*LAB = 52.1 \ -1.55 \ 45.68$
 $LAB^*LABa = 52.1 \ -1.4 \ 43.84$
 $LAB^*TCHa = 25.01 \ 43.87 \ 91.84$

relative CIELAB lab*
 $lab^*lab = 0.44 \ -0.015 \ 0.5$
 $lab^*tch = 0.25 \ 0.5 \ 0.255$
 $lab^*nch = 0.5 \ 0.5 \ 0.255$

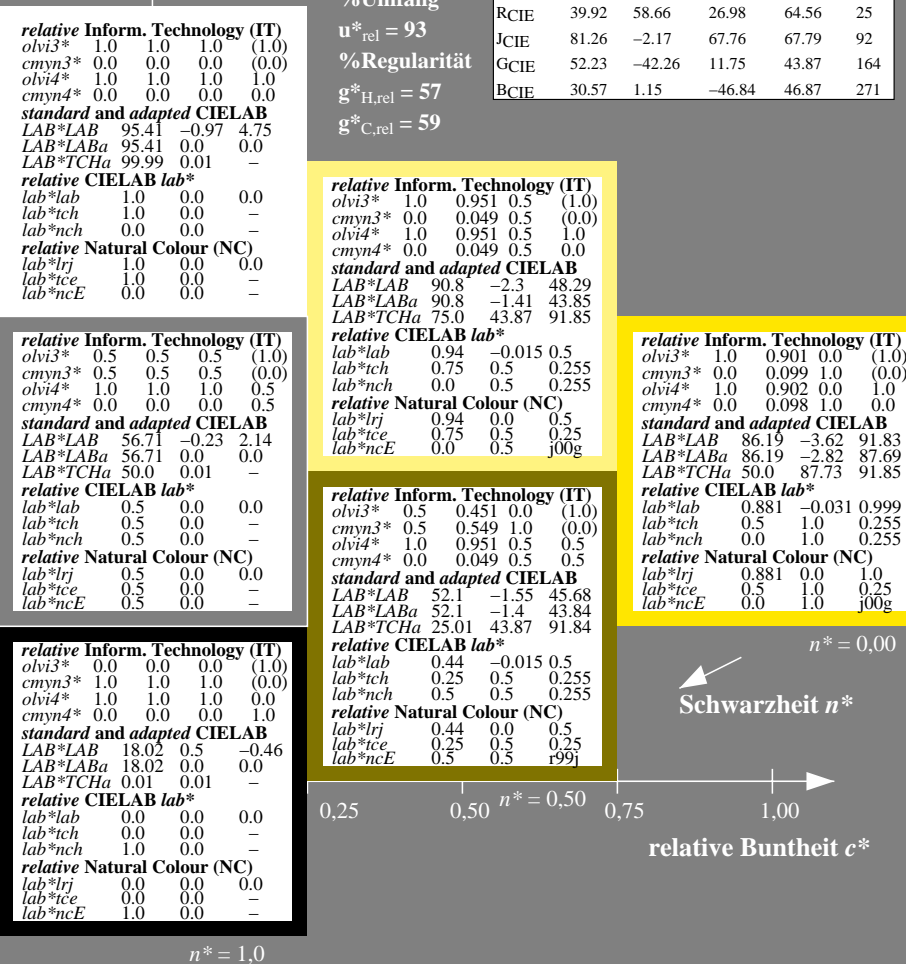

relative Natural Colour (NC)
 $lab^*lrj = 0.44 \ 0.0 \ 0.5$
 $lab^*tce = 0.25 \ 0.5 \ 0.25$
 $lab^*nce = 0.5 \ 0.5 \ j99j$

relative Inform. Technology (IT)
 $olvi3^* = 1.0 \ 0.901 \ 0.0 \ (1.0)$
 $cmyn3^* = 0.0 \ 0.099 \ 1.0 \ (0.0)$
 $olvi4^* = 1.0 \ 0.902 \ 0.0 \ 1.0$
 $cmyn4^* = 0.0 \ 0.098 \ 1.0 \ 0.0$

standard and adapted CIELAB
 $LAB^*LAB = 86.19 \ -3.62 \ 91.83$
 $LAB^*LABa = 86.19 \ -2.82 \ 87.69$
 $LAB^*TCHa = 50.0 \ 87.73 \ 91.85$

relative CIELAB lab*
 $lab^*lab = 0.881 \ -0.031 \ 0.999$
 $lab^*tch = 0.5 \ 1.0 \ 0.255$
 $lab^*nch = 0.0 \ 1.0 \ 0.255$

relative Natural Colour (NC)
 $lab^*lrj = 0.881 \ 0.0 \ 1.0$
 $lab^*tce = 0.5 \ 1.0 \ 0.25$
 $lab^*nce = 0.0 \ 1.0 \ j00g$



Siehe ähnliche Dateien: <http://www.ps.bam.de/TG07/>
 Technische Information: <http://www.ps.bam.de/Version 2.1, io=1,1?>

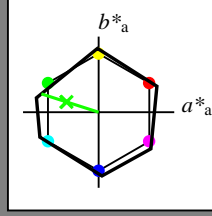
BAM-Registrierung: 20060101-TG07/10S/S07G07SP.PS/.PDF BAM-Material: Code=rh4ta
 Anwendung für Beurteilung und Messung von Drucker- oder Monitorssystemen
 /TG07/ Form: 8/10, Serie: 1/1, Seite: 8
 Seitenlung 8

Eingabe: Farbmétrisches Reflexions-System NRS11

für Buntton $h^* = lab^*h = 162/360 = 0.451$
 lab^*tch und lab^*nch

D65: Buntton G
LCH*Ma: 53 80 162
olv*Ma: 0.08 1.0 0.0

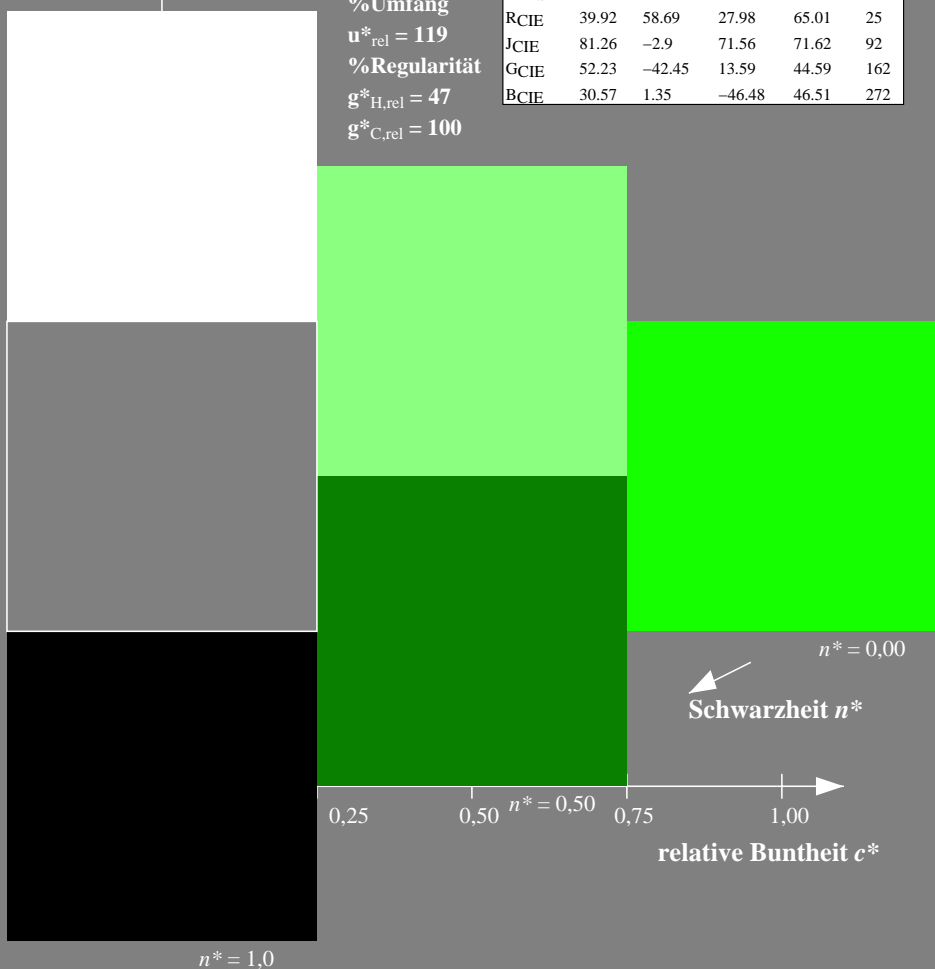
Dreiecks-Helligkeit t^*



NRS11; adaptierte CIELAB-Daten

	$L^*=L^*_a$	a^*_a	b^*_a	$C^*_{ab,a}$	$h^*_{ab,a}$
RMa	53.2	77.06	34.32	84.36	24
JMa	53.2	-1.51	84.38	84.39	91
GMa	53.2	-82.27	18.98	84.44	167
G50BMa	53.2	-77.72	-32.98	84.44	203
BMa	53.2	4.37	-84.28	84.41	273
B50RMa	53.2	69.09	-48.41	84.37	325
NMa	10.99	0.0	0.0	0.0	0
WMa	95.41	0.0	0.0	0.0	0
RCIE	39.92	58.69	27.98	65.01	25
JCIE	81.26	-2.9	71.56	71.62	92
GCIE	52.23	-42.45	13.59	44.59	162
BCIE	30.57	1.35	-46.48	46.51	272

%Umfang
 $u^*_{rel} = 119$
%Regularität
 $g^*_{H,rel} = 47$
 $g^*_{C,rel} = 100$

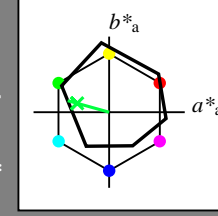


Ausgabe: Farbmétrisches Reflexions-System ORS18

für Buntton $h^* = lab^*h = 164/360 = 0.457$
 lab^*tch und lab^*nch

D65: Buntton G
LCH*Ma: 53 57 164
olv*Ma: 0.0 1.0 0.25

Dreiecks-Helligkeit t^*



relative Inform. Technology (IT)
 $olvi3^* = 1.0 \ 1.0 \ 1.0 \ (1.0)$
 $cmyn3^* = 0.0 \ 0.0 \ 0.0 \ (0.0)$
 $olvi4^* = 1.0 \ 1.0 \ 1.0 \ 1.0$
 $cmyn4^* = 0.0 \ 0.0 \ 0.0 \ 0.0$

standard and adapted CIELAB
 $LAB^*LAB = 95.41 \ -0.97 \ 4.75$
 $LAB^*LABa = 95.41 \ 0.0 \ 0.0$
 $LAB^*TCHa = 99.99 \ 0.01 \ -$

relative CIELAB lab*
 $lab^*lab = 1.0 \ 0.0 \ 0.0$
 $lab^*tch = 1.0 \ 0.0 \ -$
 $lab^*nch = 0.0 \ 0.0 \ -$

relative Natural Colour (NC)
 $lab^*lrj = 1.0 \ 0.0 \ 0.0$
 $lab^*tce = 1.0 \ 0.0 \ -$
 $lab^*nce = 0.0 \ 0.0 \ -$

relative Inform. Technology (IT)
 $olvi3^* = 0.5 \ 0.5 \ 0.5 \ (1.0)$
 $cmyn3^* = 0.5 \ 0.5 \ 0.5 \ (0.0)$
 $olvi4^* = 1.0 \ 1.0 \ 1.0 \ 0.5$
 $cmyn4^* = 0.0 \ 0.0 \ 0.0 \ 0.5$

standard and adapted CIELAB
 $LAB^*LAB = 56.71 \ -0.23 \ 2.14$
 $LAB^*LABa = 56.71 \ 0.0 \ 0.0$
 $LAB^*TCHa = 50.0 \ 0.01 \ -$

relative CIELAB lab*
 $lab^*lab = 0.5 \ 0.0 \ 0.0$
 $lab^*tch = 0.5 \ 0.0 \ -$
 $lab^*nch = 0.5 \ 0.0 \ -$

relative Natural Colour (NC)
 $lab^*lrj = 0.5 \ 0.0 \ 0.0$
 $lab^*tce = 0.5 \ 0.0 \ -$
 $lab^*nce = 0.5 \ 0.0 \ -$

relative Inform. Technology (IT)
 $olvi3^* = 0.0 \ 0.0 \ 0.0 \ (1.0)$
 $cmyn3^* = 1.0 \ 1.0 \ 1.0 \ (0.0)$
 $olvi4^* = 1.0 \ 1.0 \ 1.0 \ 0.0$
 $cmyn4^* = 0.0 \ 0.0 \ 0.0 \ 1.0$

standard and adapted CIELAB
 $LAB^*LAB = 18.02 \ 0.5 \ -0.46$
 $LAB^*LABa = 18.02 \ 0.0 \ 0.0$
 $LAB^*TCHa = 0.01 \ 0.01 \ -$

relative CIELAB lab*
 $lab^*lab = 0.0 \ 0.0 \ 0.0$
 $lab^*tch = 0.0 \ 0.0 \ -$
 $lab^*nch = 1.0 \ 0.0 \ -$

relative Natural Colour (NC)
 $lab^*lrj = 0.0 \ 0.0 \ 0.0$
 $lab^*tce = 0.0 \ 0.0 \ -$
 $lab^*nce = 1.0 \ 0.0 \ -$

ORS18; adaptierte CIELAB-Daten

	$L^*=L^*_a$	a^*_a	b^*_a	$C^*_{ab,a}$	$h^*_{ab,a}$
OMa	47.94	65.37	50.52	82.62	38
YMa	90.37	-10.27	91.77	92.34	96
LMa	50.9	-62.79	34.95	71.87	151
CMa	58.62	-30.35	-45.01	54.3	236
VMa	25.71	31.11	-44.42	54.24	305
MMa	48.13	75.27	-8.35	75.73	354
NMa	18.01	0.0	0.0	0.0	0
WMa	95.41	0.0	0.0	0.0	0
RCIE	39.92	58.66	26.98	64.56	25
JCIE	81.26	-2.17	67.76	67.79	92
GCIE	52.23	-42.26	11.75	43.87	164
BCIE	30.57	1.15	-46.84	46.87	271

%Umfang
 $u^*_{rel} = 93$
%Regularität
 $g^*_{H,rel} = 57$
 $g^*_{C,rel} = 59$

relative Inform. Technology (IT)
 $olvi3^* = 0.5 \ 1.0 \ 0.623 \ (1.0)$
 $cmyn3^* = 0.5 \ 0.0 \ 0.377 \ (0.0)$
 $olvi4^* = 0.5 \ 1.0 \ 0.623 \ 1.0$
 $cmyn4^* = 0.5 \ 0.0 \ 0.377 \ 0.0$

standard and adapted CIELAB
 $LAB^*LAB = 74.1 \ -27.96 \ 10.94$
 $LAB^*LABa = 74.1 \ -27.39 \ 7.62$
 $LAB^*TCHa = 75.0 \ 28.44 \ 164.46$

relative CIELAB lab*
 $lab^*lab = 0.725 \ -0.481 \ 0.134$
 $lab^*tch = 0.75 \ 0.5 \ 0.457$
 $lab^*nch = 0.0 \ 0.5 \ 0.457$

relative Natural Colour (NC)
 $lab^*lrj = 0.725 \ -0.499 \ 0.0$
 $lab^*tce = 0.75 \ 0.5 \ 0.5$
 $lab^*nce = 0.0 \ 0.5 \ g00b$

relative Inform. Technology (IT)
 $olvi3^* = 0.0 \ 0.5 \ 0.123 \ (1.0)$
 $cmyn3^* = 1.0 \ 0.5 \ 0.877 \ (0.0)$
 $olvi4^* = 0.5 \ 1.0 \ 0.623 \ 0.5$
 $cmyn4^* = 0.5 \ 0.0 \ 0.377 \ 0.5$

standard and adapted CIELAB
 $LAB^*LAB = 35.41 \ -27.22 \ 8.34$
 $LAB^*LABa = 35.41 \ -27.39 \ 7.63$
 $LAB^*TCHa = 25.01 \ 28.44 \ 164.45$

relative CIELAB lab*
 $lab^*lab = 0.225 \ -0.481 \ 0.134$
 $lab^*tch = 0.25 \ 0.5 \ 0.457$
 $lab^*nch = 0.5 \ 0.5 \ 0.457$

relative Natural Colour (NC)
 $lab^*lrj = 0.225 \ -0.499 \ 0.0$
 $lab^*tce = 0.25 \ 0.5 \ 0.5$
 $lab^*nce = 0.5 \ 0.5 \ j99g$

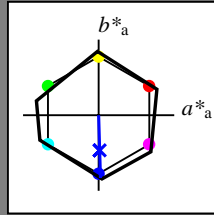


Eingabe: Farbmatisches Reflexions-System NRS11

für Buntton $h^* = lab^*h = 272/360 = 0.755$
 lab^*tch und lab^*nch

D65: Buntton B
 LCH*Ma: 53 83 272
 olv*Ma: 0.0 0.02 1.0


Dreiecks-Helligkeit t^*



NRS11; adaptierte CIELAB-Daten

	$L^*=L^*_a$	a^*_a	b^*_a	$C^*_{ab,a}$	$h^*_{ab,a}$
RMa	53.2	77.06	34.32	84.36	24
JMa	53.2	-1.51	84.38	84.39	91
GMa	53.2	-82.27	18.98	84.44	167
G50BMa	53.2	-77.72	-32.98	84.44	203
BMa	53.2	4.37	-84.28	84.41	273
B50RMa	53.2	69.09	-48.41	84.37	325
NMa	10.99	0.0	0.0	0.0	0
WMa	95.41	0.0	0.0	0.0	0
RCIE	39.92	58.69	27.98	65.01	25
JCIE	81.26	-2.9	71.56	71.62	92
GCIE	52.23	-42.45	13.59	44.59	162
BCIE	30.57	1.35	-46.48	46.51	272

%Umfang
 $u^*_{rel} = 119$
 %Regularität
 $g^*_{H,rel} = 47$
 $g^*_{C,rel} = 100$

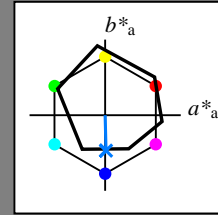


Ausgabe: Farbmatisches Reflexions-System ORS18

für Buntton $h^* = lab^*h = 271/360 = 0.754$
 lab^*tch und lab^*nch

D65: Buntton B
 LCH*Ma: 42 45 271
 olv*Ma: 0.0 0.49 1.0

Dreiecks-Helligkeit t^*



relative Inform. Technology (IT)

olvi3*	1.0	1.0	1.0	(1.0)
cmyn3*	0.0	0.0	0.0	(0.0)
olvi4*	1.0	1.0	1.0	1.0
cmyn4*	0.0	0.0	0.0	0.0

standard and adapted CIELAB

LAB*LAB	95.41	-0.97	4.75
LAB*LABa	95.41	0.0	0.0
LAB*TCHa	99.99	0.01	-

relative CIELAB lab*

lab*lab	1.0	0.0	0.0
lab*tch	1.0	0.0	-
lab*nch	0.0	0.0	-

relative Natural Colour (NC)

lab*lrj	1.0	0.0	0.0
lab*tce	1.0	0.0	-
lab*nce	0.0	0.0	-

%Umfang
 $u^*_{rel} = 93$
 %Regularität
 $g^*_{H,rel} = 57$
 $g^*_{C,rel} = 59$

relative Inform. Technology (IT)

olvi3*	0.5	0.5	0.5	(1.0)
cmyn3*	0.5	0.5	0.5	(0.0)
olvi4*	1.0	1.0	1.0	0.5
cmyn4*	0.0	0.0	0.0	0.5

standard and adapted CIELAB

LAB*LAB	56.71	-0.23	2.14
LAB*LABa	56.71	0.0	0.0
LAB*TCHa	50.0	0.01	-

relative CIELAB lab*

lab*lab	0.5	0.0	0.0
lab*tch	0.5	0.0	-
lab*nch	0.5	0.0	-

relative Natural Colour (NC)

lab*lrj	0.5	0.0	0.0
lab*tce	0.5	0.0	-
lab*nce	0.5	0.0	-

relative Inform. Technology (IT)

olvi3*	0.0	0.0	0.0	(1.0)
cmyn3*	1.0	1.0	1.0	(0.0)
olvi4*	1.0	1.0	1.0	0.0
cmyn4*	0.0	0.0	0.0	1.0

standard and adapted CIELAB

LAB*LAB	18.02	0.5	-0.46
LAB*LABa	18.02	0.0	0.0
LAB*TCHa	0.01	0.01	-

relative CIELAB lab*

lab*lab	0.0	0.0	0.0
lab*tch	0.0	0.0	-
lab*nch	1.0	0.0	-

relative Natural Colour (NC)

lab*lrj	0.0	0.0	0.0
lab*tce	0.0	0.0	-
lab*nce	1.0	0.0	-

relative Inform. Technology (IT)

olvi3*	0.5	0.744	1.0	(1.0)
cmyn3*	0.5	0.256	0.0	(0.0)
olvi4*	0.5	0.744	1.0	1.0
cmyn4*	0.5	0.256	0.0	0.0

standard and adapted CIELAB

LAB*LAB	68.59	0.08	-19.4
LAB*LABa	68.59	0.54	-22.35
LAB*TCHa	75.0	22.36	271.4

relative CIELAB lab*

lab*lab	0.654	0.012	-0.499
lab*tch	0.75	0.5	0.754
lab*nch	0.0	0.5	0.754

relative Natural Colour (NC)

lab*lrj	0.654	0.0	-0.499
lab*tce	0.75	0.5	0.75
lab*nce	0.0	0.5	g99b

relative Inform. Technology (IT)

olvi3*	0.0	0.244	0.5	(1.0)
cmyn3*	1.0	0.756	0.5	(0.0)
olvi4*	0.5	0.744	1.0	0.5
cmyn4*	0.5	0.256	0.0	0.5

standard and adapted CIELAB

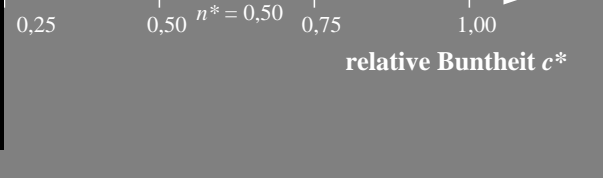
LAB*LAB	29.9	0.83	-22.01
LAB*LABa	29.9	0.55	-22.35
LAB*TCHa	25.01	22.36	271.41

relative CIELAB lab*

lab*lab	0.154	0.012	-0.499
lab*tch	0.25	0.5	0.754
lab*nch	0.5	0.5	0.754

relative Natural Colour (NC)

lab*lrj	0.154	0.0	-0.499
lab*tce	0.25	0.5	0.75
lab*nce	0.5	0.5	b00r



ORS18; adaptierte CIELAB-Daten

	$L^*=L^*_a$	a^*_a	b^*_a	$C^*_{ab,a}$	$h^*_{ab,a}$
OMa	47.94	65.37	50.52	82.62	38
YMa	90.37	-10.27	91.77	92.34	96
LMa	50.9	-62.79	34.95	71.87	151
CMa	58.62	-30.35	-45.01	54.3	236
VMa	25.71	31.11	-44.42	54.24	305
MMa	48.13	75.27	-8.35	75.73	354
NMa	18.01	0.0	0.0	0.0	0
WMa	95.41	0.0	0.0	0.0	0
RCIE	39.92	58.66	26.98	64.56	25
JCIE	81.26	-2.17	67.76	67.79	92
GCIE	52.23	-42.26	11.75	43.87	164
BCIE	30.57	1.15	-46.84	46.87	271

relative Inform. Technology (IT)

olvi3*	0.0	0.488	1.0	(1.0)
cmyn3*	1.0	0.512	0.0	(0.0)
olvi4*	0.0	0.488	1.0	1.0
cmyn4*	1.0	0.512	0.0	0.0

standard and adapted CIELAB

LAB*LAB	41.79	1.14	-43.56
LAB*LABa	41.79	1.1	-44.7
LAB*TCHa	50.0	44.73	271.4

relative CIELAB lab*

lab*lab	0.307	0.024	-0.998
lab*tch	0.5	1.0	0.754
lab*nch	0.0	1.0	0.754

relative Natural Colour (NC)

lab*lrj	0.307	0.0	-0.999
lab*tce	0.5	1.0	0.75
lab*nce	0.0	1.0	b00r

relative Inform. Technology (IT)

olvi3*	0.0	0.244	0.5	(1.0)
cmyn3*	1.0	0.756	0.5	(0.0)
olvi4*	0.5	0.744	1.0	0.5
cmyn4*	0.5	0.256	0.0	0.5

standard and adapted CIELAB

LAB*LAB	29.9	0.83	-22.01
LAB*LABa	29.9	0.55	-22.35
LAB*TCHa	25.01	22.36	271.41

relative CIELAB lab*

lab*lab	0.154	0.012	-0.499
lab*tch	0.25	0.5	0.754
lab*nch	0.5	0.5	0.754

relative Natural Colour (NC)

lab*lrj	0.154	0.0	-0.499
lab*tce	0.25	0.5	0.75
lab*nce	0.5	0.5	b00r

Siehe ähnliche Dateien: <http://www.ps.bam.de/TG07/>
 Technische Information: <http://www.ps.bam.de/Version 2.1, io=1,1?>

BAM-Registrierung: 20060101-TG07/10S/S07G09SP.PS/.PDF BAM-Material: Code=rh4ta
 Anwendung für Beurteilung und Messung von Drucker- oder Monitorssystemen
 /TG07/ Form: 10/105 Serie: 1/1, Seite: 10
 Seitenzahl: 10