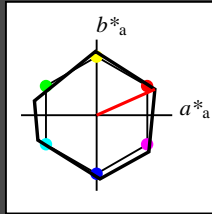


Eingabe: Farbmatisches Reflexions-System NRS11

für Buntton $h^* = lab^*h = 24/360 = 0.067$
 lab^*tch und lab^*nch

D65: Buntton R
 LCH*Ma: 53 84 24
 olv*Ma: 1.0 0.0 0.0

Dreiecks-Helligkeit t^*



%Umfang
 $u^*_{rel} = 119$
 %Regularität
 $g^*_{H,rel} = 47$
 $g^*_{C,rel} = 100$

NRS11; adaptierte CIELAB-Daten

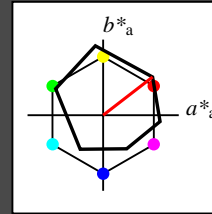
	$L^*=L^*_a$	a^*_a	b^*_a	$C^*_{ab,a}$	$h^*_{ab,a}$
RMa	53.2	77.06	34.32	84.36	24
JMa	53.2	-1.51	84.38	84.39	91
GMa	53.2	-82.27	18.98	84.44	167
G50BMa	53.2	-77.72	-32.98	84.44	203
BMa	53.2	4.37	-84.28	84.41	273
B50RMa	53.2	69.09	-48.41	84.37	325
NMa	10.99	0.0	0.0	0.0	0
WMa	95.41	0.0	0.0	0.0	0
RCIE	39.92	58.69	27.98	65.01	25
JCIE	81.26	-2.9	71.56	71.62	92
GCIE	52.23	-42.45	13.59	44.59	162
BCIE	30.57	1.35	-46.48	46.51	272

Ausgabe: Farbmatisches Reflexions-System ORS18

für Buntton $h^* = lab^*h = 38/360 = 0.105$
 lab^*tch und lab^*nch

D65: Buntton O
 LCH*Ma: 48 83 38
 olv*Ma: 1.0 0.0 0.0

Dreiecks-Helligkeit t^*



%Umfang
 $u^*_{rel} = 93$
 %Regularität
 $g^*_{H,rel} = 57$
 $g^*_{C,rel} = 59$

ORS18; adaptierte CIELAB-Daten

	$L^*=L^*_a$	a^*_a	b^*_a	$C^*_{ab,a}$	$h^*_{ab,a}$
OMa	47.94	65.37	50.52	82.62	38
YMa	90.37	-10.27	91.77	92.34	96
LMa	50.9	-62.79	34.95	71.87	151
CMa	58.62	-30.35	-45.01	54.3	236
VMa	25.71	31.11	-44.42	54.24	305
MMa	48.13	75.27	-8.35	75.73	354
NMa	18.01	0.0	0.0	0.0	0
WMa	95.41	0.0	0.0	0.0	0
RCIE	39.92	58.66	26.98	64.56	25
JCIE	81.26	-2.17	67.76	67.79	92
GCIE	52.23	-42.26	11.75	43.87	164
BCIE	30.57	1.15	-46.84	46.87	271

relative Inform. Technology (IT)

olvi3*	1.0	1.0	1.0	(1.0)
cmyn3*	0.0	0.0	0.0	(0.0)
olvi4*	1.0	1.0	1.0	1.0
cmyn4*	0.0	0.0	0.0	0.0

standard and adapted CIELAB

LAB*LAB	95.41	-0.97	4.75
LAB*LABa	95.41	0.0	0.0
LAB*TCHa	99.99	0.01	-

relative CIELAB lab*

lab*lab	1.0	0.0	0.0
lab*tch	1.0	0.0	-
lab*nch	0.0	0.0	-

relative Natural Colour (NC)

lab*lrj	1.0	0.0	0.0
lab*tce	1.0	0.0	-
lab*nce	0.0	0.0	-

relative Inform. Technology (IT)

olvi3*	1.0	0.5	0.5	(1.0)
cmyn3*	0.0	0.5	0.5	(0.0)
olvi4*	1.0	0.5	0.5	1.0
cmyn4*	0.0	0.5	0.5	0.0

standard and adapted CIELAB

LAB*LAB	71.67	32.15	28.41
LAB*LABa	71.67	32.68	25.25
LAB*TCHa	75.0	41.3	37.7

relative CIELAB lab*

lab*lab	0.693	0.396	0.306
lab*tch	0.75	0.5	0.105
lab*nch	0.0	0.5	0.105

relative Natural Colour (NC)

lab*lrj	0.693	0.477	0.15
lab*tce	0.75	0.5	0.048
lab*nce	0.0	0.5	r19j

relative Inform. Technology (IT)

olvi3*	1.0	0.0	0.0	(1.0)
cmyn3*	0.0	1.0	1.0	(0.0)
olvi4*	1.0	0.0	0.0	1.0
cmyn4*	0.0	1.0	1.0	0.0

standard and adapted CIELAB

LAB*LAB	47.95	65.29	52.06
LAB*LABa	47.95	65.36	50.51
LAB*TCHa	50.0	82.6	37.7

relative CIELAB lab*

lab*lab	0.387	0.791	0.611
lab*tch	0.5	1.0	0.105
lab*nch	0.0	1.0	0.105

relative Natural Colour (NC)

lab*lrj	0.387	0.954	0.299
lab*tce	0.5	1.0	0.048
lab*nce	0.0	1.0	r19j

relative Inform. Technology (IT)

olvi3*	0.5	0.5	0.5	(1.0)
cmyn3*	0.5	0.5	0.5	(0.0)
olvi4*	1.0	1.0	1.0	0.5
cmyn4*	0.0	0.0	0.0	0.5

standard and adapted CIELAB

LAB*LAB	56.71	-0.23	2.14
LAB*LABa	56.71	0.0	0.0
LAB*TCHa	50.0	0.01	-

relative CIELAB lab*

lab*lab	0.5	0.0	0.0
lab*tch	0.5	0.0	-
lab*nch	0.5	0.0	-

relative Natural Colour (NC)

lab*lrj	0.5	0.0	0.0
lab*tce	0.5	0.0	-
lab*nce	0.5	0.0	-

relative Inform. Technology (IT)

olvi3*	0.5	0.0	0.0	(1.0)
cmyn3*	0.5	1.0	1.0	(0.0)
olvi4*	1.0	0.5	0.5	0.5
cmyn4*	0.0	0.5	0.5	0.5

standard and adapted CIELAB

LAB*LAB	32.98	32.9	25.8
LAB*LABa	32.98	32.68	25.25
LAB*TCHa	25.01	41.3	37.7

relative CIELAB lab*

lab*lab	0.193	0.396	0.306
lab*tch	0.25	0.5	0.105
lab*nch	0.5	0.5	0.105

relative Natural Colour (NC)

lab*lrj	0.193	0.477	0.15
lab*tce	0.25	0.5	0.048
lab*nce	0.5	0.5	r19j

relative Inform. Technology (IT)

olvi3*	0.0	0.0	0.0	(1.0)
cmyn3*	1.0	1.0	1.0	(0.0)
olvi4*	1.0	1.0	1.0	0.0
cmyn4*	0.0	0.0	0.0	1.0

standard and adapted CIELAB

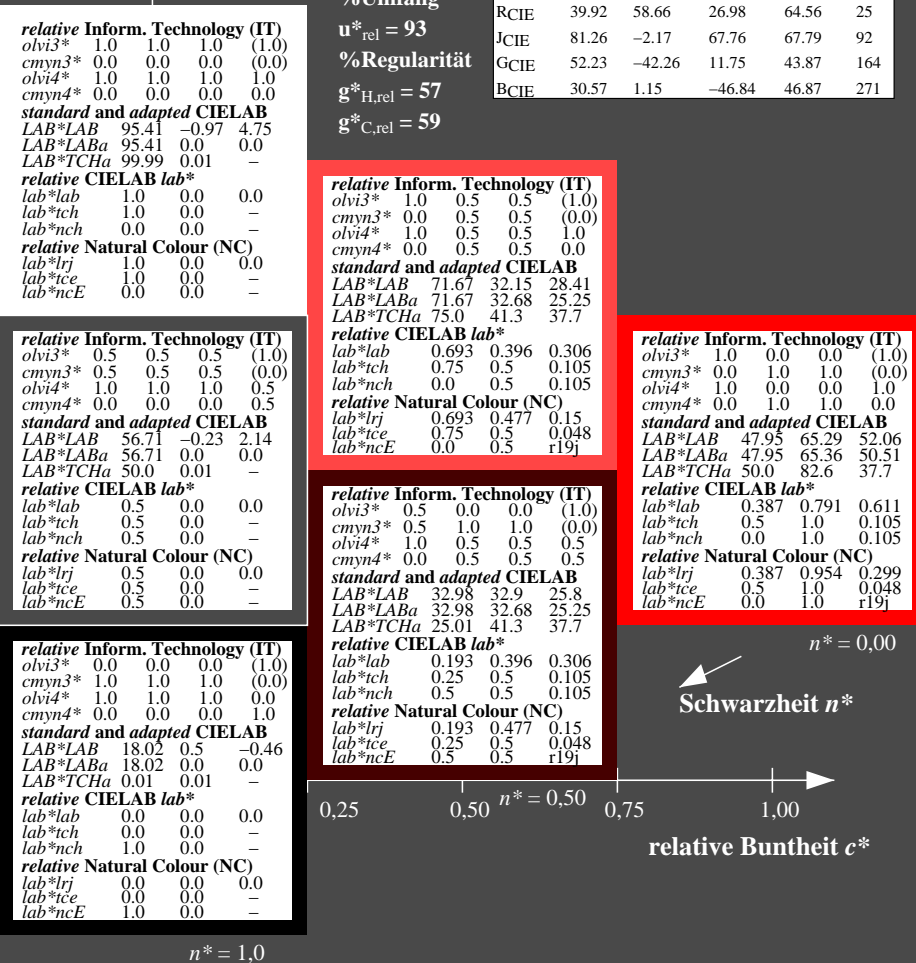
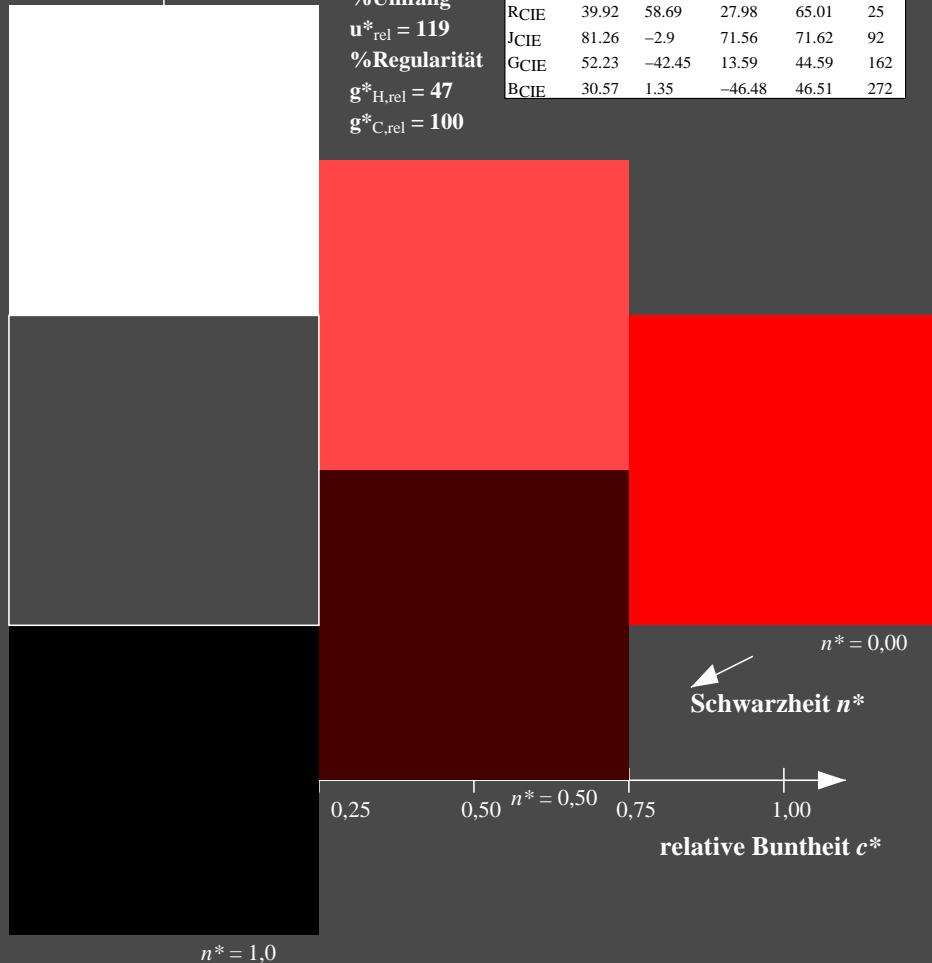
LAB*LAB	18.02	0.5	-0.46
LAB*LABa	18.02	0.0	0.0
LAB*TCHa	0.01	0.01	-

relative CIELAB lab*

lab*lab	0.0	0.0	0.0
lab*tch	0.0	0.0	-
lab*nch	1.0	0.0	-

relative Natural Colour (NC)

lab*lrj	0.0	0.0	0.0
lab*tce	0.0	0.0	-
lab*nce	1.0	0.0	-



Siehe ähnliche Dateien: <http://www.ps.bam.de/TG07/>
 Technische Information: <http://www.ps.bam.de> Version 2.1, io=1,1, CIEXYZ

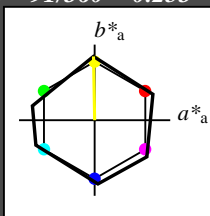
BAM-Registrierung: 20060101-TG07/10S/S07G00FP.PS/.PDF BAM-Material: Code=rh4ta
 Anwendung für Beurteilung und Messung von Drucker- oder Monitorssystemen, Yr=2.5, XYZ
 /TG07/ Form: 1/10, Serie: 1/1, Seite: 1 Seite: hung 1

Eingabe: Farbmétrisches Reflexions-System NRS11

für Buntton $h^* = lab^*h = 91/360 = 0.253$
 lab^*tch und lab^*nch

D65: Buntton J
 LCH*Ma: 53 84 91
 olv*Ma: 1.0 1.0 0.0

Dreiecks-Helligkeit t^*



NRS11; adaptierte CIELAB-Daten

	$L^*=L^*_a$	a^*_a	b^*_a	$C^*_{ab,a}$	$h^*_{ab,a}$
RMa	53.2	77.06	34.32	84.36	24
JMa	53.2	-1.51	84.38	84.39	91
GMa	53.2	-82.27	18.98	84.44	167
G50BMa	53.2	-77.72	-32.98	84.44	203
BMa	53.2	4.37	-84.28	84.41	273
B50RMa	53.2	69.09	-48.41	84.37	325
NMa	10.99	0.0	0.0	0.0	0
WMa	95.41	0.0	0.0	0.0	0
RCIE	39.92	58.69	27.98	65.01	25
JCIE	81.26	-2.9	71.56	71.62	92
GCIE	52.23	-42.45	13.59	44.59	162
BCIE	30.57	1.35	-46.48	46.51	272

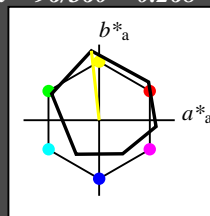
%Umfang
 $u^*_{rel} = 119$
 %Regularität
 $g^*_{H,rel} = 47$
 $g^*_{C,rel} = 100$

Ausgabe: Farbmétrisches Reflexions-System ORS18

für Buntton $h^* = lab^*h = 96/360 = 0.268$
 lab^*tch und lab^*nch

D65: Buntton Y
 LCH*Ma: 90 92 96
 olv*Ma: 1.0 1.0 0.0

Dreiecks-Helligkeit t^*



ORS18; adaptierte CIELAB-Daten

	$L^*=L^*_a$	a^*_a	b^*_a	$C^*_{ab,a}$	$h^*_{ab,a}$
OMa	47.94	65.37	50.52	82.62	38
YMa	90.37	-10.27	91.77	92.34	96
LMa	50.9	-62.79	34.95	71.87	151
CMa	58.62	-30.35	-45.01	54.3	236
VMa	25.71	31.11	-44.42	54.24	305
MMa	48.13	75.27	-8.35	75.73	354
NMa	18.01	0.0	0.0	0.0	0
WMa	95.41	0.0	0.0	0.0	0
RCIE	39.92	58.66	26.98	64.56	25
JCIE	81.26	-2.17	67.76	67.79	92
GCIE	52.23	-42.26	11.75	43.87	164
BCIE	30.57	1.15	-46.84	46.87	271

%Umfang
 $u^*_{rel} = 93$
 %Regularität
 $g^*_{H,rel} = 57$
 $g^*_{C,rel} = 59$

relative Inform. Technology (IT)

olvi3*	1.0	1.0	1.0	(1.0)
cmyn3*	0.0	0.0	0.0	(0.0)
olvi4*	1.0	1.0	1.0	1.0
cmyn4*	0.0	0.0	0.0	0.0

standard and adapted CIELAB

LAB*LAB	95.41	-0.97	4.75
LAB*LABa	95.41	0.0	0.0
LAB*TCHa	99.99	0.01	-

relative CIELAB lab*

lab*lab	1.0	0.0	0.0
lab*tch	1.0	0.0	-
lab*nch	0.0	0.0	-

relative Natural Colour (NC)

lab*lrj	1.0	0.0	0.0
lab*tce	1.0	0.0	-
lab*nce	0.0	0.0	-

relative Inform. Technology (IT)

olvi3*	1.0	1.0	0.5	(1.0)
cmyn3*	0.0	0.0	0.5	(0.0)
olvi4*	1.0	1.0	0.5	1.0
cmyn4*	0.0	0.0	0.5	0.0

standard and adapted CIELAB

LAB*LAB	92.88	-6.06	50.46
LAB*LABa	92.88	-5.13	45.87
LAB*TCHa	75.0	46.16	96.39

relative CIELAB lab*

lab*lab	0.967	-0.055	0.497
lab*tch	0.75	0.5	0.268
lab*nch	0.0	0.5	0.268

relative Natural Colour (NC)

lab*lrj	0.967	-0.048	0.497
lab*tce	0.75	0.5	0.266
lab*nce	0.0	0.5	j06g

relative Inform. Technology (IT)

olvi3*	0.5	0.5	0.5	(1.0)
cmyn3*	0.5	0.5	0.5	(0.0)
olvi4*	1.0	1.0	1.0	0.5
cmyn4*	0.0	0.0	0.0	0.5

standard and adapted CIELAB

LAB*LAB	56.71	-0.23	2.14
LAB*LABa	56.71	0.0	0.0
LAB*TCHa	50.0	0.01	-

relative CIELAB lab*

lab*lab	0.5	0.0	0.0
lab*tch	0.5	0.0	-
lab*nch	0.5	0.0	-

relative Natural Colour (NC)

lab*lrj	0.5	0.0	0.0
lab*tce	0.5	0.0	-
lab*nce	0.5	0.0	-

relative Inform. Technology (IT)

olvi3*	0.5	0.5	0.0	(1.0)
cmyn3*	0.5	0.5	1.0	(0.0)
olvi4*	1.0	1.0	0.5	0.5
cmyn4*	0.0	0.0	0.5	0.5

standard and adapted CIELAB

LAB*LAB	54.19	-5.32	47.85
LAB*LABa	54.19	-5.13	45.87
LAB*TCHa	25.01	46.16	96.39

relative CIELAB lab*

lab*lab	0.467	-0.055	0.497
lab*tch	0.25	0.5	0.268
lab*nch	0.5	0.5	0.268

relative Natural Colour (NC)

lab*lrj	0.467	-0.048	0.497
lab*tce	0.25	0.5	0.266
lab*nce	0.5	0.5	j06g

relative Inform. Technology (IT)

olvi3*	0.0	0.0	0.0	(1.0)
cmyn3*	1.0	1.0	1.0	(0.0)
olvi4*	1.0	1.0	1.0	0.0
cmyn4*	0.0	0.0	0.0	1.0

standard and adapted CIELAB

LAB*LAB	18.02	0.5	-0.46
LAB*LABa	18.02	0.0	0.0
LAB*TCHa	0.01	0.01	-

relative CIELAB lab*

lab*lab	0.0	0.0	0.0
lab*tch	0.0	0.0	-
lab*nch	1.0	0.0	-

relative Natural Colour (NC)

lab*lrj	0.0	0.0	0.0
lab*tce	0.0	0.0	-
lab*nce	1.0	0.0	-

relative Inform. Technology (IT)

olvi3*	1.0	1.0	0.0	(1.0)
cmyn3*	0.0	0.0	1.0	(0.0)
olvi4*	1.0	1.0	0.0	1.0
cmyn4*	0.0	0.0	1.0	0.0

standard and adapted CIELAB

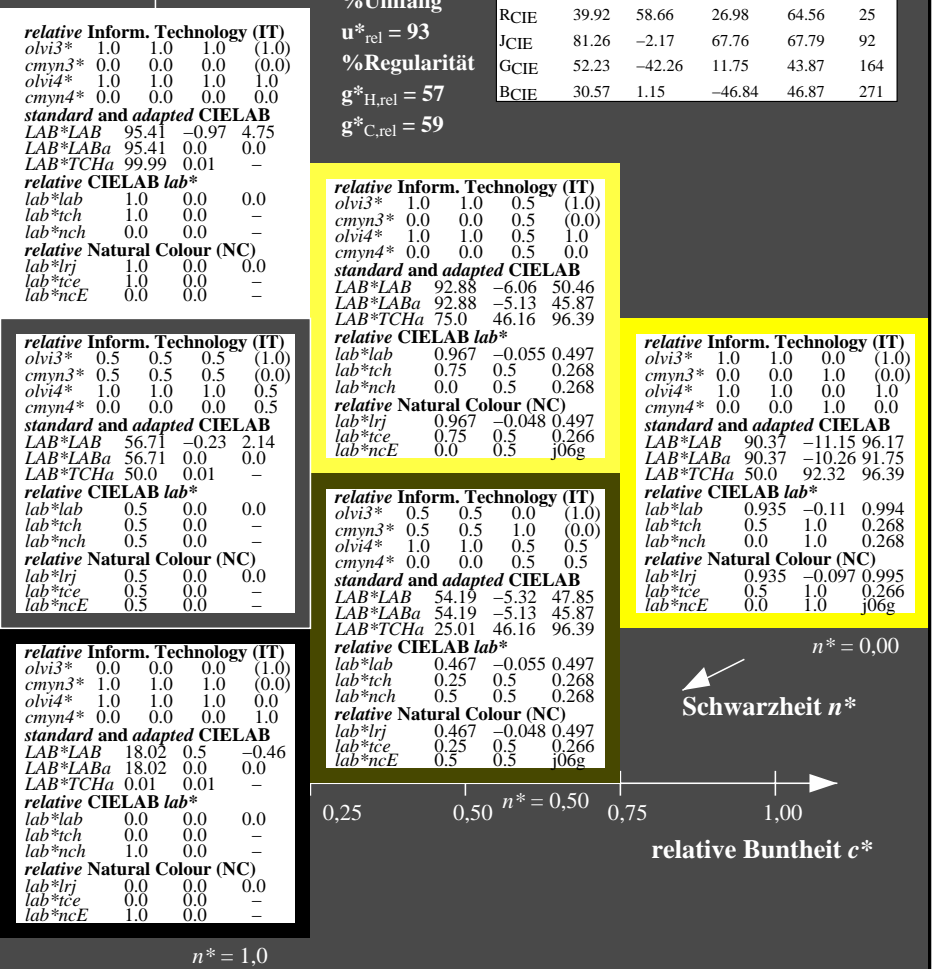
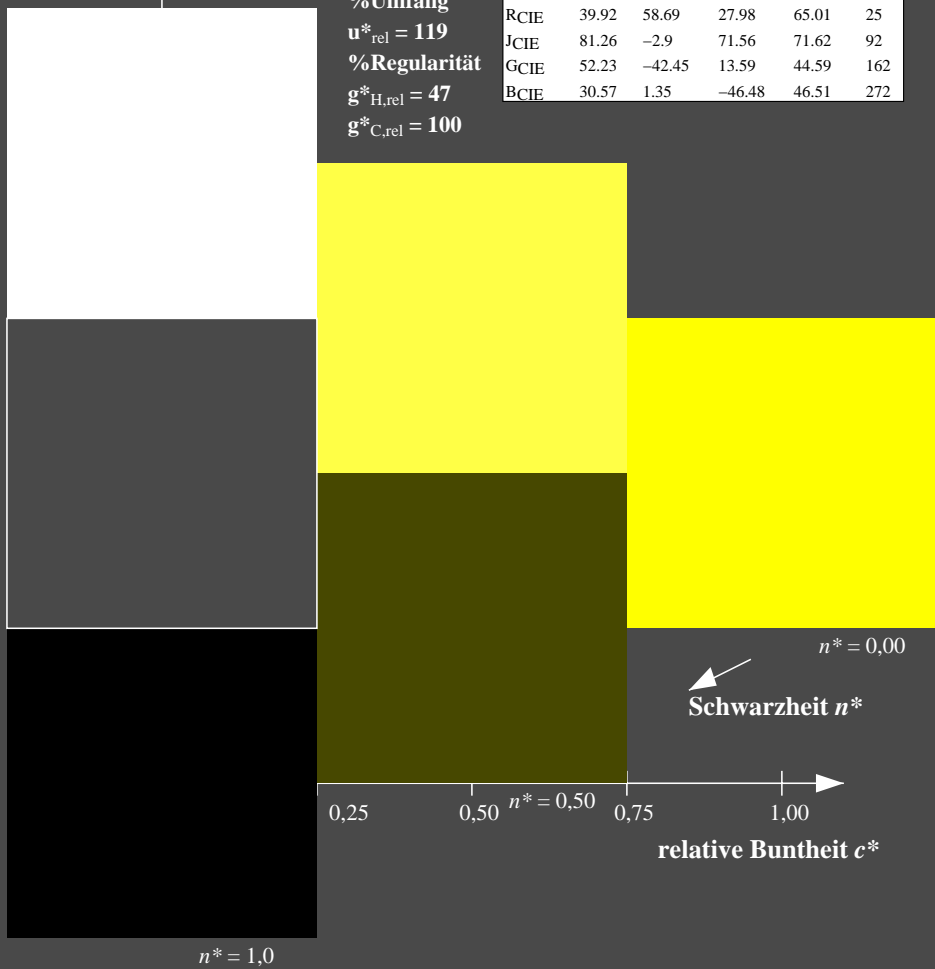
LAB*LAB	90.37	-11.15	96.17
LAB*LABa	90.37	-10.26	91.75
LAB*TCHa	50.0	92.32	96.39

relative CIELAB lab*

lab*lab	0.935	-0.11	0.994
lab*tch	0.5	1.0	0.268
lab*nch	0.0	1.0	0.268

relative Natural Colour (NC)

lab*lrj	0.935	-0.097	0.995
lab*tce	0.5	1.0	0.266
lab*nce	0.0	1.0	j06g



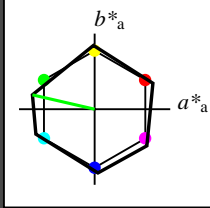
Siehe ähnliche Dateien: <http://www.ps.bam.de/TG07/>
 Technische Information: <http://www.ps.bam.de> Version 2.1, io=1,1, CIEXYZ

BAM-Registrierung: 20060101-TG07/10S/S07G01FP.PS/.PDF BAM-Material: Code=rh4ta
 Anwendung für Beurteilung und Messung von Drucker- oder Monitorsystemen, Yr=2.5, XYZ
 /TG07/ Form: 2/10, Serie: 1/1, Seite: 2 Seite: hung 2

Eingabe: Farbmétrisches Reflexions-System NRS11

für Buntton $h^* = lab^*h = 167/360 = 0.464$
 lab^*tch und lab^*nch

D65: Buntton G
 LCH*Ma: 53 84 167
 olv*Ma: 0.0 1.0 0.0
 Dreiecks-Helligkeit t^*



NRS11; adaptierte CIELAB-Daten

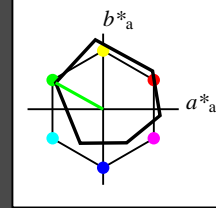
	$L^*=L^*_a$	a^*_a	b^*_a	$C^*_{ab,a}$	$h^*_{ab,a}$
RMa	53.2	77.06	34.32	84.36	24
JMa	53.2	-1.51	84.38	84.39	91
GMa	53.2	-82.27	18.98	84.44	167
G50BMa	53.2	-77.72	-32.98	84.44	203
BMa	53.2	4.37	-84.28	84.41	273
B50RMa	53.2	69.09	-48.41	84.37	325
NMa	10.99	0.0	0.0	0.0	0
WMa	95.41	0.0	0.0	0.0	0
RCIE	39.92	58.69	27.98	65.01	25
JCIE	81.26	-2.9	71.56	71.62	92
GCIE	52.23	-42.45	13.59	44.59	162
BCIE	30.57	1.35	-46.48	46.51	272

%Umfang
 $u^*_{rel} = 119$
 %Regularität
 $g^*_{H,rel} = 47$
 $g^*_{C,rel} = 100$

Ausgabe: Farbmétrisches Reflexions-System ORS18

für Buntton $h^* = lab^*h = 151/360 = 0.419$
 lab^*tch und lab^*nch

D65: Buntton L
 LCH*Ma: 51 72 151
 olv*Ma: 0.0 1.0 0.0
 Dreiecks-Helligkeit t^*



ORS18; adaptierte CIELAB-Daten

	$L^*=L^*_a$	a^*_a	b^*_a	$C^*_{ab,a}$	$h^*_{ab,a}$
OMa	47.94	65.37	50.52	82.62	38
YMa	90.37	-10.27	91.77	92.34	96
LMa	50.9	-62.79	34.95	71.87	151
CMa	58.62	-30.35	-45.01	54.3	236
VMa	25.71	31.11	-44.42	54.24	305
MMa	48.13	75.27	-8.35	75.73	354
NMa	18.01	0.0	0.0	0.0	0
WMa	95.41	0.0	0.0	0.0	0
RCIE	39.92	58.66	26.98	64.56	25
JCIE	81.26	-2.17	67.76	67.79	92
GCIE	52.23	-42.26	11.75	43.87	164
BCIE	30.57	1.15	-46.84	46.87	271

%Umfang
 $u^*_{rel} = 93$
 %Regularität
 $g^*_{H,rel} = 57$
 $g^*_{C,rel} = 59$

relative Inform. Technology (IT)

olvi3*	1.0	1.0	1.0	(1.0)
cmyn3*	0.0	0.0	0.0	(0.0)
olvi4*	1.0	1.0	1.0	1.0
cmyn4*	0.0	0.0	0.0	0.0

standard and adapted CIELAB

LAB*LAB	95.41	-0.97	4.75
LAB*LABa	95.41	0.0	0.0
LAB*TCHa	99.99	0.01	-

relative CIELAB lab*

lab*lab	1.0	0.0	0.0
lab*tch	1.0	0.0	-
lab*nch	0.0	0.0	-

relative Natural Colour (NC)

lab*lrj	1.0	0.0	0.0
lab*tce	1.0	0.0	-
lab*nce	0.0	0.0	-

relative Inform. Technology (IT)

olvi3*	0.5	1.0	0.5	(1.0)
cmyn3*	0.5	0.0	0.5	(0.0)
olvi4*	0.5	1.0	0.5	1.0
cmyn4*	0.5	0.0	0.5	0.0

standard and adapted CIELAB

LAB*LAB	73.15	-31.94	20.73
LAB*LABa	73.15	-31.38	17.47
LAB*TCHa	75.0	35.93	150.91

relative CIELAB lab*

lab*lab	0.712	-0.436	0.243
lab*tch	0.75	0.5	0.419
lab*nch	0.0	0.5	0.419

relative Natural Colour (NC)

lab*lrj	0.712	-0.478	0.144
lab*tce	0.75	0.5	0.453
lab*nce	0.0	0.5	j81g

relative Inform. Technology (IT)

olvi3*	0.5	0.5	0.5	(1.0)
cmyn3*	0.5	0.5	0.5	(0.0)
olvi4*	1.0	1.0	1.0	0.5
cmyn4*	0.0	0.0	0.0	0.5

standard and adapted CIELAB

LAB*LAB	56.71	-0.23	2.14
LAB*LABa	56.71	0.0	0.0
LAB*TCHa	50.0	0.01	-

relative CIELAB lab*

lab*lab	0.5	0.0	0.0
lab*tch	0.5	0.0	-
lab*nch	0.5	0.0	-

relative Natural Colour (NC)

lab*lrj	0.5	0.0	0.0
lab*tce	0.5	0.0	-
lab*nce	0.5	0.0	-

relative Inform. Technology (IT)

olvi3*	0.0	0.5	0.0	(1.0)
cmyn3*	0.25	0.5	1.0	(0.0)
olvi4*	0.5	1.0	0.5	0.5
cmyn4*	0.5	0.0	0.5	0.5

standard and adapted CIELAB

LAB*LAB	34.46	-31.2	18.11
LAB*LABa	34.46	-31.38	17.47
LAB*TCHa	25.01	35.93	150.91

relative CIELAB lab*

lab*lab	0.213	-0.436	0.243
lab*tch	0.25	0.5	0.419
lab*nch	0.5	0.5	0.419

relative Natural Colour (NC)

lab*lrj	0.213	-0.478	0.144
lab*tce	0.25	0.5	0.453
lab*nce	0.5	0.5	j81g

relative Inform. Technology (IT)

olvi3*	0.0	0.0	0.0	(1.0)
cmyn3*	1.0	1.0	1.0	(0.0)
olvi4*	1.0	1.0	1.0	0.0
cmyn4*	0.0	0.0	0.0	1.0

standard and adapted CIELAB

LAB*LAB	18.02	0.5	-0.46
LAB*LABa	18.02	0.0	0.0
LAB*TCHa	0.01	0.01	-

relative CIELAB lab*

lab*lab	0.0	0.0	0.0
lab*tch	0.0	0.0	-
lab*nch	1.0	0.0	-

relative Natural Colour (NC)

lab*lrj	0.0	0.0	0.0
lab*tce	0.0	0.0	-
lab*nce	1.0	0.0	-

relative Inform. Technology (IT)

olvi3*	0.0	1.0	0.0	(1.0)
cmyn3*	1.0	0.0	1.0	(0.0)
olvi4*	0.0	1.0	0.0	1.0
cmyn4*	1.0	0.0	1.0	0.0

standard and adapted CIELAB

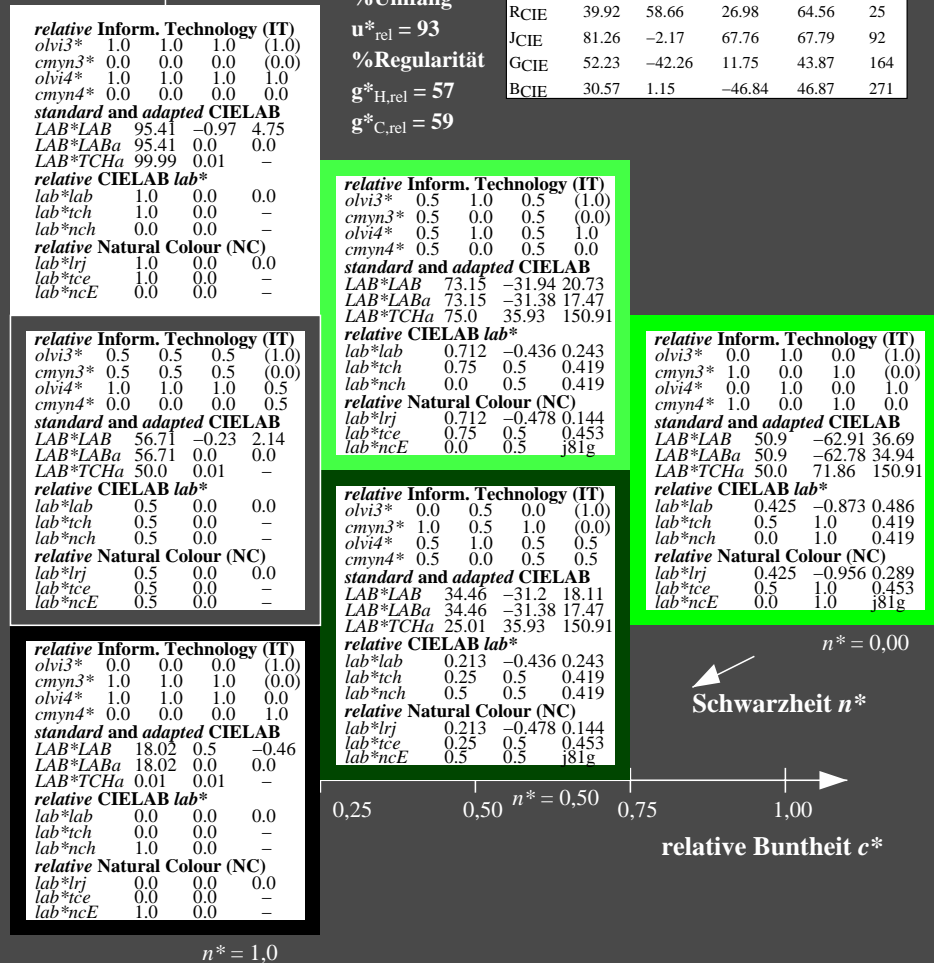
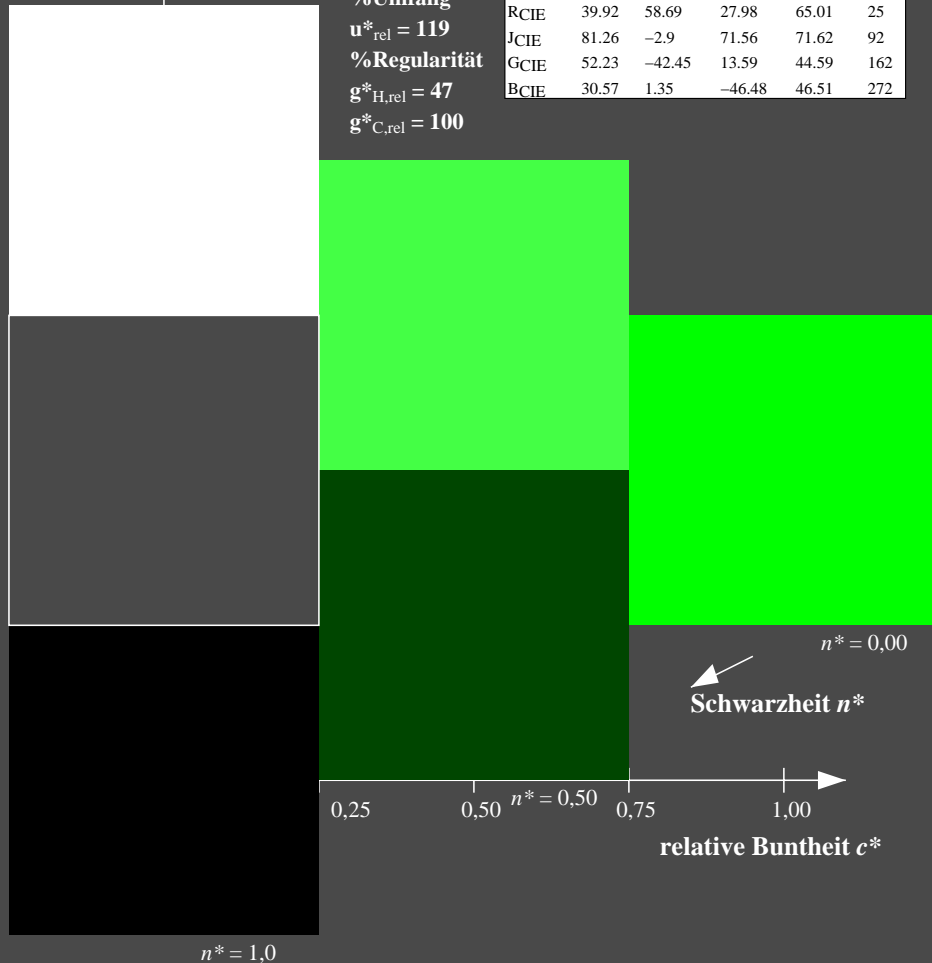
LAB*LAB	50.9	-62.91	36.69
LAB*LABa	50.9	-62.78	34.94
LAB*TCHa	50.0	71.86	150.91

relative CIELAB lab*

lab*lab	0.425	-0.873	0.486
lab*tch	0.5	1.0	0.419
lab*nch	0.0	1.0	0.419

relative Natural Colour (NC)

lab*lrj	0.425	-0.956	0.289
lab*tce	0.5	1.0	0.453
lab*nce	0.0	1.0	j81g



TG070-7, 3 stufige Reihen für konstanten CIELAB Buntton 167/360 = 0.464 (links)

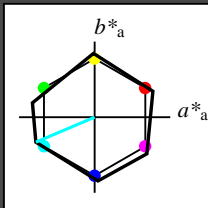
3 stufige Reihen für konstanten CIELAB Buntton 151/360 = 0.419 (rechts)

Eingabe: Farbmatisches Reflexions-System NRS11

für Buntton $h^* = lab^*h = 203/360 = 0.564$
 lab^*tch und lab^*nch

D65: Buntton G50B
 LCH*Ma: 53 84 203
 olv*Ma: 0.0 1.0 1.0

Dreiecks-Helligkeit t^*



NRS11; adaptierte CIELAB-Daten

	$L^*=L^*_a$	a^*_a	b^*_a	$C^*_{ab,a}$	$h^*_{ab,a}$
RMa	53.2	77.06	34.32	84.36	24
JMa	53.2	-1.51	84.38	84.39	91
GMa	53.2	-82.27	18.98	84.44	167
G50BMa	53.2	-77.72	-32.98	84.44	203
BMa	53.2	4.37	-84.28	84.41	273
B50RMa	53.2	69.09	-48.41	84.37	325
NMa	10.99	0.0	0.0	0.0	0
WMa	95.41	0.0	0.0	0.0	0
RCIE	39.92	58.69	27.98	65.01	25
JCIE	81.26	-2.9	71.56	71.62	92
GCIE	52.23	-42.45	13.59	44.59	162
BCIE	30.57	1.35	-46.48	46.51	272

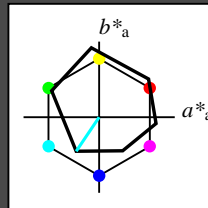
%Umfang
 $u^*_{rel} = 119$
 %Regularität
 $g^*_{H,rel} = 47$
 $g^*_{C,rel} = 100$

Ausgabe: Farbmatisches Reflexions-System ORS18

für Buntton $h^* = lab^*h = 236/360 = 0.656$
 lab^*tch und lab^*nch

D65: Buntton C
 LCH*Ma: 59 54 236
 olv*Ma: 0.0 1.0 1.0

Dreiecks-Helligkeit t^*



ORS18; adaptierte CIELAB-Daten

	$L^*=L^*_a$	a^*_a	b^*_a	$C^*_{ab,a}$	$h^*_{ab,a}$
OMa	47.94	65.37	50.52	82.62	38
YMa	90.37	-10.27	91.77	92.34	96
LMa	50.9	-62.79	34.95	71.87	151
CMa	58.62	-30.35	-45.01	54.3	236
VMa	25.71	31.11	-44.42	54.24	305
MMa	48.13	75.27	-8.35	75.73	354
NMa	18.01	0.0	0.0	0.0	0
WMa	95.41	0.0	0.0	0.0	0
RCIE	39.92	58.66	26.98	64.56	25
JCIE	81.26	-2.17	67.76	67.79	92
GCIE	52.23	-42.26	11.75	43.87	164
BCIE	30.57	1.15	-46.84	46.87	271

%Umfang
 $u^*_{rel} = 93$
 %Regularität
 $g^*_{H,rel} = 57$
 $g^*_{C,rel} = 59$

relative Inform. Technology (IT)
 $olvi3^* \ 1.0 \ 1.0 \ 1.0 \ (1.0)$
 $cmyn3^* \ 0.0 \ 0.0 \ 0.0 \ (0.0)$
 $olvi4^* \ 1.0 \ 1.0 \ 1.0 \ 1.0$
 $cmyn4^* \ 0.0 \ 0.0 \ 0.0 \ 0.0$

standard and adapted CIELAB
 $LAB^*LAB \ 95.41 \ -0.97 \ 4.75$
 $LAB^*LABa \ 95.41 \ 0.0 \ 0.0$
 $LAB^*TCHa \ 99.99 \ 0.01 \ -$

relative CIELAB lab*
 $lab^*lab \ 1.0 \ 0.0 \ 0.0$
 $lab^*tch \ 1.0 \ 0.0 \ -$
 $lab^*nch \ 0.0 \ 0.0 \ -$

relative Natural Colour (NC)
 $lab^*lrj \ 1.0 \ 0.0 \ 0.0$
 $lab^*tce \ 1.0 \ 0.0 \ -$
 $lab^*nce \ 0.0 \ 0.0 \ -$

relative Inform. Technology (IT)
 $olvi3^* \ 0.5 \ 0.5 \ 0.5 \ (1.0)$
 $cmyn3^* \ 0.5 \ 0.5 \ 0.5 \ (0.0)$
 $olvi4^* \ 1.0 \ 1.0 \ 1.0 \ 0.5$
 $cmyn4^* \ 0.0 \ 0.0 \ 0.0 \ 0.5$

standard and adapted CIELAB
 $LAB^*LAB \ 56.71 \ -0.23 \ 2.14$
 $LAB^*LABa \ 56.71 \ 0.0 \ 0.0$
 $LAB^*TCHa \ 50.0 \ 0.01 \ -$

relative CIELAB lab*
 $lab^*lab \ 0.5 \ 0.0 \ 0.0$
 $lab^*tch \ 0.5 \ 0.0 \ -$
 $lab^*nch \ 0.5 \ 0.0 \ -$

relative Natural Colour (NC)
 $lab^*lrj \ 0.5 \ 0.0 \ 0.0$
 $lab^*tce \ 0.5 \ 0.0 \ -$
 $lab^*nce \ 0.5 \ 0.0 \ -$

relative Inform. Technology (IT)
 $olvi3^* \ 0.0 \ 0.0 \ 0.0 \ (1.0)$
 $cmyn3^* \ 1.0 \ 1.0 \ 1.0 \ (0.0)$
 $olvi4^* \ 1.0 \ 1.0 \ 1.0 \ 0.0$
 $cmyn4^* \ 0.0 \ 0.0 \ 0.0 \ 1.0$

standard and adapted CIELAB
 $LAB^*LAB \ 18.02 \ 0.5 \ -0.46$
 $LAB^*LABa \ 18.02 \ 0.0 \ 0.0$
 $LAB^*TCHa \ 0.01 \ 0.01 \ -$

relative CIELAB lab*
 $lab^*lab \ 0.0 \ 0.0 \ 0.0$
 $lab^*tch \ 0.0 \ 0.0 \ -$
 $lab^*nch \ 1.0 \ 0.0 \ -$

relative Natural Colour (NC)
 $lab^*lrj \ 0.0 \ 0.0 \ 0.0$
 $lab^*tce \ 0.0 \ 0.0 \ -$
 $lab^*nce \ 1.0 \ 0.0 \ -$

relative Inform. Technology (IT)
 $olvi3^* \ 0.5 \ 1.0 \ 1.0 \ (1.0)$
 $cmyn3^* \ 0.5 \ 0.0 \ 0.0 \ (0.0)$
 $olvi4^* \ 0.5 \ 1.0 \ 1.0 \ 1.0$
 $cmyn4^* \ 0.5 \ 0.0 \ 0.0 \ 0.0$

standard and adapted CIELAB
 $LAB^*LAB \ 77.01 \ -15.79 \ -18.98$
 $LAB^*LABa \ 77.01 \ -15.16 \ -22.5$
 $LAB^*TCHa \ 75.0 \ 27.15 \ 236.01$

relative CIELAB lab*
 $lab^*lab \ 0.762 \ -0.278 \ -0.413$
 $lab^*tch \ 0.75 \ 0.5 \ 0.656$
 $lab^*nch \ 0.0 \ 0.5 \ 0.656$

relative Natural Colour (NC)
 $lab^*lrj \ 0.762 \ -0.247 \ -0.433$
 $lab^*tce \ 0.75 \ 0.5 \ 0.667$
 $lab^*nce \ 0.0 \ 0.5 \ g66b$

relative Inform. Technology (IT)
 $olvi3^* \ 0.0 \ 0.5 \ 0.5 \ (1.0)$
 $cmyn3^* \ 1.0 \ 0.5 \ 0.5 \ (0.0)$
 $olvi4^* \ 0.5 \ 1.0 \ 1.0 \ 0.5$
 $cmyn4^* \ 0.5 \ 0.0 \ 0.0 \ 0.5$

standard and adapted CIELAB
 $LAB^*LAB \ 38.32 \ -15.05 \ -21.59$
 $LAB^*LABa \ 38.32 \ -15.16 \ -22.5$
 $LAB^*TCHa \ 25.01 \ 27.15 \ 236.01$

relative CIELAB lab*
 $lab^*lab \ 0.262 \ -0.278 \ -0.413$
 $lab^*tch \ 0.25 \ 0.5 \ 0.656$
 $lab^*nch \ 0.5 \ 0.5 \ 0.656$

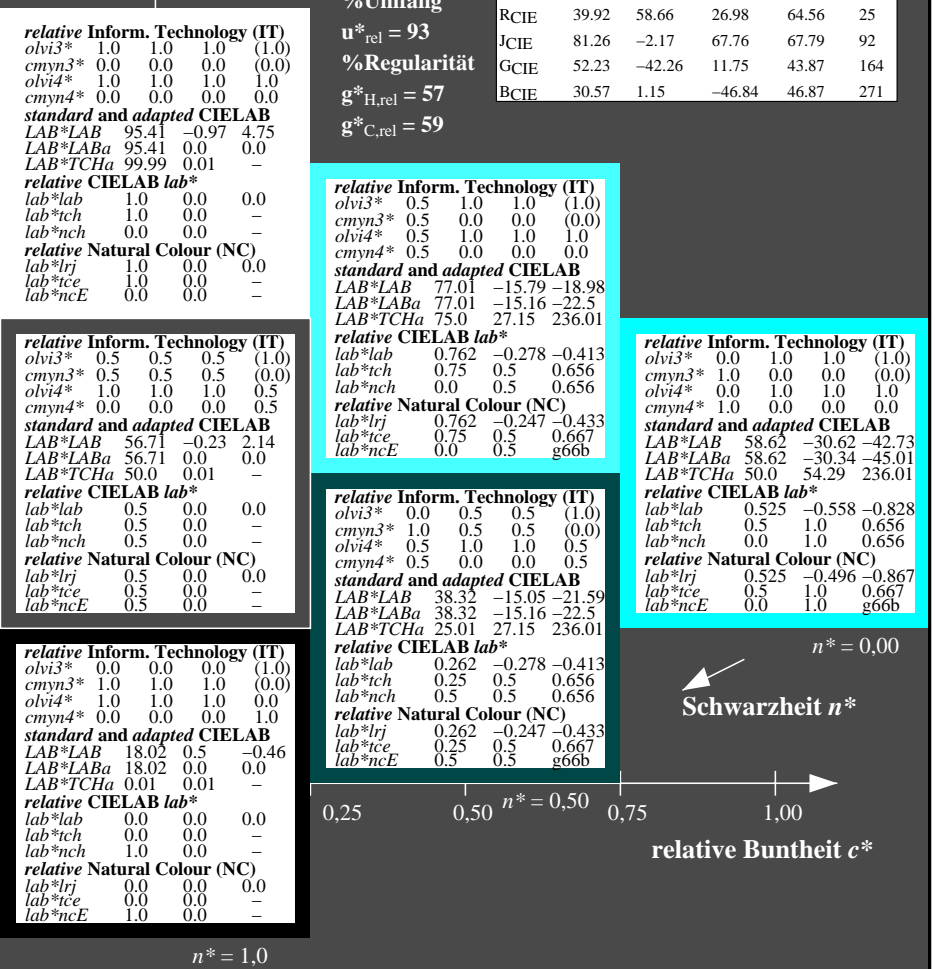
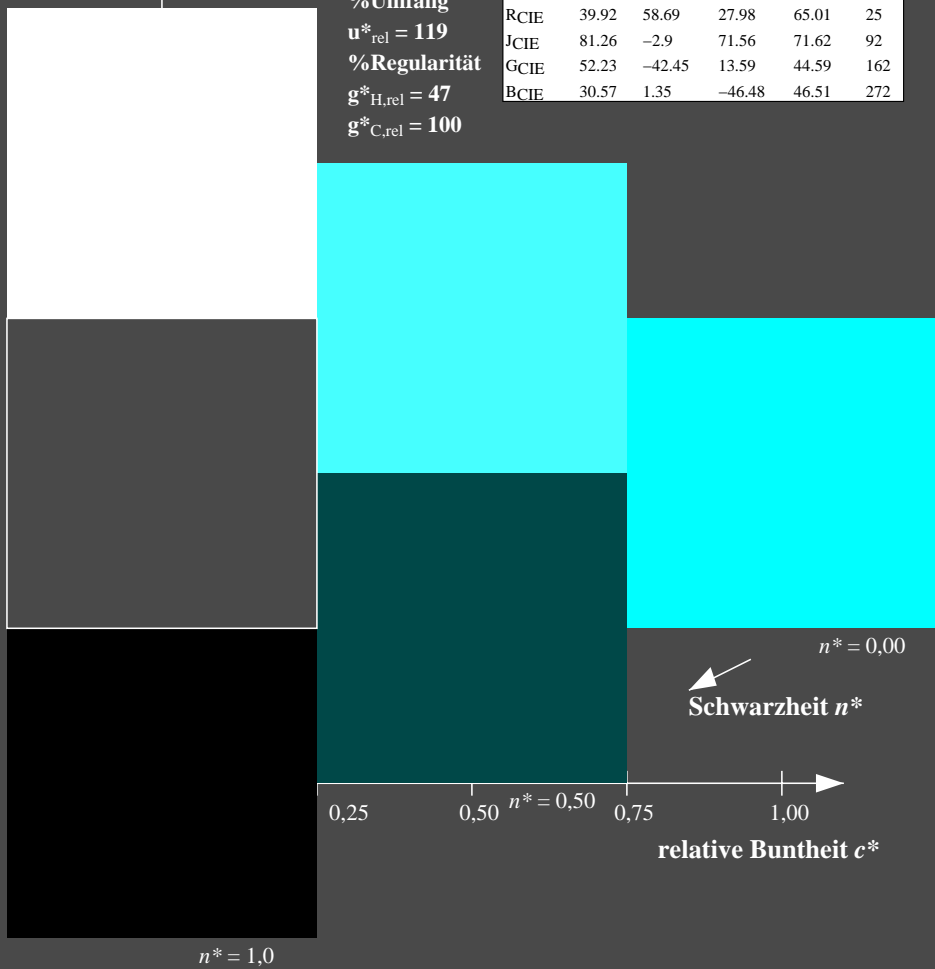
relative Natural Colour (NC)
 $lab^*lrj \ 0.262 \ -0.247 \ -0.433$
 $lab^*tce \ 0.25 \ 0.5 \ 0.667$
 $lab^*nce \ 0.5 \ 0.5 \ g66b$

relative Inform. Technology (IT)
 $olvi3^* \ 0.0 \ 1.0 \ 1.0 \ (1.0)$
 $cmyn3^* \ 1.0 \ 0.0 \ 0.0 \ (0.0)$
 $olvi4^* \ 0.0 \ 1.0 \ 1.0 \ 1.0$
 $cmyn4^* \ 1.0 \ 0.0 \ 0.0 \ 0.0$

standard and adapted CIELAB
 $LAB^*LAB \ 58.62 \ -30.62 \ -42.73$
 $LAB^*LABa \ 58.62 \ -30.34 \ -45.01$
 $LAB^*TCHa \ 50.0 \ 54.29 \ 236.01$

relative CIELAB lab*
 $lab^*lab \ 0.525 \ -0.558 \ -0.828$
 $lab^*tch \ 0.5 \ 1.0 \ 0.656$
 $lab^*nch \ 0.0 \ 1.0 \ 0.656$

relative Natural Colour (NC)
 $lab^*lrj \ 0.525 \ -0.496 \ -0.867$
 $lab^*tce \ 0.5 \ 1.0 \ 0.667$
 $lab^*nce \ 0.0 \ 1.0 \ g66b$



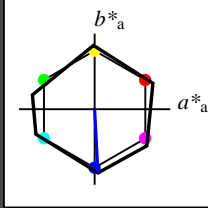
Siehe ähnliche Dateien: <http://www.ps.bam.de/TG07/>
 Technische Information: <http://www.ps.bam.de> Version 2.1, io=1,1, CIEXYZ

BAM-Registrierung: 20060101-TG07/10S/S07G03FP.PS/.PDF BAM-Material: Code=rh4ta
 Anwendung für Beurteilung und Messung von Drucker- oder Monitorssystemen, Yr=2.5, XYZ
 /TG07/ Form: 4/10, Serie: 1/1, Seite: 4 Seite: hung 4

Eingabe: Farbmatisches Reflexions-System NRS11

für Buntton $h^* = lab^*h = 273/360 = 0.758$
 lab^*tch und lab^*nch


D65: Buntton B
 LCH*Ma: 53 84 273
 olv*Ma: 0.0 0.0 1.0
 Dreiecks-Helligkeit t^*



NRS11; adaptierte CIELAB-Daten

	$L^*=L^*_a$	a^*_a	b^*_a	$C^*_{ab,a}$	$h^*_{ab,a}$
RMa	53.2	77.06	34.32	84.36	24
JMa	53.2	-1.51	84.38	84.39	91
GMa	53.2	-82.27	18.98	84.44	167
G50BMa	53.2	-77.72	-32.98	84.44	203
BMa	53.2	4.37	-84.28	84.41	273
B50RMa	53.2	69.09	-48.41	84.37	325
NMa	10.99	0.0	0.0	0.0	0
WMa	95.41	0.0	0.0	0.0	0
RCIE	39.92	58.69	27.98	65.01	25
JCIE	81.26	-2.9	71.56	71.62	92
GCIE	52.23	-42.45	13.59	44.59	162
BCIE	30.57	1.35	-46.48	46.51	272

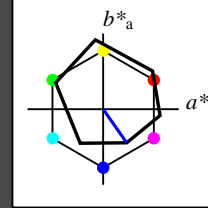
%Umfang
 $u^*_{rel} = 119$
 %Regularität
 $g^*_{H,rel} = 47$
 $g^*_{C,rel} = 100$



Ausgabe: Farbmatisches Reflexions-System ORS18

für Buntton $h^* = lab^*h = 305/360 = 0.847$
 lab^*tch und lab^*nch

D65: Buntton V
 LCH*Ma: 26 54 305
 olv*Ma: 0.0 0.0 1.0
 Dreiecks-Helligkeit t^*



ORS18; adaptierte CIELAB-Daten

	$L^*=L^*_a$	a^*_a	b^*_a	$C^*_{ab,a}$	$h^*_{ab,a}$
OMa	47.94	65.37	50.52	82.62	38
YMa	90.37	-10.27	91.77	92.34	96
LMa	50.9	-62.79	34.95	71.87	151
CMa	58.62	-30.35	-45.01	54.3	236
VMa	25.71	31.11	-44.42	54.24	305
MMa	48.13	75.27	-8.35	75.73	354
NMa	18.01	0.0	0.0	0.0	0
WMa	95.41	0.0	0.0	0.0	0
RCIE	39.92	58.66	26.98	64.56	25
JCIE	81.26	-2.17	67.76	67.79	92
GCIE	52.23	-42.26	11.75	43.87	164
BCIE	30.57	1.15	-46.84	46.87	271

%Umfang
 $u^*_{rel} = 93$
 %Regularität
 $g^*_{H,rel} = 57$
 $g^*_{C,rel} = 59$

relative Inform. Technology (IT)

olvi3*	1.0	1.0	1.0	(1.0)
cmyn3*	0.0	0.0	0.0	(0.0)
olvi4*	1.0	1.0	1.0	1.0
cmyn4*	0.0	0.0	0.0	0.0

standard and adapted CIELAB

LAB*LAB	95.41	-0.97	4.75
LAB*LABa	95.41	0.0	0.0
LAB*TCHa	99.99	0.01	-

relative CIELAB lab*

lab*lab	1.0	0.0	0.0
lab*tch	1.0	0.0	-
lab*nch	0.0	0.0	-

relative Natural Colour (NC)

lab*lrj	1.0	0.0	0.0
lab*tce	1.0	0.0	-
lab*nce	0.0	0.0	-

relative Inform. Technology (IT)

olvi3*	0.5	0.5	1.0	(1.0)
cmyn3*	0.5	0.5	0.0	(0.0)
olvi4*	0.5	0.5	1.0	1.0
cmyn4*	0.5	0.5	0.0	0.0

standard and adapted CIELAB

LAB*LAB	60.56	15.24	-19.79
LAB*LABa	60.56	15.55	-22.2
LAB*TCHa	75.0	27.11	305.0

relative CIELAB lab*

lab*lab	0.55	0.287	-0.408
lab*tch	0.75	0.5	0.847
lab*nch	0.0	0.5	0.847

relative Natural Colour (NC)

lab*lrj	0.55	0.225	-0.446
lab*tce	0.75	0.5	0.824
lab*nce	0.0	0.5	b29r

relative Inform. Technology (IT)

olvi3*	0.5	0.5	0.5	(1.0)
cmyn3*	0.5	0.5	0.5	(0.0)
olvi4*	1.0	1.0	1.0	0.5
cmyn4*	0.0	0.0	0.0	0.5

standard and adapted CIELAB

LAB*LAB	56.71	-0.23	2.14
LAB*LABa	56.71	0.0	0.0
LAB*TCHa	50.0	0.01	-

relative CIELAB lab*

lab*lab	0.5	0.0	0.0
lab*tch	0.5	0.0	-
lab*nch	0.5	0.0	-

relative Natural Colour (NC)

lab*lrj	0.5	0.0	0.0
lab*tce	0.5	0.0	-
lab*nce	0.5	0.0	-

relative Inform. Technology (IT)

olvi3*	0.0	0.0	0.5	(1.0)
cmyn3*	1.0	1.0	0.5	(0.0)
olvi4*	0.5	0.5	1.0	0.5
cmyn4*	0.5	0.5	0.0	0.5

standard and adapted CIELAB

LAB*LAB	21.87	15.98	-22.4
LAB*LABa	21.87	15.55	-22.2
LAB*TCHa	25.01	27.11	305.0

relative CIELAB lab*

lab*lab	0.05	0.287	-0.408
lab*tch	0.25	0.5	0.847
lab*nch	0.5	0.5	0.847

relative Natural Colour (NC)

lab*lrj	0.05	0.225	-0.446
lab*tce	0.25	0.5	0.824
lab*nce	0.5	0.5	b29r

relative Inform. Technology (IT)

olvi3*	0.0	0.0	0.0	(1.0)
cmyn3*	1.0	1.0	1.0	(0.0)
olvi4*	1.0	1.0	1.0	0.0
cmyn4*	0.0	0.0	0.0	1.0

standard and adapted CIELAB

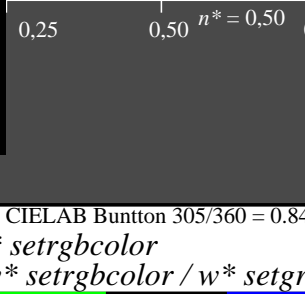
LAB*LAB	18.02	0.5	-0.46
LAB*LABa	18.02	0.0	0.0
LAB*TCHa	0.01	0.01	-

relative CIELAB lab*

lab*lab	0.0	0.0	0.0
lab*tch	0.0	0.0	-
lab*nch	1.0	0.0	-

relative Natural Colour (NC)

lab*lrj	0.0	0.0	0.0
lab*tce	0.0	0.0	-
lab*nce	1.0	0.0	-



relative Inform. Technology (IT)

olvi3*	0.0	0.0	1.0	(1.0)
cmyn3*	1.0	1.0	0.0	(0.0)
olvi4*	0.0	0.0	1.0	1.0
cmyn4*	1.0	1.0	0.0	0.0

standard and adapted CIELAB

LAB*LAB	25.72	31.46	-44.36
LAB*LABa	25.72	31.1	-44.41
LAB*TCHa	50.0	54.23	305.0

relative CIELAB lab*

lab*lab	0.1	0.573	-0.818
lab*tch	0.5	1.0	0.847
lab*nch	0.0	1.0	0.847

relative Natural Colour (NC)

lab*lrj	0.1	0.449	-0.892
lab*tce	0.5	1.0	0.824
lab*nce	0.0	1.0	b29r

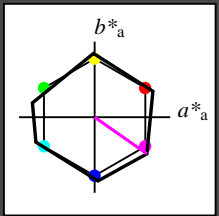
BAM-Registrierung: 20060101-TG07/10S/S07G04FP.PS/.PDF BAM-Material: Code=rh4ta
 Anwendung für Beurteilung und Messung von Drucker- oder Monitorssystemen, Yr=2.5, XYZ
 /TG07/ Form: 5/10, Serie: 1/1, Seite: 5 Seite: hung 5

Eingabe: Farbmétrisches Reflexions-System NRS11

für Buntton $h^* = lab^*h = 325/360 = 0.903$
 lab^*tch und lab^*nch

D65: Buntton B50R
 LCH*Ma: 53 84 325
 olv*Ma: 1.0 0.0 1.0

Dreiecks-Helligkeit t^*



NRS11; adaptierte CIELAB-Daten

	$L^*=L^*_a$	a^*_a	b^*_a	$C^*_{ab,a}$	$h^*_{ab,a}$
RMa	53.2	77.06	34.32	84.36	24
JMa	53.2	-1.51	84.38	84.39	91
GMa	53.2	-82.27	18.98	84.44	167
G50BMa	53.2	-77.72	-32.98	84.44	203
BMa	53.2	4.37	-84.28	84.41	273
B50RMa	53.2	69.09	-48.41	84.37	325
NMa	10.99	0.0	0.0	0.0	0
WMa	95.41	0.0	0.0	0.0	0
RCIE	39.92	58.69	27.98	65.01	25
JCIE	81.26	-2.9	71.56	71.62	92
GCIE	52.23	-42.45	13.59	44.59	162
BCIE	30.57	1.35	-46.48	46.51	272

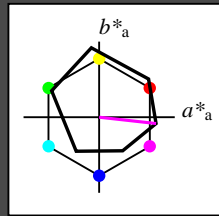
%Umfang
 $u^*_{rel} = 119$
 %Regularität
 $g^*_{H,rel} = 47$
 $g^*_{C,rel} = 100$

Ausgabe: Farbmétrisches Reflexions-System ORS18

für Buntton $h^* = lab^*h = 354/360 = 0.982$
 lab^*tch und lab^*nch

D65: Buntton M
 LCH*Ma: 48 76 354
 olv*Ma: 1.0 0.0 1.0

Dreiecks-Helligkeit t^*



ORS18; adaptierte CIELAB-Daten

	$L^*=L^*_a$	a^*_a	b^*_a	$C^*_{ab,a}$	$h^*_{ab,a}$
OMa	47.94	65.37	50.52	82.62	38
YMa	90.37	-10.27	91.77	92.34	96
LMa	50.9	-62.79	34.95	71.87	151
CMa	58.62	-30.35	-45.01	54.3	236
VMa	25.71	31.11	-44.42	54.24	305
MMa	48.13	75.27	-8.35	75.73	354
NMa	18.01	0.0	0.0	0.0	0
WMa	95.41	0.0	0.0	0.0	0
RCIE	39.92	58.66	26.98	64.56	25
JCIE	81.26	-2.17	67.76	67.79	92
GCIE	52.23	-42.26	11.75	43.87	164
BCIE	30.57	1.15	-46.84	46.87	271

%Umfang
 $u^*_{rel} = 93$
 %Regularität
 $g^*_{H,rel} = 57$
 $g^*_{C,rel} = 59$

relative Inform. Technology (IT)
 $olvi3^* 1.0 1.0 1.0 (1.0)$
 $cmyn3^* 0.0 0.0 0.0 (0.0)$
 $olvi4^* 1.0 1.0 1.0 1.0$
 $cmyn4^* 0.0 0.0 0.0 0.0$

standard and adapted CIELAB
 $LAB^*LAB 95.41 -0.97 4.75$
 $LAB^*LABa 95.41 0.0 0.0$
 $LAB^*TCHa 99.99 0.01 -$

relative CIELAB lab*
 $lab^*lab 1.0 0.0 0.0$
 $lab^*tch 1.0 0.0 -$
 $lab^*nch 0.0 0.0 -$

relative Natural Colour (NC)
 $lab^*lrj 1.0 0.0 0.0$
 $lab^*tce 1.0 0.0 -$
 $lab^*nce 0.0 0.0 -$

relative Inform. Technology (IT)
 $olvi3^* 0.5 0.5 0.5 (1.0)$
 $cmyn3^* 0.5 0.5 0.5 (0.0)$
 $olvi4^* 1.0 1.0 1.0 0.5$
 $cmyn4^* 0.0 0.0 0.0 0.5$

standard and adapted CIELAB
 $LAB^*LAB 56.71 -0.23 2.14$
 $LAB^*LABa 56.71 0.0 0.0$
 $LAB^*TCHa 50.0 0.01 -$

relative CIELAB lab*
 $lab^*lab 0.5 0.0 0.0$
 $lab^*tch 0.5 0.0 -$
 $lab^*nch 0.5 0.0 -$

relative Natural Colour (NC)
 $lab^*lrj 0.5 0.0 0.0$
 $lab^*tce 0.5 0.0 -$
 $lab^*nce 0.5 0.0 -$

relative Inform. Technology (IT)
 $olvi3^* 0.0 0.0 0.0 (1.0)$
 $cmyn3^* 1.0 1.0 1.0 (0.0)$
 $olvi4^* 1.0 1.0 1.0 0.0$
 $cmyn4^* 0.0 0.0 0.0 1.0$

standard and adapted CIELAB
 $LAB^*LAB 18.02 0.5 -0.46$
 $LAB^*LABa 18.02 0.0 0.0$
 $LAB^*TCHa 0.01 0.01 -$

relative CIELAB lab*
 $lab^*lab 0.0 0.0 0.0$
 $lab^*tch 0.0 0.0 -$
 $lab^*nch 1.0 0.0 -$

relative Natural Colour (NC)
 $lab^*lrj 0.0 0.0 0.0$
 $lab^*tce 0.0 0.0 -$
 $lab^*nce 1.0 0.0 -$

relative Inform. Technology (IT)
 $olvi3^* 1.0 0.5 1.0 (1.0)$
 $cmyn3^* 0.0 0.5 0.0 (0.0)$
 $olvi4^* 1.0 0.5 1.0 1.0$
 $cmyn4^* 0.0 0.5 0.0 1.0$

standard and adapted CIELAB
 $LAB^*LAB 71.77 37.1 -1.01$
 $LAB^*LABa 71.77 37.63 -4.17$
 $LAB^*TCHa 75.0 37.86 353.66$

relative CIELAB lab*
 $lab^*lab 0.695 0.497 -0.054$
 $lab^*tch 0.75 0.5 0.982$
 $lab^*nch 0.0 0.5 0.982$

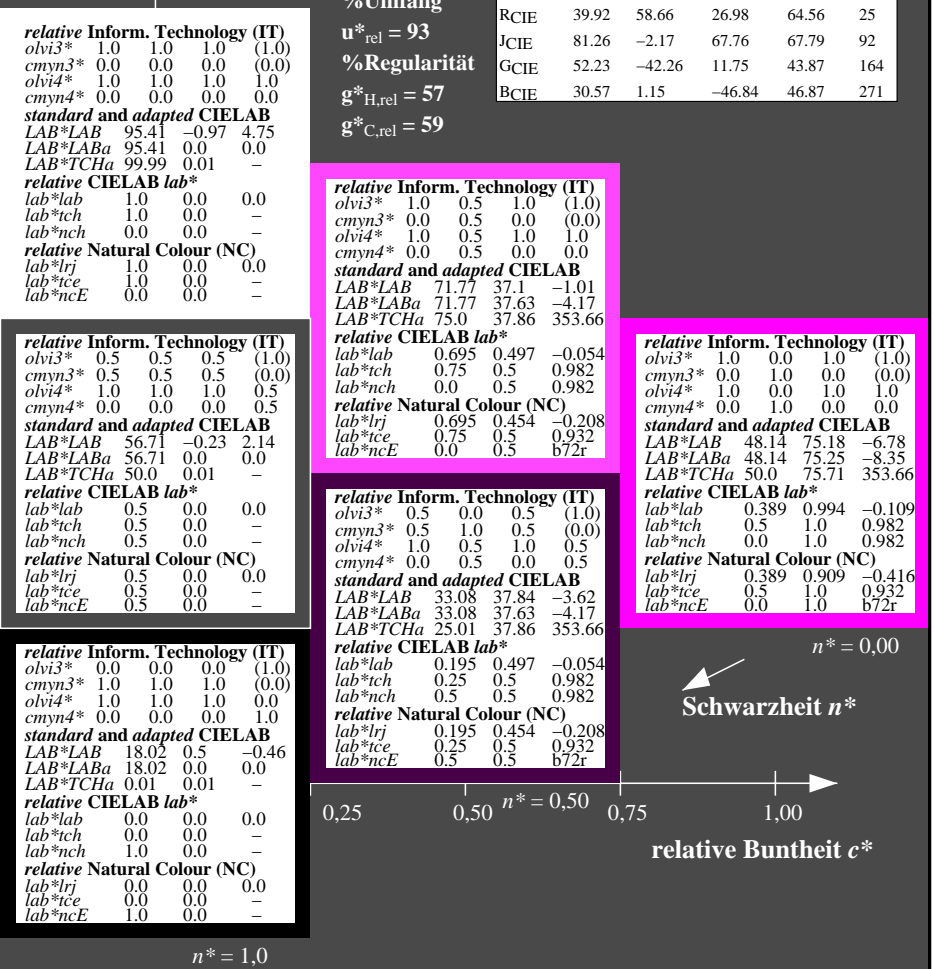
relative Natural Colour (NC)
 $lab^*lrj 0.695 0.454 -0.208$
 $lab^*tce 0.75 0.5 0.932$
 $lab^*nce 0.0 0.5 b72r$

relative Inform. Technology (IT)
 $olvi3^* 0.5 0.0 0.5 (1.0)$
 $cmyn3^* 0.5 1.0 0.5 (0.0)$
 $olvi4^* 1.0 0.5 1.0 0.5$
 $cmyn4^* 0.0 0.5 0.0 0.5$

standard and adapted CIELAB
 $LAB^*LAB 33.08 37.84 -3.62$
 $LAB^*LABa 33.08 37.63 -4.17$
 $LAB^*TCHa 25.01 37.86 353.66$

relative CIELAB lab*
 $lab^*lab 0.195 0.497 -0.054$
 $lab^*tch 0.25 0.5 0.982$
 $lab^*nch 0.5 0.5 0.982$

relative Natural Colour (NC)
 $lab^*lrj 0.195 0.454 -0.208$
 $lab^*tce 0.25 0.5 0.932$
 $lab^*nce 0.5 0.5 b72r$



Siehe ähnliche Dateien: <http://www.ps.bam.de/TG07/>
 Technische Information: <http://www.ps.bam.de> Version 2.1, io=1,1, CIEXYZ

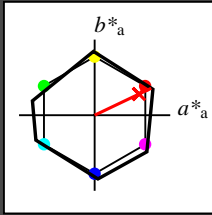
BAM-Registrierung: 20060101-TG07/10S/S07G05FP.PS/.PDF BAM-Material: Code=rh4ta
 Anwendung für Beurteilung und Messung von Drucker- oder Monitorsystemen, Yr=2.5, XYZ
 /TG07/ Form 6/10, Serie: 1/1, Seite: 6 Seite/hung 6

Eingabe: Farbmatisches Reflexions-System NRS11

für Buntton $h^* = lab^*h = 25/360 = 0.071$
 lab^*tch und lab^*nch

D65: Buntton R
 LCH*Ma: 53 83 25
 olv*Ma: 1.0 0.03 0.0

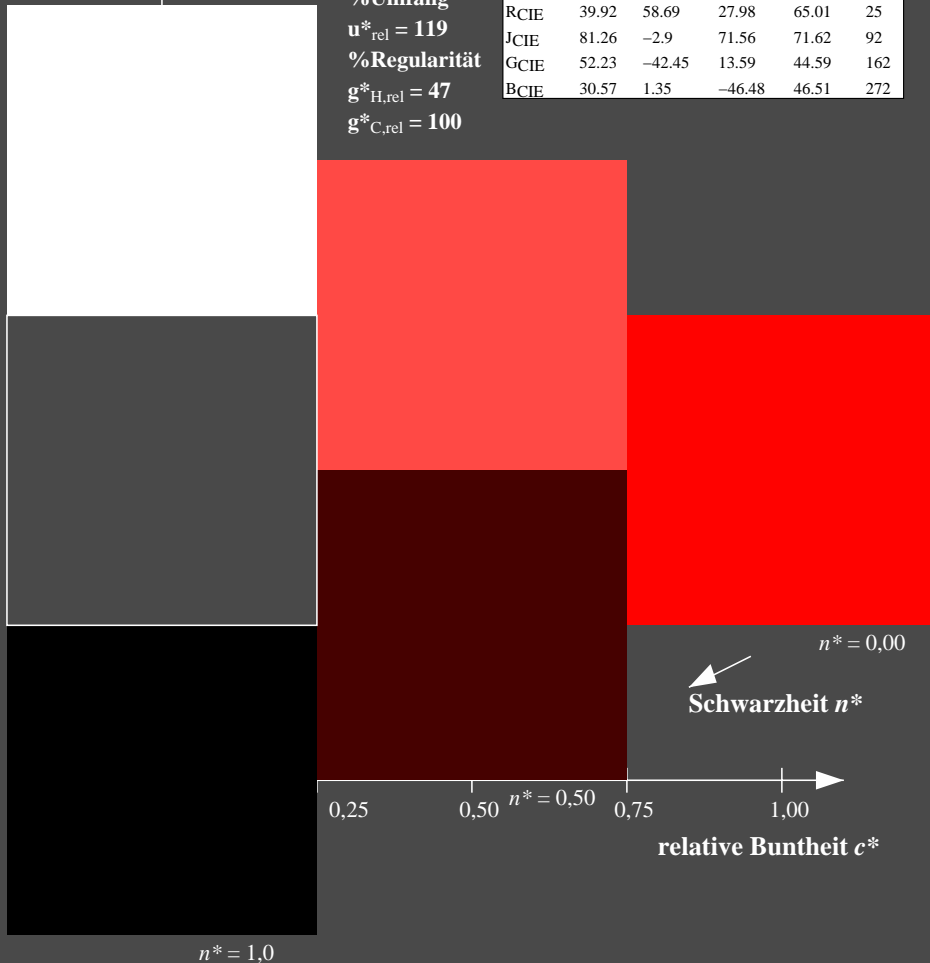
Dreiecks-Helligkeit t^*



NRS11; adaptierte CIELAB-Daten

	$L^*=L^*_a$	a^*_a	b^*_a	$C^*_{ab,a}$	$h^*_{ab,a}$
RMa	53.2	77.06	34.32	84.36	24
JMa	53.2	-1.51	84.38	84.39	91
GMa	53.2	-82.27	18.98	84.44	167
G50BMa	53.2	-77.72	-32.98	84.44	203
BMa	53.2	4.37	-84.28	84.41	273
B50RMa	53.2	69.09	-48.41	84.37	325
NMa	10.99	0.0	0.0	0.0	0
WMa	95.41	0.0	0.0	0.0	0
RCIE	39.92	58.69	27.98	65.01	25
JCIE	81.26	-2.9	71.56	71.62	92
GCIE	52.23	-42.45	13.59	44.59	162
BCIE	30.57	1.35	-46.48	46.51	272

%Umfang
 $u^*_{rel} = 119$
 %Regularität
 $g^*_{H,rel} = 47$
 $g^*_{C,rel} = 100$

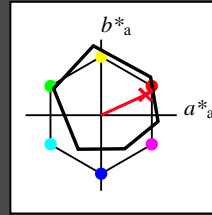


Ausgabe: Farbmatisches Reflexions-System ORS18

für Buntton $h^* = lab^*h = 25/360 = 0.069$
 lab^*tch und lab^*nch

D65: Buntton R
 LCH*Ma: 48 75 25
 olv*Ma: 1.0 0.0 0.32

Dreiecks-Helligkeit t^*



ORS18; adaptierte CIELAB-Daten

	$L^*=L^*_a$	a^*_a	b^*_a	$C^*_{ab,a}$	$h^*_{ab,a}$
OMa	47.94	65.37	50.52	82.62	38
YMa	90.37	-10.27	91.77	92.34	96
LMa	50.9	-62.79	34.95	71.87	151
CMa	58.62	-30.35	-45.01	54.3	236
VMa	25.71	31.11	-44.42	54.24	305
MMa	48.13	75.27	-8.35	75.73	354
NMa	18.01	0.0	0.0	0.0	0
WMa	95.41	0.0	0.0	0.0	0
RCIE	39.92	58.66	26.98	64.56	25
JCIE	81.26	-2.17	67.76	67.79	92
GCIE	52.23	-42.26	11.75	43.87	164
BCIE	30.57	1.15	-46.84	46.87	271

%Umfang
 $u^*_{rel} = 93$
 %Regularität
 $g^*_{H,rel} = 57$
 $g^*_{C,rel} = 59$

relative Inform. Technology (IT)

olvi3*	1.0	1.0	1.0	(1.0)
cmyn3*	0.0	0.0	0.0	(0.0)
olvi4*	1.0	1.0	1.0	1.0
cmyn4*	0.0	0.0	0.0	0.0

standard and adapted CIELAB

LAB*LAB	95.41	-0.97	4.75
LAB*LABa	95.41	0.0	0.0
LAB*TCHa	99.99	0.01	-

relative CIELAB lab*

lab*lab	1.0	0.0	0.0
lab*tch	1.0	0.0	-
lab*nch	0.0	0.0	-

relative Natural Colour (NC)

lab*lrj	1.0	0.0	0.0
lab*tce	1.0	0.0	-
lab*nce	0.0	0.0	-

relative Inform. Technology (IT)

olvi3*	1.0	0.5	0.661	(1.0)
cmyn3*	0.0	0.5	0.339	(0.0)
olvi4*	1.0	0.5	0.661	1.0
cmyn4*	0.0	0.5	0.339	0.0

standard and adapted CIELAB

LAB*LAB	71.7	33.75	18.92
LAB*LABa	71.7	34.27	15.76
LAB*TCHa	75.0	37.72	24.69

relative CIELAB lab*

lab*lab	0.694	0.454	0.209
lab*tch	0.75	0.5	0.069
lab*nch	0.0	0.5	0.069

relative Natural Colour (NC)

lab*lrj	0.694	0.5	0.0
lab*tce	0.75	0.5	1.0
lab*nce	0.0	0.5	b99r

relative Inform. Technology (IT)

olvi3*	0.5	0.5	0.5	(1.0)
cmyn3*	0.5	0.5	0.5	(0.0)
olvi4*	1.0	1.0	1.0	0.5
cmyn4*	0.0	0.0	0.0	0.5

standard and adapted CIELAB

LAB*LAB	56.71	-0.23	2.14
LAB*LABa	56.71	0.0	0.0
LAB*TCHa	50.0	0.01	-

relative CIELAB lab*

lab*lab	0.5	0.0	0.0
lab*tch	0.5	0.0	-
lab*nch	0.5	0.0	-

relative Natural Colour (NC)

lab*lrj	0.5	0.0	0.0
lab*tce	0.5	0.0	-
lab*nce	0.5	0.0	-

relative Inform. Technology (IT)

olvi3*	0.5	0.0	0.161	(1.0)
cmyn3*	0.5	1.0	0.839	(0.0)
olvi4*	1.0	0.5	0.661	0.5
cmyn4*	0.0	0.5	0.339	0.5

standard and adapted CIELAB

LAB*LAB	33.01	34.49	16.31
LAB*LABa	33.01	34.27	15.77
LAB*TCHa	25.01	37.73	24.7

relative CIELAB lab*

lab*lab	0.194	0.454	0.209
lab*tch	0.25	0.5	0.069
lab*nch	0.5	0.5	0.069

relative Natural Colour (NC)

lab*lrj	0.194	0.5	0.0
lab*tce	0.25	0.5	0.0
lab*nce	0.5	0.5	r00j

relative Inform. Technology (IT)

olvi3*	0.0	0.0	0.0	(1.0)
cmyn3*	1.0	1.0	1.0	(0.0)
olvi4*	1.0	1.0	1.0	0.0
cmyn4*	0.0	0.0	0.0	1.0

standard and adapted CIELAB

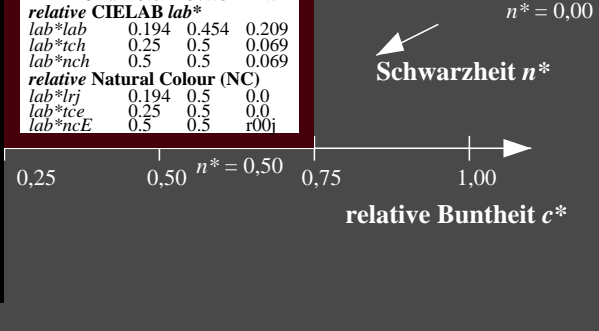
LAB*LAB	18.02	0.5	-0.46
LAB*LABa	18.02	0.0	0.0
LAB*TCHa	0.01	0.01	-

relative CIELAB lab*

lab*lab	0.0	0.0	0.0
lab*tch	0.0	0.0	-
lab*nch	1.0	0.0	-

relative Natural Colour (NC)

lab*lrj	0.0	0.0	0.0
lab*tce	0.0	0.0	-
lab*nce	1.0	0.0	-



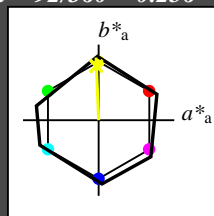
Siehe ähnliche Dateien: <http://www.ps.bam.de/TG07/>
 Technische Information: <http://www.ps.bam.de> Version 2.1, io=1,1, CIEXYZ

BAM-Registrierung: 20060101-TG07/10S/S07G06FP.PS/.PDF BAM-Material: Code=rh4ta
 Anwendung für Beurteilung und Messung von Drucker- oder Monitorssystemen, Yr=2.5, XYZ
 /TG07/ Form: 7/10, Serie: 1/1, Seite: 7 Seite/hung 7

Eingabe: Farbmatisches Reflexions-System NRS11

für Buntton $h^* = lab^*h = 92/360 = 0.256$
 lab^*tch und lab^*nch

D65: Buntton J
 LCH*Ma: 53 83 92
 olv*Ma: 0.98 1.0 0.0
 Dreiecks-Helligkeit t^*



NRS11; adaptierte CIELAB-Daten

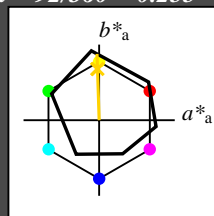
	$L^*=L^*_a$	a^*_a	b^*_a	$C^*_{ab,a}$	$h^*_{ab,a}$
RMa	53.2	77.06	34.32	84.36	24
JMa	53.2	-1.51	84.38	84.39	91
GMa	53.2	-82.27	18.98	84.44	167
G50BMa	53.2	-77.72	-32.98	84.44	203
BMa	53.2	4.37	-84.28	84.41	273
B50RMa	53.2	69.09	-48.41	84.37	325
NMa	10.99	0.0	0.0	0.0	0
WMa	95.41	0.0	0.0	0.0	0
RCIE	39.92	58.69	27.98	65.01	25
JCIE	81.26	-2.9	71.56	71.62	92
GCIE	52.23	-42.45	13.59	44.59	162
BCIE	30.57	1.35	-46.48	46.51	272

%Umfang
 $u^*_{rel} = 119$
 %Regularität
 $g^*_{H,rel} = 47$
 $g^*_{C,rel} = 100$

Ausgabe: Farbmatisches Reflexions-System ORS18

für Buntton $h^* = lab^*h = 92/360 = 0.255$
 lab^*tch und lab^*nch

D65: Buntton J
 LCH*Ma: 86 88 92
 olv*Ma: 1.0 0.9 0.0
 Dreiecks-Helligkeit t^*



ORS18; adaptierte CIELAB-Daten

	$L^*=L^*_a$	a^*_a	b^*_a	$C^*_{ab,a}$	$h^*_{ab,a}$
OMa	47.94	65.37	50.52	82.62	38
YMa	90.37	-10.27	91.77	92.34	96
LMa	50.9	-62.79	34.95	71.87	151
CMa	58.62	-30.35	-45.01	54.3	236
VMa	25.71	31.11	-44.42	54.24	305
MMa	48.13	75.27	-8.35	75.73	354
NMa	18.01	0.0	0.0	0.0	0
WMa	95.41	0.0	0.0	0.0	0
RCIE	39.92	58.66	26.98	64.56	25
JCIE	81.26	-2.17	67.76	67.79	92
GCIE	52.23	-42.26	11.75	43.87	164
BCIE	30.57	1.15	-46.84	46.87	271

%Umfang
 $u^*_{rel} = 93$
 %Regularität
 $g^*_{H,rel} = 57$
 $g^*_{C,rel} = 59$

relative Inform. Technology (IT)

olvi3*	1.0	1.0	1.0	(1.0)
cmyn3*	0.0	0.0	0.0	(0.0)
olvi4*	1.0	1.0	1.0	1.0
cmyn4*	0.0	0.0	0.0	0.0

standard and adapted CIELAB

LAB*LAB	95.41	-0.97	4.75
LAB*LABa	95.41	0.0	0.0
LAB*TCHa	99.99	0.01	-

relative CIELAB lab*

lab*lab	1.0	0.0	0.0
lab*tch	1.0	0.0	-
lab*nch	0.0	0.0	-

relative Natural Colour (NC)

lab*lrj	1.0	0.0	0.0
lab*tce	1.0	0.0	-
lab*nce	0.0	0.0	-

relative Inform. Technology (IT)

olvi3*	1.0	0.951	0.5	(1.0)
cmyn3*	0.0	0.049	0.5	(0.0)
olvi4*	1.0	0.951	0.5	1.0
cmyn4*	0.0	0.049	0.5	0.0

standard and adapted CIELAB

LAB*LAB	90.8	-2.3	48.29
LAB*LABa	90.8	-1.41	43.85
LAB*TCHa	75.0	43.87	91.85

relative CIELAB lab*

lab*lab	0.94	-0.015	0.5
lab*tch	0.75	0.5	0.255
lab*nch	0.0	0.5	0.255

relative Natural Colour (NC)

lab*lrj	0.94	0.0	0.5
lab*tce	0.75	0.5	0.25
lab*nce	0.0	0.5	j00g

relative Inform. Technology (IT)

olvi3*	0.5	0.5	0.5	(1.0)
cmyn3*	0.5	0.5	0.5	(0.0)
olvi4*	1.0	1.0	1.0	0.5
cmyn4*	0.0	0.0	0.0	0.5

standard and adapted CIELAB

LAB*LAB	56.71	-0.23	2.14
LAB*LABa	56.71	0.0	0.0
LAB*TCHa	50.0	0.01	-

relative CIELAB lab*

lab*lab	0.5	0.0	0.0
lab*tch	0.5	0.0	-
lab*nch	0.5	0.0	-

relative Natural Colour (NC)

lab*lrj	0.5	0.0	0.0
lab*tce	0.5	0.0	-
lab*nce	0.5	0.0	-

relative Inform. Technology (IT)

olvi3*	0.5	0.451	0.0	(1.0)
cmyn3*	0.5	0.549	1.0	(0.0)
olvi4*	1.0	0.951	0.5	0.5
cmyn4*	0.0	0.049	0.5	0.5

standard and adapted CIELAB

LAB*LAB	52.1	-1.55	45.68
LAB*LABa	52.1	-1.4	43.84
LAB*TCHa	25.01	43.87	91.84

relative CIELAB lab*

lab*lab	0.44	-0.015	0.5
lab*tch	0.25	0.5	0.255
lab*nch	0.5	0.5	0.255

relative Natural Colour (NC)

lab*lrj	0.44	0.0	0.5
lab*tce	0.25	0.5	0.25
lab*nce	0.5	0.5	j99j

relative Inform. Technology (IT)

olvi3*	1.0	0.901	0.0	(1.0)
cmyn3*	0.0	0.099	1.0	(0.0)
olvi4*	1.0	0.902	0.0	1.0
cmyn4*	0.0	0.098	1.0	0.0

standard and adapted CIELAB

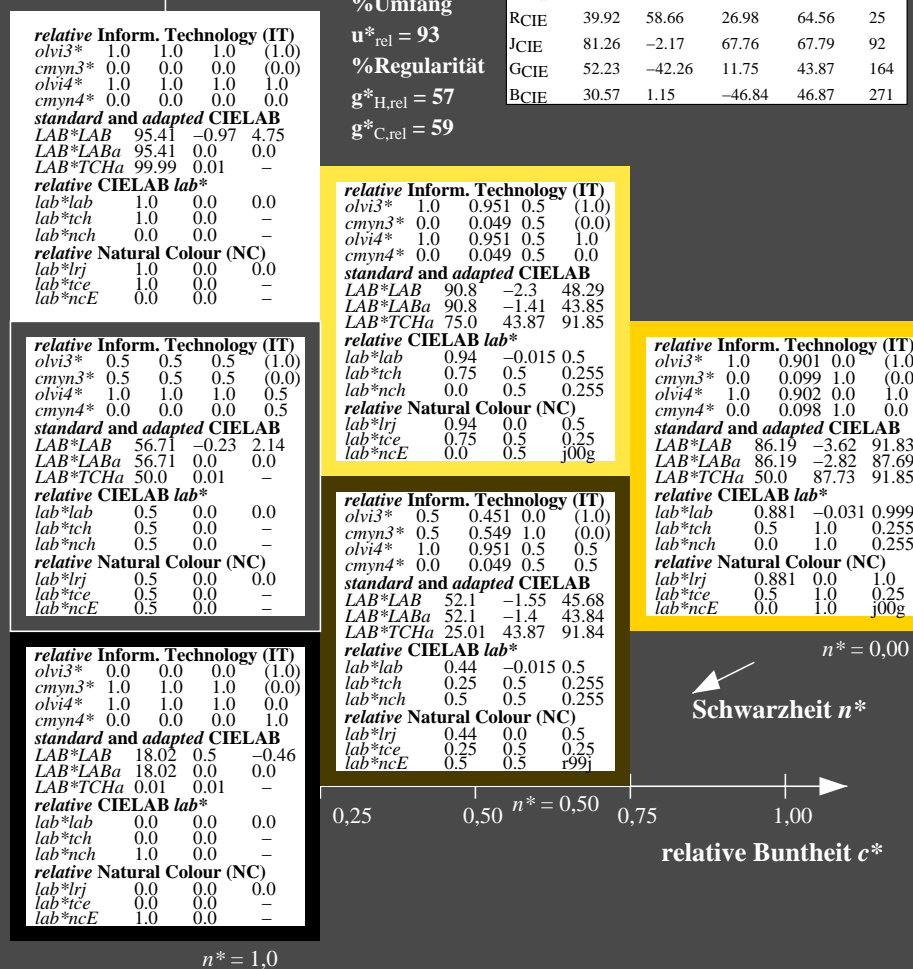
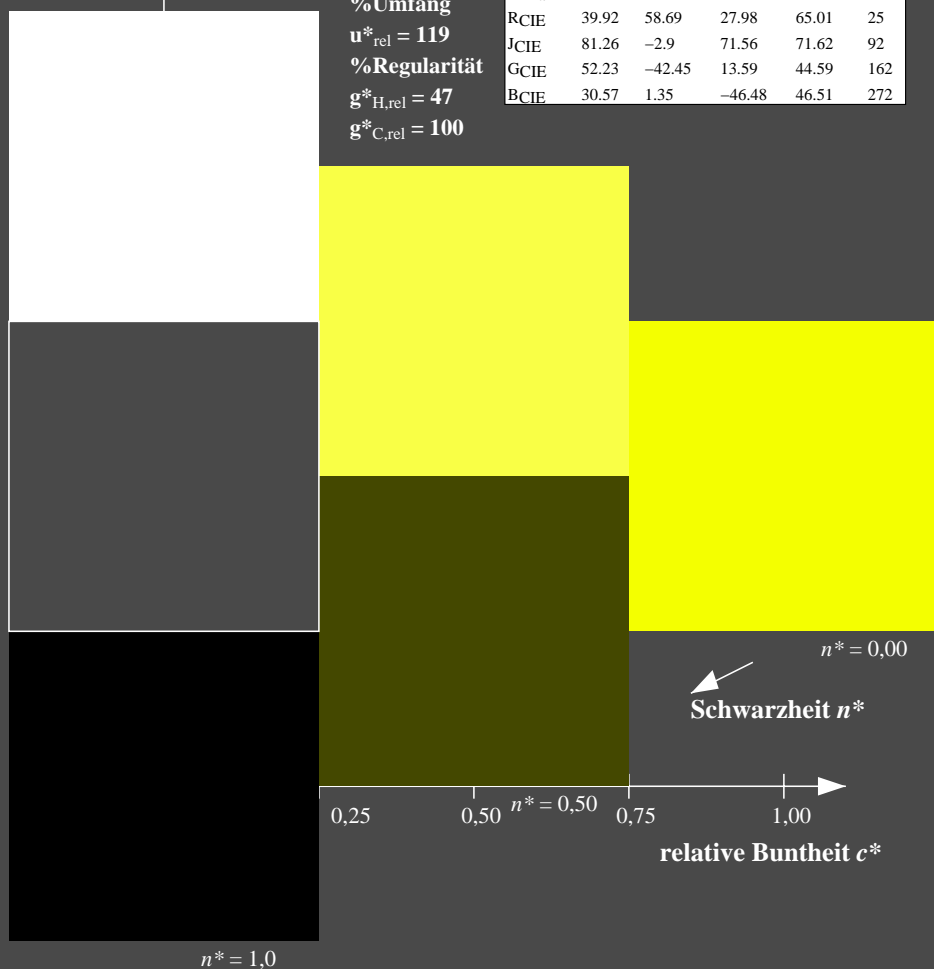
LAB*LAB	86.19	-3.62	91.83
LAB*LABa	86.19	-2.82	87.69
LAB*TCHa	50.0	87.73	91.85

relative CIELAB lab*

lab*lab	0.881	-0.031	0.999
lab*tch	0.5	1.0	0.255
lab*nch	0.0	1.0	0.255

relative Natural Colour (NC)

lab*lrj	0.881	0.0	1.0
lab*tce	0.5	1.0	0.25
lab*nce	0.0	1.0	j00g



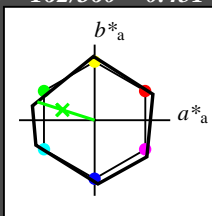
Siehe ähnliche Dateien: <http://www.ps.bam.de/TG07/>
 Technische Information: <http://www.ps.bam.de> Version 2.1, io=1,1, CIEXYZ

BAM-Registrierung: 20060101-TG07/10S/S07G07FP.PS/.PDF BAM-Material: Code=rh4ta
 Anwendung für Beurteilung und Messung von Drucker- oder Monitorsystemen, Yr=2.5, XYZ
 /TG07/ Form: 8/10, Serie: 1/1, Seite: 8 Seite: 8

Eingabe: Farbmatisches Reflexions-System NRS11

für Buntton $h^* = lab^*h = 162/360 = 0.451$
 lab^*tch und lab^*nch

D65: Buntton G
 LCH*Ma: 53 80 162
 olv*Ma: 0.08 1.0 0.0
 Dreiecks-Helligkeit t^*



NRS11; adaptierte CIELAB-Daten

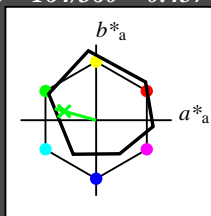
	$L^*=L^*_a$	a^*_a	b^*_a	$C^*_{ab,a}$	$h^*_{ab,a}$
RMa	53.2	77.06	34.32	84.36	24
JMa	53.2	-1.51	84.38	84.39	91
GMa	53.2	-82.27	18.98	84.44	167
G50BMa	53.2	-77.72	-32.98	84.44	203
BMa	53.2	4.37	-84.28	84.41	273
B50RMa	53.2	69.09	-48.41	84.37	325
NMa	10.99	0.0	0.0	0.0	0
WMa	95.41	0.0	0.0	0.0	0
RCIE	39.92	58.69	27.98	65.01	25
JCIE	81.26	-2.9	71.56	71.62	92
GCIE	52.23	-42.45	13.59	44.59	162
BCIE	30.57	1.35	-46.48	46.51	272

%Umfang
 $u^*_{rel} = 119$
 %Regularität
 $g^*_{H,rel} = 47$
 $g^*_{C,rel} = 100$

Ausgabe: Farbmatisches Reflexions-System ORS18

für Buntton $h^* = lab^*h = 164/360 = 0.457$
 lab^*tch und lab^*nch

D65: Buntton G
 LCH*Ma: 53 57 164
 olv*Ma: 0.0 1.0 0.25
 Dreiecks-Helligkeit t^*



ORS18; adaptierte CIELAB-Daten

	$L^*=L^*_a$	a^*_a	b^*_a	$C^*_{ab,a}$	$h^*_{ab,a}$
OMa	47.94	65.37	50.52	82.62	38
YMa	90.37	-10.27	91.77	92.34	96
LMa	50.9	-62.79	34.95	71.87	151
CMa	58.62	-30.35	-45.01	54.3	236
VMa	25.71	31.11	-44.42	54.24	305
MMa	48.13	75.27	-8.35	75.73	354
NMa	18.01	0.0	0.0	0.0	0
WMa	95.41	0.0	0.0	0.0	0
RCIE	39.92	58.66	26.98	64.56	25
JCIE	81.26	-2.17	67.76	67.79	92
GCIE	52.23	-42.26	11.75	43.87	164
BCIE	30.57	1.15	-46.84	46.87	271

%Umfang
 $u^*_{rel} = 93$
 %Regularität
 $g^*_{H,rel} = 57$
 $g^*_{C,rel} = 59$

relative Inform. Technology (IT)

olvi3*	1.0	1.0	1.0	(1.0)
cmyn3*	0.0	0.0	0.0	(0.0)
olvi4*	1.0	1.0	1.0	1.0
cmyn4*	0.0	0.0	0.0	0.0

standard and adapted CIELAB

LAB*LAB	95.41	-0.97	4.75
LAB*LABa	95.41	0.0	0.0
LAB*TCHa	99.99	0.01	-

relative CIELAB lab*

lab*lab	1.0	0.0	0.0
lab*tch	1.0	0.0	-
lab*nch	0.0	0.0	-

relative Natural Colour (NC)

lab*lrj	1.0	0.0	0.0
lab*tce	1.0	0.0	-
lab*nce	0.0	0.0	-

relative Inform. Technology (IT)

olvi3*	0.5	1.0	0.623	(1.0)
cmyn3*	0.5	0.0	0.377	(0.0)
olvi4*	0.5	1.0	0.623	1.0
cmyn4*	0.5	0.0	0.377	0.0

standard and adapted CIELAB

LAB*LAB	74.1	-27.96	10.94
LAB*LABa	74.1	-27.39	7.62
LAB*TCHa	75.0	28.44	164.46

relative CIELAB lab*

lab*lab	0.725	-0.481	0.134
lab*tch	0.75	0.5	0.457
lab*nch	0.0	0.5	0.457

relative Natural Colour (NC)

lab*lrj	0.725	-0.499	0.0
lab*tce	0.75	0.5	0.5
lab*nce	0.0	0.5	g00b

relative Inform. Technology (IT)

olvi3*	0.0	1.0	0.246	(1.0)
cmyn3*	1.0	0.0	0.754	(0.0)
olvi4*	0.0	1.0	0.246	1.0
cmyn4*	1.0	0.0	0.754	0.0

standard and adapted CIELAB

LAB*LAB	52.8	-54.95	17.13
LAB*LABa	52.8	-54.79	15.24
LAB*TCHa	50.0	56.88	164.45

relative CIELAB lab*

lab*lab	0.45	-0.962	0.268
lab*tch	0.5	1.0	0.457
lab*nch	0.0	1.0	0.457

relative Natural Colour (NC)

lab*lrj	0.45	-0.999	0.0
lab*tce	0.5	1.0	0.5
lab*nce	0.0	1.0	g99g

relative Inform. Technology (IT)

olvi3*	0.5	0.5	0.5	(1.0)
cmyn3*	0.5	0.5	0.5	(0.0)
olvi4*	1.0	1.0	1.0	0.5
cmyn4*	0.0	0.0	0.0	0.5

standard and adapted CIELAB

LAB*LAB	56.71	-0.23	2.14
LAB*LABa	56.71	0.0	0.0
LAB*TCHa	50.0	0.01	-

relative CIELAB lab*

lab*lab	0.5	0.0	0.0
lab*tch	0.5	0.0	-
lab*nch	0.5	0.0	-

relative Natural Colour (NC)

lab*lrj	0.5	0.0	0.0
lab*tce	0.5	0.0	-
lab*nce	0.5	0.0	-

relative Inform. Technology (IT)

olvi3*	0.0	0.5	0.123	(1.0)
cmyn3*	1.0	0.5	0.877	(0.0)
olvi4*	0.5	1.0	0.623	0.5
cmyn4*	0.5	0.0	0.377	0.5

standard and adapted CIELAB

LAB*LAB	35.41	-27.22	8.34
LAB*LABa	35.41	-27.39	7.63
LAB*TCHa	25.01	28.44	164.45

relative CIELAB lab*

lab*lab	0.225	-0.481	0.134
lab*tch	0.25	0.5	0.457
lab*nch	0.5	0.5	0.457

relative Natural Colour (NC)

lab*lrj	0.225	-0.499	0.0
lab*tce	0.25	0.5	0.5
lab*nce	0.5	0.5	g99g

relative Inform. Technology (IT)

olvi3*	0.0	0.0	0.0	(1.0)
cmyn3*	1.0	1.0	1.0	(0.0)
olvi4*	1.0	1.0	1.0	0.0
cmyn4*	0.0	0.0	0.0	1.0

standard and adapted CIELAB

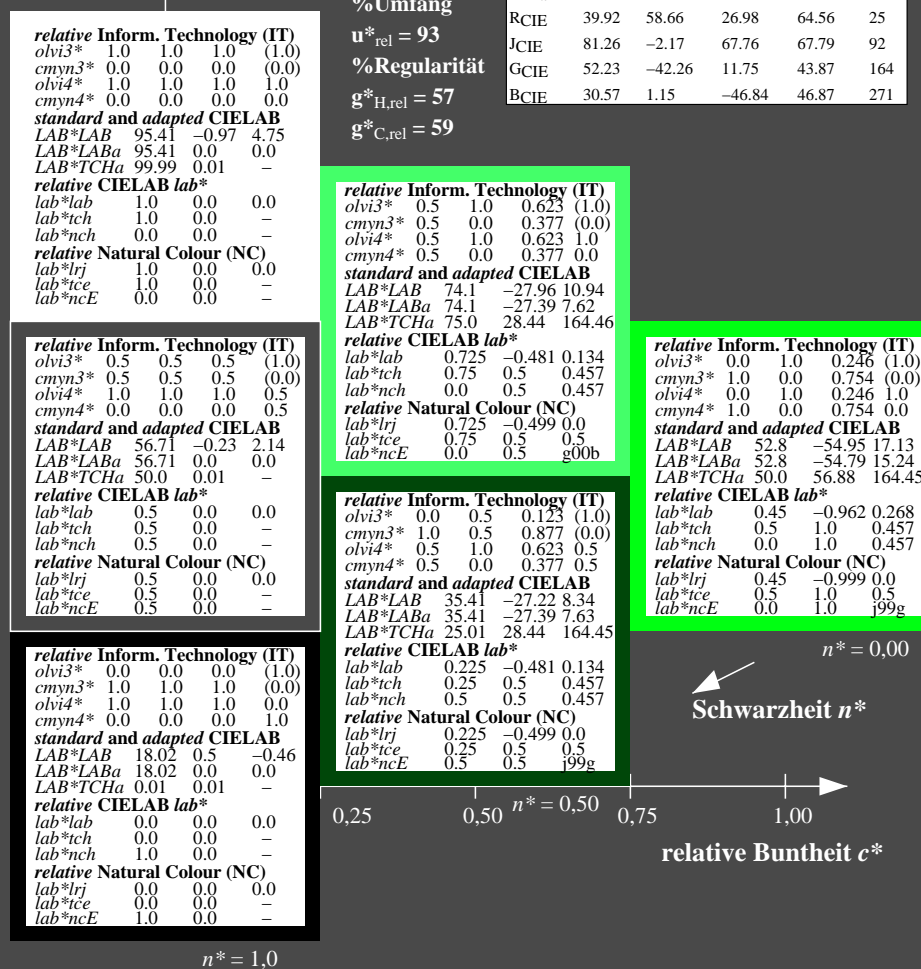
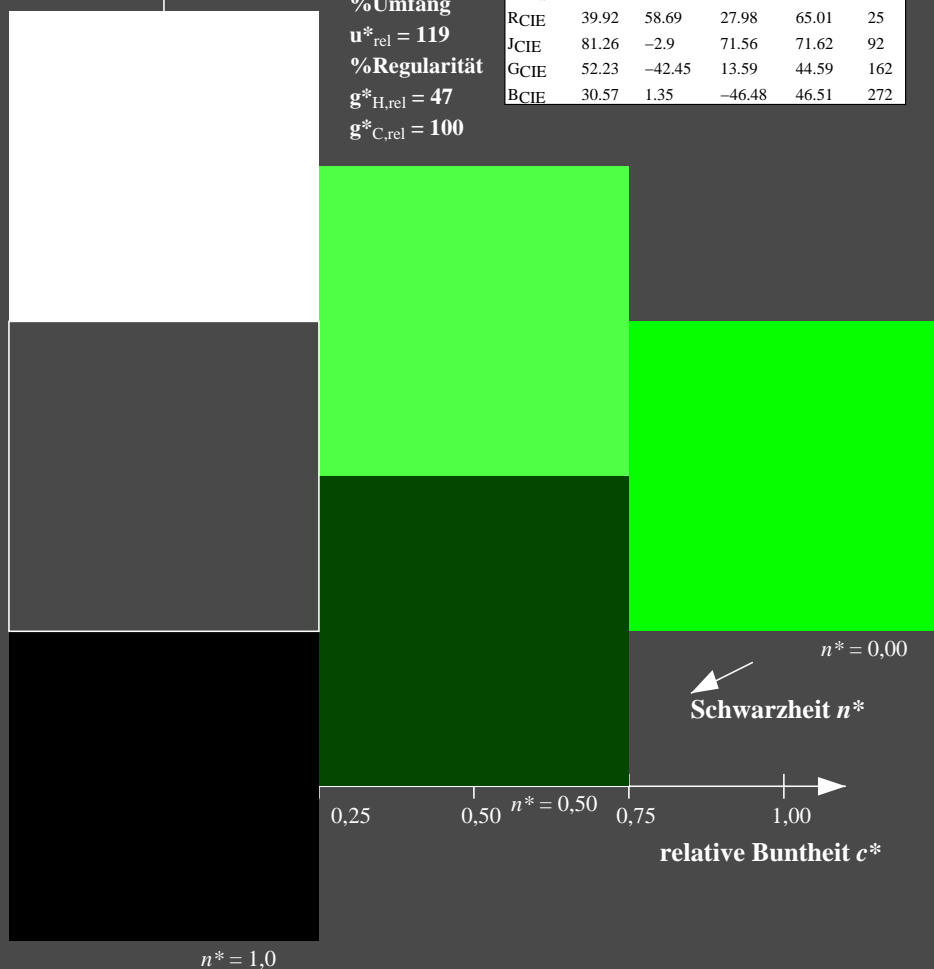
LAB*LAB	18.02	0.5	-0.46
LAB*LABa	18.02	0.0	0.0
LAB*TCHa	0.01	0.01	-

relative CIELAB lab*

lab*lab	0.0	0.0	0.0
lab*tch	0.0	0.0	-
lab*nch	1.0	0.0	-

relative Natural Colour (NC)

lab*lrj	0.0	0.0	0.0
lab*tce	1.0	0.0	-
lab*nce	1.0	0.0	-



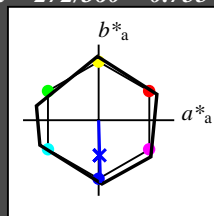
Siehe ähnliche Dateien: <http://www.ps.bam.de/TG07/>
 Technische Information: <http://www.ps.bam.de> Version 2.1, io=1,1, CIEXYZ

BAM-Registrierung: 20060101-TG07/10S/S07G08FP.PS/.PDF BAM-Material: Code=rh4ta
 Anwendung für Beurteilung und Messung von Drucker- oder Monitorssystemen, Yr=2.5, XYZ
 /TG07/ Form 9/10, Serie: 1/1, Seite: 9 Seite 11 von 9

Eingabe: Farbmétrisches Reflexions-System NRS11

für Buntton $h^* = lab^*h = 272/360 = 0.755$
 lab^*tch und lab^*nch

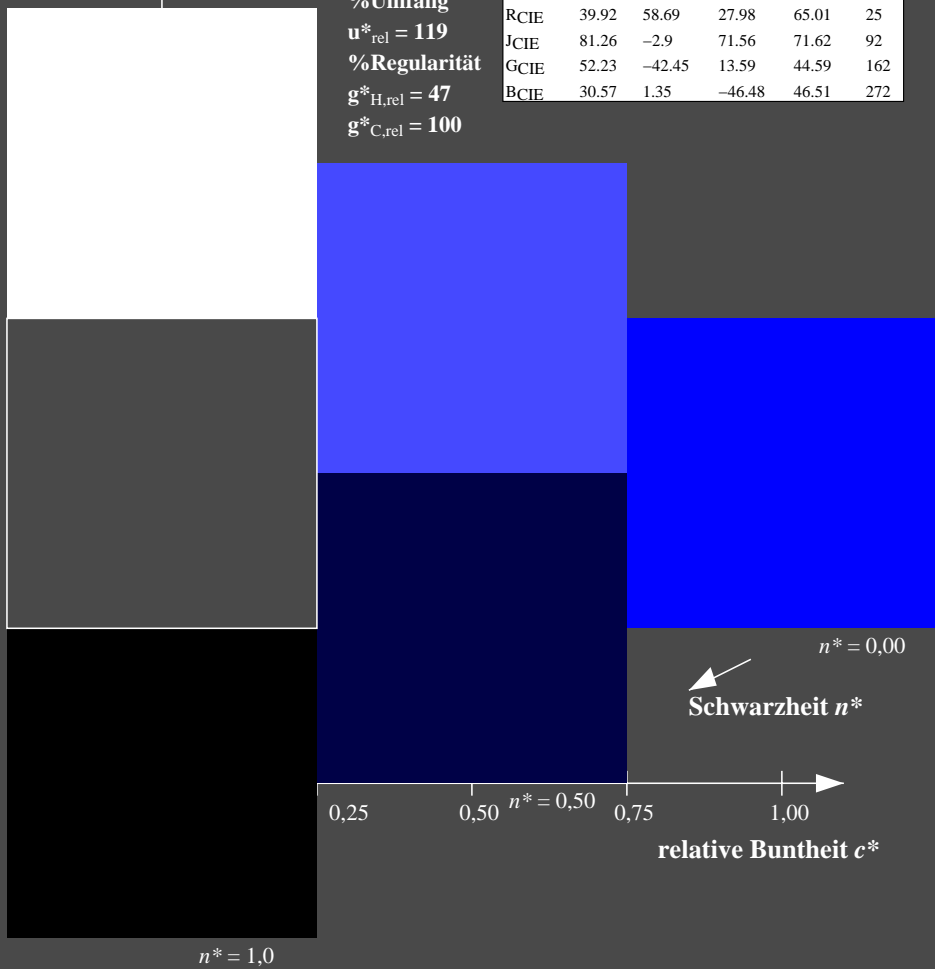
D65: Buntton B
 LCH*Ma: 53 83 272
 olv*Ma: 0.0 0.02 1.0
 Dreiecks-Helligkeit t^*



NRS11; adaptierte CIELAB-Daten

	$L^*=L^*_a$	a^*_a	b^*_a	$C^*_{ab,a}$	$h^*_{ab,a}$
RMa	53.2	77.06	34.32	84.36	24
JMa	53.2	-1.51	84.38	84.39	91
GMa	53.2	-82.27	18.98	84.44	167
G50BMa	53.2	-77.72	-32.98	84.44	203
BMa	53.2	4.37	-84.28	84.41	273
B50RMa	53.2	69.09	-48.41	84.37	325
NMa	10.99	0.0	0.0	0.0	0
WMa	95.41	0.0	0.0	0.0	0
RCIE	39.92	58.69	27.98	65.01	25
JCIE	81.26	-2.9	71.56	71.62	92
GCIE	52.23	-42.45	13.59	44.59	162
BCIE	30.57	1.35	-46.48	46.51	272

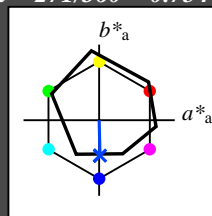
%Umfang
 $u^*_{rel} = 119$
 %Regularität
 $g^*_{H,rel} = 47$
 $g^*_{C,rel} = 100$



Ausgabe: Farbmétrisches Reflexions-System ORS18

für Buntton $h^* = lab^*h = 271/360 = 0.754$
 lab^*tch und lab^*nch

D65: Buntton B
 LCH*Ma: 42 45 271
 olv*Ma: 0.0 0.49 1.0
 Dreiecks-Helligkeit t^*



ORS18; adaptierte CIELAB-Daten

	$L^*=L^*_a$	a^*_a	b^*_a	$C^*_{ab,a}$	$h^*_{ab,a}$
OMa	47.94	65.37	50.52	82.62	38
YMa	90.37	-10.27	91.77	92.34	96
LMa	50.9	-62.79	34.95	71.87	151
CMa	58.62	-30.35	-45.01	54.3	236
VMa	25.71	31.11	-44.42	54.24	305
MMa	48.13	75.27	-8.35	75.73	354
NMa	18.01	0.0	0.0	0.0	0
WMa	95.41	0.0	0.0	0.0	0
RCIE	39.92	58.66	26.98	64.56	25
JCIE	81.26	-2.17	67.76	67.79	92
GCIE	52.23	-42.26	11.75	43.87	164
BCIE	30.57	1.15	-46.84	46.87	271

%Umfang
 $u^*_{rel} = 93$
 %Regularität
 $g^*_{H,rel} = 57$
 $g^*_{C,rel} = 59$

relative Inform. Technology (IT)

olvi3*	1.0	1.0	1.0	(1.0)
cmyn3*	0.0	0.0	0.0	(0.0)
olvi4*	1.0	1.0	1.0	1.0
cmyn4*	0.0	0.0	0.0	0.0

standard and adapted CIELAB

LAB*LAB	95.41	-0.97	4.75
LAB*LABa	95.41	0.0	0.0
LAB*TCHa	99.99	0.01	-

relative CIELAB lab*

lab*lab	1.0	0.0	0.0
lab*tch	1.0	0.0	-
lab*nch	0.0	0.0	-

relative Natural Colour (NC)

lab*lrj	1.0	0.0	0.0
lab*tce	1.0	0.0	-
lab*nce	0.0	0.0	-

relative Inform. Technology (IT)

olvi3*	0.5	0.744	1.0	(1.0)
cmyn3*	0.5	0.256	0.0	(0.0)
olvi4*	0.5	0.744	1.0	1.0
cmyn4*	0.5	0.256	0.0	0.0

standard and adapted CIELAB

LAB*LAB	68.59	0.08	-19.4
LAB*LABa	68.59	0.54	-22.35
LAB*TCHa	75.0	22.36	271.4

relative CIELAB lab*

lab*lab	0.654	0.012	-0.499
lab*tch	0.75	0.5	0.754
lab*nch	0.0	0.5	0.754

relative Natural Colour (NC)

lab*lrj	0.654	0.0	-0.499
lab*tce	0.75	0.5	0.75
lab*nce	0.0	0.5	g99b

relative Inform. Technology (IT)

olvi3*	0.5	0.5	0.5	(1.0)
cmyn3*	0.5	0.5	0.5	(0.0)
olvi4*	1.0	1.0	1.0	0.5
cmyn4*	0.0	0.0	0.0	0.5

standard and adapted CIELAB

LAB*LAB	56.71	-0.23	2.14
LAB*LABa	56.71	0.0	0.0
LAB*TCHa	50.0	0.01	-

relative CIELAB lab*

lab*lab	0.5	0.0	0.0
lab*tch	0.5	0.0	-
lab*nch	0.5	0.0	-

relative Natural Colour (NC)

lab*lrj	0.5	0.0	0.0
lab*tce	0.5	0.0	-
lab*nce	0.5	0.0	-

relative Inform. Technology (IT)

olvi3*	0.0	0.244	0.5	(1.0)
cmyn3*	1.0	0.756	0.5	(0.0)
olvi4*	0.5	0.744	1.0	0.5
cmyn4*	0.5	0.256	0.0	0.5

standard and adapted CIELAB

LAB*LAB	29.9	0.83	-22.01
LAB*LABa	29.9	0.55	-22.35
LAB*TCHa	25.01	22.36	271.41

relative CIELAB lab*

lab*lab	0.154	0.012	-0.499
lab*tch	0.25	0.5	0.754
lab*nch	0.5	0.5	0.754

relative Natural Colour (NC)

lab*lrj	0.154	0.0	-0.499
lab*tce	0.25	0.5	0.75
lab*nce	0.5	0.5	b00r

relative Inform. Technology (IT)

olvi3*	0.0	0.0	0.0	(1.0)
cmyn3*	1.0	1.0	1.0	(0.0)
olvi4*	1.0	1.0	1.0	0.0
cmyn4*	0.0	0.0	0.0	1.0

standard and adapted CIELAB

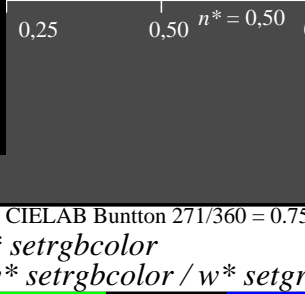
LAB*LAB	18.02	0.5	-0.46
LAB*LABa	18.02	0.0	0.0
LAB*TCHa	0.01	0.01	-

relative CIELAB lab*

lab*lab	0.0	0.0	0.0
lab*tch	0.0	0.0	-
lab*nch	1.0	0.0	-

relative Natural Colour (NC)

lab*lrj	0.0	0.0	0.0
lab*tce	0.0	0.0	-
lab*nce	1.0	0.0	-



relative Inform. Technology (IT)

olvi3*	0.0	0.488	1.0	(1.0)
cmyn3*	1.0	0.512	0.0	(0.0)
olvi4*	0.0	0.488	1.0	1.0
cmyn4*	1.0	0.512	0.0	0.0

standard and adapted CIELAB

LAB*LAB	41.79	1.14	-43.56
LAB*LABa	41.79	1.1	-44.7
LAB*TCHa	50.0	44.73	271.4

relative CIELAB lab*

lab*lab	0.307	0.024	-0.998
lab*tch	0.5	1.0	0.754
lab*nch	0.0	1.0	0.754

relative Natural Colour (NC)

lab*lrj	0.307	0.0	-0.999
lab*tce	0.5	1.0	0.75
lab*nce	0.0	1.0	b00r

BAM-Registrierung: 20060101-TG07/10S/S07G09FP.PS/.PDF BAM-Material: Code=rh4ta
 Anwendung für Beurteilung und Messung von Drucker- oder Monitorssystemen, Yr=2.5, XYZ
 /TG07/ Form: 10/105 Serie: 1/1, Seite: 10 Seite: hung 10

Siehe ähnliche Dateien: <http://www.ps.bam.de/TG07/>
 Technische Information: <http://www.ps.bam.de> Version 2.1, io=1,1, CIEXYZ

TG070-7, 3 stufige Reihen für konstanten CIELAB Buntton 272/360 = 0.755 (links)

3 stufige Reihen für konstanten CIELAB Buntton 271/360 = 0.754 (rechts)

BAM-Prüfvorlage TG07; Farbmétrik-Systeme NRS11 & ORS18 input: $olv^* setrgbcolor$
 D65: 3stufige Farbreihen und Koordinaten-Daten für 10 Bunttöne output: $olv^* setrgbcolor / w^* setgray$