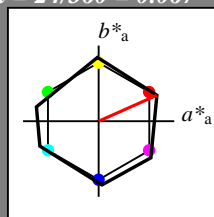


Eingabe: Farbmétrisches Reflexions-System NRS11

für Buntton $h^* = lab^*h = 24/360 = 0.067$
 lab^*tch und lab^*nch

D65: Buntton R
 LCH*Ma: 53 84 24
 olv*Ma: 1.0 0.0 0.0

Dreiecks-Helligkeit t^*



%Umfang
 $u^*_{rel} = 119$
 %Regularität
 $g^*_{H,rel} = 47$
 $g^*_{C,rel} = 100$

NRS11; adaptierte CIELAB-Daten

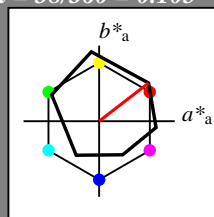
	$L^*=L^*_a$	a^*_a	b^*_a	$C^*_{ab,a}$	$h^*_{ab,a}$
RMa	53.2	77.06	34.32	84.36	24
JMa	53.2	-1.51	84.38	84.39	91
GMa	53.2	-82.27	18.98	84.44	167
G50BMa	53.2	-77.72	-32.98	84.44	203
BMa	53.2	4.37	-84.28	84.41	273
B50RMa	53.2	69.09	-48.41	84.37	325
NMa	10.99	0.0	0.0	0.0	0
WMa	95.41	0.0	0.0	0.0	0
RCIE	39.92	58.69	27.98	65.01	25
JCIE	81.26	-2.9	71.56	71.62	92
GCIE	52.23	-42.45	13.59	44.59	162
BCIE	30.57	1.35	-46.48	46.51	272

Ausgabe: Farbmétrisches Reflexions-System ORS18

für Buntton $h^* = lab^*h = 38/360 = 0.105$
 lab^*tch und lab^*nch

D65: Buntton O
 LCH*Ma: 48 83 38
 olv*Ma: 1.0 0.0 0.0

Dreiecks-Helligkeit t^*



%Umfang
 $u^*_{rel} = 93$
 %Regularität
 $g^*_{H,rel} = 57$
 $g^*_{C,rel} = 59$

ORS18; adaptierte CIELAB-Daten

	$L^*=L^*_a$	a^*_a	b^*_a	$C^*_{ab,a}$	$h^*_{ab,a}$
OMa	47.94	65.37	50.52	82.62	38
YMa	90.37	-10.27	91.77	92.34	96
LMa	50.9	-62.79	34.95	71.87	151
CMa	58.62	-30.35	-45.01	54.3	236
VMa	25.71	31.11	-44.42	54.24	305
MMa	48.13	75.27	-8.35	75.73	354
NMa	18.01	0.0	0.0	0.0	0
WMa	95.41	0.0	0.0	0.0	0
RCIE	39.92	58.66	26.98	64.56	25
JCIE	81.26	-2.17	67.76	67.79	92
GCIE	52.23	-42.26	11.75	43.87	164
BCIE	30.57	1.15	-46.84	46.87	271

relative Inform. Technology (IT)
 $olvi3^* = 1.0 \ 1.0 \ 1.0 \ (1.0)$
 $cmyn3^* = 0.0 \ 0.0 \ 0.0 \ (0.0)$
 $olvi4^* = 1.0 \ 1.0 \ 1.0 \ 1.0$
 $cmyn4^* = 0.0 \ 0.0 \ 0.0 \ 0.0$

standard and adapted CIELAB
 $LAB^*LAB = 95.41 \ -0.97 \ 4.75$
 $LAB^*LABa = 95.41 \ 0.0 \ 0.0$
 $LAB^*TCHa = 99.99 \ 0.01 \ -$

relative CIELAB lab*
 $lab^*lab = 1.0 \ 0.0 \ 0.0$
 $lab^*tch = 1.0 \ 0.0 \ -$
 $lab^*nch = 0.0 \ 0.0 \ -$

relative Natural Colour (NC)
 $lab^*lrj = 1.0 \ 0.0 \ 0.0$
 $lab^*tce = 1.0 \ 0.0 \ -$
 $lab^*nce = 0.0 \ 0.0 \ -$

relative Inform. Technology (IT)
 $olvi3^* = 0.5 \ 0.5 \ 0.5 \ (1.0)$
 $cmyn3^* = 0.5 \ 0.5 \ 0.5 \ (0.0)$
 $olvi4^* = 1.0 \ 1.0 \ 1.0 \ 0.5$
 $cmyn4^* = 0.0 \ 0.0 \ 0.0 \ 0.5$

standard and adapted CIELAB
 $LAB^*LAB = 56.71 \ -0.23 \ 2.14$
 $LAB^*LABa = 56.71 \ 0.0 \ 0.0$
 $LAB^*TCHa = 50.0 \ 0.01 \ -$

relative CIELAB lab*
 $lab^*lab = 0.5 \ 0.0 \ 0.0$
 $lab^*tch = 0.5 \ 0.0 \ -$
 $lab^*nch = 0.5 \ 0.0 \ -$

relative Natural Colour (NC)
 $lab^*lrj = 0.5 \ 0.0 \ 0.0$
 $lab^*tce = 0.5 \ 0.0 \ -$
 $lab^*nce = 0.5 \ 0.0 \ -$

relative Inform. Technology (IT)
 $olvi3^* = 0.0 \ 0.0 \ 0.0 \ (1.0)$
 $cmyn3^* = 1.0 \ 1.0 \ 1.0 \ (0.0)$
 $olvi4^* = 1.0 \ 1.0 \ 1.0 \ 0.0$
 $cmyn4^* = 0.0 \ 0.0 \ 0.0 \ 1.0$

standard and adapted CIELAB
 $LAB^*LAB = 18.02 \ 0.5 \ -0.46$
 $LAB^*LABa = 18.02 \ 0.0 \ 0.0$
 $LAB^*TCHa = 0.01 \ 0.01 \ -$

relative CIELAB lab*
 $lab^*lab = 0.0 \ 0.0 \ 0.0$
 $lab^*tch = 0.0 \ 0.0 \ -$
 $lab^*nch = 1.0 \ 0.0 \ -$

relative Natural Colour (NC)
 $lab^*lrj = 0.0 \ 0.0 \ 0.0$
 $lab^*tce = 0.0 \ 0.0 \ -$
 $lab^*nce = 1.0 \ 0.0 \ -$

relative Inform. Technology (IT)
 $olvi3^* = 1.0 \ 0.5 \ 0.5 \ (1.0)$
 $cmyn3^* = 0.0 \ 0.5 \ 0.5 \ (0.0)$
 $olvi4^* = 1.0 \ 0.5 \ 0.5 \ 1.0$
 $cmyn4^* = 0.0 \ 0.5 \ 0.5 \ 0.0$

standard and adapted CIELAB
 $LAB^*LAB = 71.67 \ 32.15 \ 28.41$
 $LAB^*LABa = 71.67 \ 32.68 \ 25.25$
 $LAB^*TCHa = 75.0 \ 41.3 \ 37.7$

relative CIELAB lab*
 $lab^*lab = 0.693 \ 0.396 \ 0.306$
 $lab^*tch = 0.75 \ 0.5 \ 0.105$
 $lab^*nch = 0.0 \ 0.5 \ 0.105$

relative Natural Colour (NC)
 $lab^*lrj = 0.693 \ 0.477 \ 0.15$
 $lab^*tce = 0.75 \ 0.5 \ 0.048$
 $lab^*nce = 0.0 \ 0.5 \ r19j$

relative Inform. Technology (IT)
 $olvi3^* = 0.5 \ 0.0 \ 0.0 \ (1.0)$
 $cmyn3^* = 0.5 \ 1.0 \ 1.0 \ (0.0)$
 $olvi4^* = 1.0 \ 0.5 \ 0.5 \ 0.5$
 $cmyn4^* = 0.0 \ 0.5 \ 0.5 \ 0.5$

standard and adapted CIELAB
 $LAB^*LAB = 32.98 \ 32.9 \ 25.8$
 $LAB^*LABa = 32.98 \ 32.68 \ 25.25$
 $LAB^*TCHa = 25.01 \ 41.3 \ 37.7$

relative CIELAB lab*
 $lab^*lab = 0.193 \ 0.396 \ 0.306$
 $lab^*tch = 0.25 \ 0.5 \ 0.105$
 $lab^*nch = 0.5 \ 0.5 \ 0.105$

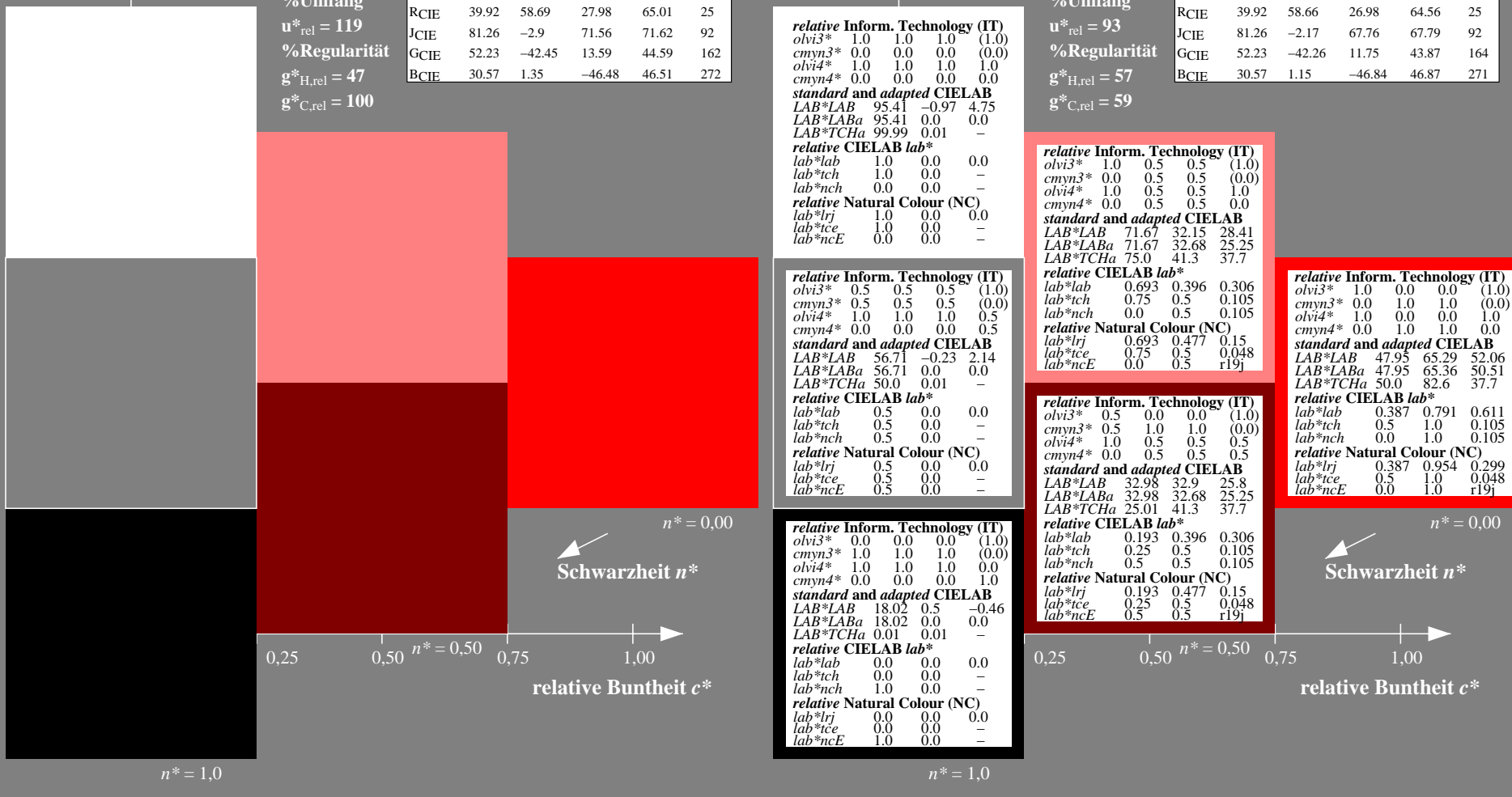
relative Natural Colour (NC)
 $lab^*lrj = 0.193 \ 0.477 \ 0.15$
 $lab^*tce = 0.25 \ 0.5 \ 0.048$
 $lab^*nce = 0.5 \ 0.5 \ r19j$

relative Inform. Technology (IT)
 $olvi3^* = 1.0 \ 0.0 \ 0.0 \ (1.0)$
 $cmyn3^* = 0.0 \ 1.0 \ 1.0 \ (0.0)$
 $olvi4^* = 1.0 \ 0.0 \ 0.0 \ 1.0$
 $cmyn4^* = 0.0 \ 1.0 \ 1.0 \ 0.0$

standard and adapted CIELAB
 $LAB^*LAB = 47.95 \ 65.29 \ 52.06$
 $LAB^*LABa = 47.95 \ 65.36 \ 50.51$
 $LAB^*TCHa = 50.0 \ 82.6 \ 37.7$

relative CIELAB lab*
 $lab^*lab = 0.387 \ 0.791 \ 0.611$
 $lab^*tch = 0.5 \ 1.0 \ 0.105$
 $lab^*nch = 0.0 \ 1.0 \ 0.105$

relative Natural Colour (NC)
 $lab^*lrj = 0.387 \ 0.954 \ 0.299$
 $lab^*tce = 0.5 \ 1.0 \ 0.048$
 $lab^*nce = 0.0 \ 1.0 \ r19j$



Siehe ähnliche Dateien: <http://www.ps.bam.de/TG07/>
 Technische Information: <http://www.ps.bam.de> Version 2.1, io=1,1

BAM-Registrierung: 20060101-TG07/10L/L07G00NP.PS/.PDF BAM-Material: Code=rh4ta
 Anwendung für Beurteilung und Messung von Drucker- oder Monitorssystemen
 /TG07/ Form 1/10, Serie: 1/1, Seite: 1
 Seitenzahl: 1

TG070-7, 3 stufige Reihen für konstanten CIELAB Buntton 24/360 = 0.067 (links)

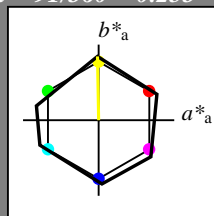
3 stufige Reihen für konstanten CIELAB Buntton 38/360 = 0.105 (rechts)

Eingabe: Farbmimetrisches Reflexions-System NRS11

für Buntton $h^* = lab^*h = 91/360 = 0.253$
 lab^*tch und lab^*nch

D65: Buntton J
 LCH*Ma: 53 84 91
 olv*Ma: 1.0 1.0 0.0

Dreiecks-Helligkeit t^*



%Umfang
 $u^*_{rel} = 119$
 %Regularität
 $g^*_{H,rel} = 47$
 $g^*_{C,rel} = 100$

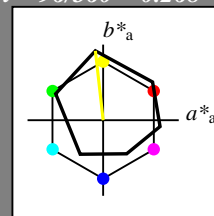
NRS11; adaptierte CIELAB-Daten					
	$L^*=L^*_a$	a^*_a	b^*_a	$C^*_{ab,a}$	$h^*_{ab,a}$
RMa	53.2	77.06	34.32	84.36	24
JMa	53.2	-1.51	84.38	84.39	91
GMa	53.2	-82.27	18.98	84.44	167
G50BMa	53.2	-77.72	-32.98	84.44	203
BMa	53.2	4.37	-84.28	84.41	273
B50RMa	53.2	69.09	-48.41	84.37	325
NMa	10.99	0.0	0.0	0.0	0
WMa	95.41	0.0	0.0	0.0	0
RCIE	39.92	58.69	27.98	65.01	25
JCIE	81.26	-2.9	71.56	71.62	92
GCIE	52.23	-42.45	13.59	44.59	162
BCIE	30.57	1.35	-46.48	46.51	272

Ausgabe: Farbmimetrisches Reflexions-System ORS18

für Buntton $h^* = lab^*h = 96/360 = 0.268$
 lab^*tch und lab^*nch

D65: Buntton Y
 LCH*Ma: 90 92 96
 olv*Ma: 1.0 1.0 0.0

Dreiecks-Helligkeit t^*



%Umfang
 $u^*_{rel} = 93$
 %Regularität
 $g^*_{H,rel} = 57$
 $g^*_{C,rel} = 59$

ORS18; adaptierte CIELAB-Daten					
	$L^*=L^*_a$	a^*_a	b^*_a	$C^*_{ab,a}$	$h^*_{ab,a}$
OMa	47.94	65.37	50.52	82.62	38
YMa	90.37	-10.27	91.77	92.34	96
LMa	50.9	-62.79	34.95	71.87	151
CMa	58.62	-30.35	-45.01	54.3	236
VMa	25.71	31.11	-44.42	54.24	305
MMa	48.13	75.27	-8.35	75.73	354
NMa	18.01	0.0	0.0	0.0	0
WMa	95.41	0.0	0.0	0.0	0
RCIE	39.92	58.66	26.98	64.56	25
JCIE	81.26	-2.17	67.76	67.79	92
GCIE	52.23	-42.26	11.75	43.87	164
BCIE	30.57	1.15	-46.84	46.87	271

relative Inform. Technology (IT)
 $olvi3^* = 1.0 \ 1.0 \ 1.0 \ (1.0)$
 $cmyn3^* = 0.0 \ 0.0 \ 0.0 \ (0.0)$
 $olvi4^* = 1.0 \ 1.0 \ 1.0 \ 1.0$
 $cmyn4^* = 0.0 \ 0.0 \ 0.0 \ 0.0$

standard and adapted CIELAB
 $LAB^*LAB = 95.41 \ -0.97 \ 4.75$
 $LAB^*LABa = 95.41 \ 0.0 \ 0.0$
 $LAB^*TCHa = 99.99 \ 0.01 \ -$

relative CIELAB lab*
 $lab^*lab = 1.0 \ 0.0 \ 0.0$
 $lab^*tch = 1.0 \ 0.0 \ -$
 $lab^*nch = 0.0 \ 0.0 \ -$

relative Natural Colour (NC)
 $lab^*lrj = 1.0 \ 0.0 \ 0.0$
 $lab^*tce = 1.0 \ 0.0 \ -$
 $lab^*nce = 0.0 \ 0.0 \ -$

relative Inform. Technology (IT)
 $olvi3^* = 0.5 \ 0.5 \ 0.5 \ (1.0)$
 $cmyn3^* = 0.5 \ 0.5 \ 0.5 \ (0.0)$
 $olvi4^* = 1.0 \ 1.0 \ 1.0 \ 0.5$
 $cmyn4^* = 0.0 \ 0.0 \ 0.0 \ 0.5$

standard and adapted CIELAB
 $LAB^*LAB = 56.71 \ -0.23 \ 2.14$
 $LAB^*LABa = 56.71 \ 0.0 \ 0.0$
 $LAB^*TCHa = 50.0 \ 0.01 \ -$

relative CIELAB lab*
 $lab^*lab = 0.5 \ 0.0 \ 0.0$
 $lab^*tch = 0.5 \ 0.0 \ -$
 $lab^*nch = 0.5 \ 0.0 \ -$

relative Natural Colour (NC)
 $lab^*lrj = 0.5 \ 0.0 \ 0.0$
 $lab^*tce = 0.5 \ 0.0 \ -$
 $lab^*nce = 0.5 \ 0.0 \ -$

relative Inform. Technology (IT)
 $olvi3^* = 0.0 \ 0.0 \ 0.0 \ (1.0)$
 $cmyn3^* = 1.0 \ 1.0 \ 1.0 \ (0.0)$
 $olvi4^* = 1.0 \ 1.0 \ 1.0 \ 0.0$
 $cmyn4^* = 0.0 \ 0.0 \ 0.0 \ 1.0$

standard and adapted CIELAB
 $LAB^*LAB = 18.02 \ 0.5 \ -0.46$
 $LAB^*LABa = 18.02 \ 0.0 \ 0.0$
 $LAB^*TCHa = 0.01 \ 0.01 \ -$

relative CIELAB lab*
 $lab^*lab = 0.0 \ 0.0 \ 0.0$
 $lab^*tch = 0.0 \ 0.0 \ -$
 $lab^*nch = 1.0 \ 0.0 \ -$

relative Natural Colour (NC)
 $lab^*lrj = 0.0 \ 0.0 \ 0.0$
 $lab^*tce = 0.0 \ 0.0 \ -$
 $lab^*nce = 1.0 \ 0.0 \ -$

relative Inform. Technology (IT)
 $olvi3^* = 1.0 \ 1.0 \ 0.5 \ (1.0)$
 $cmyn3^* = 0.0 \ 0.0 \ 0.5 \ (0.0)$
 $olvi4^* = 1.0 \ 1.0 \ 0.5 \ 1.0$
 $cmyn4^* = 0.0 \ 0.0 \ 0.5 \ 0.0$

standard and adapted CIELAB
 $LAB^*LAB = 92.88 \ -6.06 \ 50.46$
 $LAB^*LABa = 92.88 \ -5.13 \ 45.87$
 $LAB^*TCHa = 75.0 \ 46.16 \ 96.39$

relative CIELAB lab*
 $lab^*lab = 0.967 \ -0.055 \ 0.497$
 $lab^*tch = 0.75 \ 0.5 \ 0.268$
 $lab^*nch = 0.0 \ 0.5 \ 0.268$

relative Natural Colour (NC)
 $lab^*lrj = 0.967 \ -0.048 \ 0.497$
 $lab^*tce = 0.75 \ 0.5 \ 0.266$
 $lab^*nce = 0.0 \ 0.5 \ j06g$

relative Inform. Technology (IT)
 $olvi3^* = 0.5 \ 0.5 \ 0.0 \ (1.0)$
 $cmyn3^* = 0.5 \ 0.5 \ 1.0 \ (0.0)$
 $olvi4^* = 1.0 \ 1.0 \ 0.5 \ 0.5$
 $cmyn4^* = 0.0 \ 0.0 \ 0.5 \ 0.5$

standard and adapted CIELAB
 $LAB^*LAB = 54.19 \ -5.32 \ 47.85$
 $LAB^*LABa = 54.19 \ -5.13 \ 45.87$
 $LAB^*TCHa = 25.01 \ 46.16 \ 96.39$

relative CIELAB lab*
 $lab^*lab = 0.467 \ -0.055 \ 0.497$
 $lab^*tch = 0.25 \ 0.5 \ 0.268$
 $lab^*nch = 0.5 \ 0.5 \ 0.268$

relative Natural Colour (NC)
 $lab^*lrj = 0.467 \ -0.048 \ 0.497$
 $lab^*tce = 0.25 \ 0.5 \ 0.266$
 $lab^*nce = 0.5 \ 0.5 \ j06g$

relative Inform. Technology (IT)
 $olvi3^* = 1.0 \ 1.0 \ 0.0 \ (1.0)$
 $cmyn3^* = 0.0 \ 0.0 \ 1.0 \ (0.0)$
 $olvi4^* = 1.0 \ 1.0 \ 0.0 \ 1.0$
 $cmyn4^* = 0.0 \ 0.0 \ 1.0 \ 0.0$

standard and adapted CIELAB
 $LAB^*LAB = 90.37 \ -11.15 \ 96.17$
 $LAB^*LABa = 90.37 \ -10.26 \ 91.75$
 $LAB^*TCHa = 50.0 \ 92.32 \ 96.39$

relative CIELAB lab*
 $lab^*lab = 0.935 \ -0.11 \ 0.994$
 $lab^*tch = 0.5 \ 1.0 \ 0.268$
 $lab^*nch = 0.0 \ 1.0 \ 0.268$

relative Natural Colour (NC)
 $lab^*lrj = 0.935 \ -0.097 \ 0.995$
 $lab^*tce = 0.5 \ 1.0 \ 0.266$
 $lab^*nce = 0.0 \ 1.0 \ j06g$

Siehe ähnliche Dateien: <http://www.ps.bam.de/TG07/>
 Technische Information: <http://www.ps.bam.de> Version 2.1, io=1,1

BAM-Registrierung: 20060101-TG07/10L/L07G01NP.PS/.PDF BAM-Material: Code=rh4ta
 Anwendung für Beurteilung und Messung von Drucker- oder Monitorssystemen
 /TG07/ Form: 2/10, Serie: 1/1, Seite: 2
 Seitenlung 2

TG070-7, 3 stufige Reihen für konstanten CIELAB Buntton 91/360 = 0.253 (links)

3 stufige Reihen für konstanten CIELAB Buntton 96/360 = 0.268 (rechts)

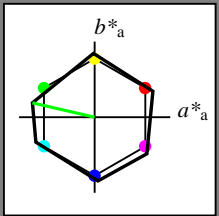
BAM-Prüfvorlage TG07; Farbmimetrik-Systeme NRS11 & ORS18 input: $olv^* setrgbcolor$
 D65: 3stufige Farbreihen und Koordinaten-Daten für 10 Bunttöne output: *no change compared to input*

Eingabe: Farbmétrisches Reflexions-System NRS11

für Buntton $h^* = lab^*h = 167/360 = 0.464$
 lab^*tch und lab^*nch

D65: Buntton G
 LCH*Ma: 53 84 167
 olv*Ma: 0.0 1.0 0.0

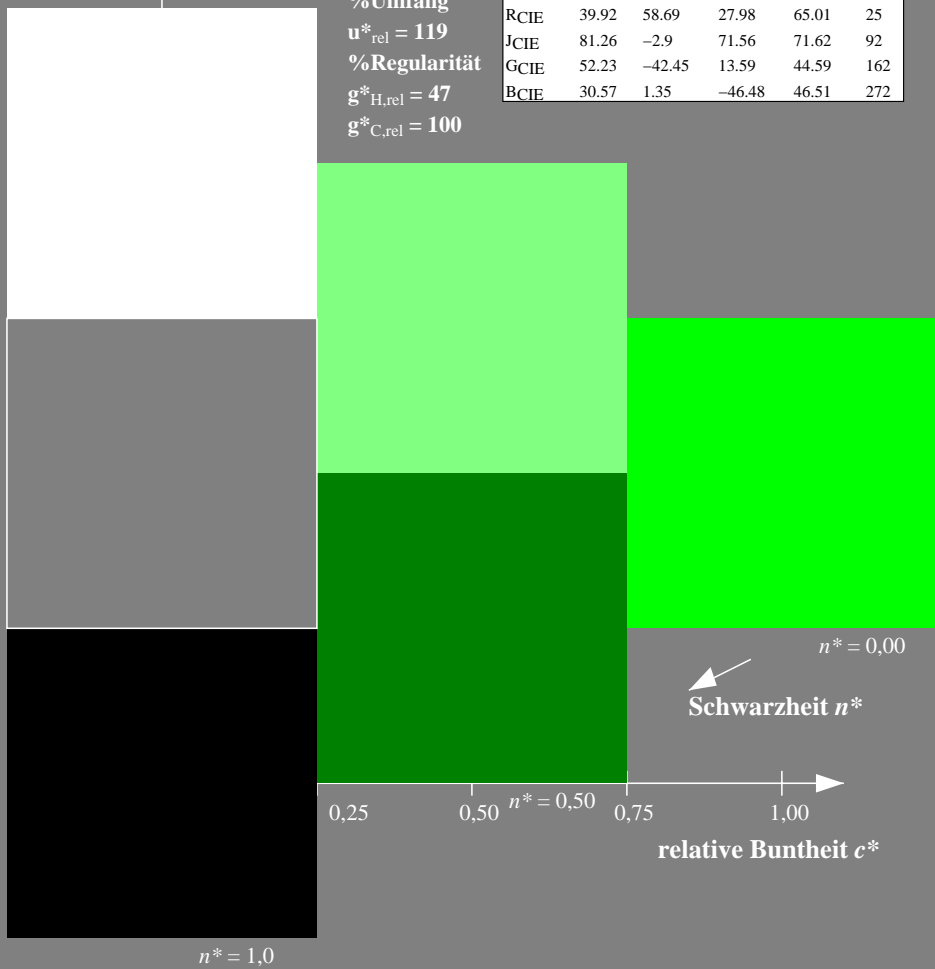
Dreiecks-Helligkeit t^*



NRS11; adaptierte CIELAB-Daten

	$L^*=L^*_a$	a^*_a	b^*_a	$C^*_{ab,a}$	$h^*_{ab,a}$
RMa	53.2	77.06	34.32	84.36	24
JMa	53.2	-1.51	84.38	84.39	91
GMa	53.2	-82.27	18.98	84.44	167
G50BMa	53.2	-77.72	-32.98	84.44	203
BMa	53.2	4.37	-84.28	84.41	273
B50RMa	53.2	69.09	-48.41	84.37	325
NMa	10.99	0.0	0.0	0.0	0
WMa	95.41	0.0	0.0	0.0	0
RCIE	39.92	58.69	27.98	65.01	25
JCIE	81.26	-2.9	71.56	71.62	92
GCIE	52.23	-42.45	13.59	44.59	162
BCIE	30.57	1.35	-46.48	46.51	272

%Umfang
 $u^*_{rel} = 119$
 %Regularität
 $g^*_{H,rel} = 47$
 $g^*_{C,rel} = 100$

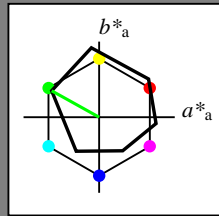


Ausgabe: Farbmétrisches Reflexions-System ORS18

für Buntton $h^* = lab^*h = 151/360 = 0.419$
 lab^*tch und lab^*nch

D65: Buntton L
 LCH*Ma: 51 72 151
 olv*Ma: 0.0 1.0 0.0

Dreiecks-Helligkeit t^*



ORS18; adaptierte CIELAB-Daten

	$L^*=L^*_a$	a^*_a	b^*_a	$C^*_{ab,a}$	$h^*_{ab,a}$
OMa	47.94	65.37	50.52	82.62	38
YMa	90.37	-10.27	91.77	92.34	96
LMa	50.9	-62.79	34.95	71.87	151
CMa	58.62	-30.35	-45.01	54.3	236
VMa	25.71	31.11	-44.42	54.24	305
MMa	48.13	75.27	-8.35	75.73	354
NMa	18.01	0.0	0.0	0.0	0
WMa	95.41	0.0	0.0	0.0	0
RCIE	39.92	58.66	26.98	64.56	25
JCIE	81.26	-2.17	67.76	67.79	92
GCIE	52.23	-42.26	11.75	43.87	164
BCIE	30.57	1.15	-46.84	46.87	271

%Umfang
 $u^*_{rel} = 93$
 %Regularität
 $g^*_{H,rel} = 57$
 $g^*_{C,rel} = 59$

relative Inform. Technology (IT)
 $olvi3^* = 1.0 \ 1.0 \ 1.0 \ (1.0)$
 $cmyn3^* = 0.0 \ 0.0 \ 0.0 \ (0.0)$
 $olvi4^* = 1.0 \ 1.0 \ 1.0 \ 1.0$
 $cmyn4^* = 0.0 \ 0.0 \ 0.0 \ 0.0$

standard and adapted CIELAB
 $LAB^*LAB = 95.41 \ -0.97 \ 4.75$
 $LAB^*LABa = 95.41 \ 0.0 \ 0.0$
 $LAB^*TCHa = 99.99 \ 0.01 \ -$

relative CIELAB lab*
 $lab^*lab = 1.0 \ 0.0 \ 0.0$
 $lab^*tch = 1.0 \ 0.0 \ -$
 $lab^*nch = 0.0 \ 0.0 \ -$

relative Natural Colour (NC)
 $lab^*lrj = 1.0 \ 0.0 \ 0.0$
 $lab^*tce = 1.0 \ 0.0 \ -$
 $lab^*nce = 0.0 \ 0.0 \ -$

relative Inform. Technology (IT)
 $olvi3^* = 0.5 \ 0.5 \ 0.5 \ (1.0)$
 $cmyn3^* = 0.5 \ 0.5 \ 0.5 \ (0.0)$
 $olvi4^* = 1.0 \ 1.0 \ 1.0 \ 0.5$
 $cmyn4^* = 0.0 \ 0.0 \ 0.0 \ 0.5$

standard and adapted CIELAB
 $LAB^*LAB = 56.71 \ -0.23 \ 2.14$
 $LAB^*LABa = 56.71 \ 0.0 \ 0.0$
 $LAB^*TCHa = 50.0 \ 0.01 \ -$

relative CIELAB lab*
 $lab^*lab = 0.5 \ 0.0 \ 0.0$
 $lab^*tch = 0.5 \ 0.0 \ -$
 $lab^*nch = 0.5 \ 0.0 \ -$

relative Natural Colour (NC)
 $lab^*lrj = 0.5 \ 0.0 \ 0.0$
 $lab^*tce = 0.5 \ 0.0 \ -$
 $lab^*nce = 0.5 \ 0.0 \ -$

relative Inform. Technology (IT)
 $olvi3^* = 0.0 \ 0.0 \ 0.0 \ (1.0)$
 $cmyn3^* = 1.0 \ 1.0 \ 1.0 \ (0.0)$
 $olvi4^* = 1.0 \ 1.0 \ 1.0 \ 0.0$
 $cmyn4^* = 0.0 \ 0.0 \ 0.0 \ 1.0$

standard and adapted CIELAB
 $LAB^*LAB = 18.02 \ 0.5 \ -0.46$
 $LAB^*LABa = 18.02 \ 0.0 \ 0.0$
 $LAB^*TCHa = 0.01 \ 0.01 \ -$

relative CIELAB lab*
 $lab^*lab = 0.0 \ 0.0 \ 0.0$
 $lab^*tch = 0.0 \ 0.0 \ -$
 $lab^*nch = 1.0 \ 0.0 \ -$

relative Natural Colour (NC)
 $lab^*lrj = 0.0 \ 0.0 \ 0.0$
 $lab^*tce = 0.0 \ 0.0 \ -$
 $lab^*nce = 1.0 \ 0.0 \ -$

relative Inform. Technology (IT)
 $olvi3^* = 0.5 \ 1.0 \ 0.5 \ (1.0)$
 $cmyn3^* = 0.5 \ 0.0 \ 0.5 \ (0.0)$
 $olvi4^* = 0.5 \ 1.0 \ 0.5 \ 1.0$
 $cmyn4^* = 0.5 \ 0.0 \ 0.5 \ 0.0$

standard and adapted CIELAB
 $LAB^*LAB = 73.15 \ -31.94 \ 20.73$
 $LAB^*LABa = 73.15 \ -31.38 \ 17.47$
 $LAB^*TCHa = 75.0 \ 35.93 \ 150.91$

relative CIELAB lab*
 $lab^*lab = 0.712 \ -0.436 \ 0.243$
 $lab^*tch = 0.75 \ 0.5 \ 0.419$
 $lab^*nch = 0.0 \ 0.5 \ 0.419$

relative Natural Colour (NC)
 $lab^*lrj = 0.712 \ -0.478 \ 0.144$
 $lab^*tce = 0.75 \ 0.5 \ 0.453$
 $lab^*nce = 0.0 \ 0.5 \ j81g$

relative Inform. Technology (IT)
 $olvi3^* = 0.0 \ 0.5 \ 0.0 \ (1.0)$
 $cmyn3^* = 0.5 \ 1.0 \ (0.0)$
 $olvi4^* = 0.5 \ 1.0 \ 0.5 \ 0.5$
 $cmyn4^* = 0.5 \ 0.0 \ 0.5 \ 0.5$

standard and adapted CIELAB
 $LAB^*LAB = 34.46 \ -31.2 \ 18.11$
 $LAB^*LABa = 34.46 \ -31.38 \ 17.47$
 $LAB^*TCHa = 25.01 \ 35.93 \ 150.91$

relative CIELAB lab*
 $lab^*lab = 0.213 \ -0.436 \ 0.243$
 $lab^*tch = 0.25 \ 0.5 \ 0.419$
 $lab^*nch = 0.5 \ 0.5 \ 0.419$

relative Natural Colour (NC)
 $lab^*lrj = 0.213 \ -0.478 \ 0.144$
 $lab^*tce = 0.25 \ 0.5 \ 0.453$
 $lab^*nce = 0.5 \ 0.5 \ j81g$

relative Inform. Technology (IT)
 $olvi3^* = 0.0 \ 0.0 \ 0.0 \ (1.0)$
 $cmyn3^* = 1.0 \ 1.0 \ 1.0 \ (0.0)$
 $olvi4^* = 1.0 \ 1.0 \ 1.0 \ 0.0$
 $cmyn4^* = 0.0 \ 0.0 \ 0.0 \ 1.0$

standard and adapted CIELAB
 $LAB^*LAB = 18.02 \ 0.5 \ -0.46$
 $LAB^*LABa = 18.02 \ 0.0 \ 0.0$
 $LAB^*TCHa = 0.01 \ 0.01 \ -$

relative CIELAB lab*
 $lab^*lab = 0.0 \ 0.0 \ 0.0$
 $lab^*tch = 0.0 \ 0.0 \ -$
 $lab^*nch = 1.0 \ 0.0 \ -$

relative Natural Colour (NC)
 $lab^*lrj = 0.0 \ 0.0 \ 0.0$
 $lab^*tce = 0.0 \ 0.0 \ -$
 $lab^*nce = 1.0 \ 0.0 \ -$

relative Inform. Technology (IT)
 $olvi3^* = 0.0 \ 1.0 \ 0.0 \ (1.0)$
 $cmyn3^* = 1.0 \ 0.0 \ 1.0 \ (0.0)$
 $olvi4^* = 0.0 \ 1.0 \ 0.0 \ 1.0$
 $cmyn4^* = 1.0 \ 0.0 \ 1.0 \ 0.0$

standard and adapted CIELAB
 $LAB^*LAB = 50.9 \ -62.91 \ 36.69$
 $LAB^*LABa = 50.9 \ -62.78 \ 34.94$
 $LAB^*TCHa = 50.0 \ 71.86 \ 150.91$

relative CIELAB lab*
 $lab^*lab = 0.425 \ -0.873 \ 0.486$
 $lab^*tch = 0.5 \ 1.0 \ 0.419$
 $lab^*nch = 0.0 \ 1.0 \ 0.419$

relative Natural Colour (NC)
 $lab^*lrj = 0.425 \ -0.956 \ 0.289$
 $lab^*tce = 0.5 \ 1.0 \ 0.453$
 $lab^*nce = 0.0 \ 1.0 \ j81g$

relative Inform. Technology (IT)
 $olvi3^* = 0.0 \ 0.0 \ 0.0 \ (1.0)$
 $cmyn3^* = 1.0 \ 1.0 \ 1.0 \ (0.0)$
 $olvi4^* = 1.0 \ 1.0 \ 1.0 \ 0.0$
 $cmyn4^* = 0.0 \ 0.0 \ 0.0 \ 1.0$

standard and adapted CIELAB
 $LAB^*LAB = 18.02 \ 0.5 \ -0.46$
 $LAB^*LABa = 18.02 \ 0.0 \ 0.0$
 $LAB^*TCHa = 0.01 \ 0.01 \ -$

relative CIELAB lab*
 $lab^*lab = 0.0 \ 0.0 \ 0.0$
 $lab^*tch = 0.0 \ 0.0 \ -$
 $lab^*nch = 1.0 \ 0.0 \ -$

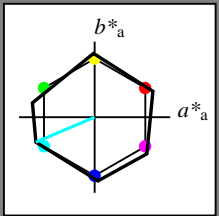
relative Natural Colour (NC)
 $lab^*lrj = 0.0 \ 0.0 \ 0.0$
 $lab^*tce = 0.0 \ 0.0 \ -$
 $lab^*nce = 1.0 \ 0.0 \ -$

Eingabe: Farbmimetrisches Reflexions-System NRS11

für Buntton $h^* = lab^*h = 203/360 = 0.564$
 lab^*tch und lab^*nch

D65: Buntton G50B
 LCH*Ma: 53 84 203
 olv*Ma: 0.0 1.0 1.0

Dreiecks-Helligkeit t^*



NRS11; adaptierte CIELAB-Daten

	$L^*=L^*_a$	a^*_a	b^*_a	$C^*_{ab,a}$	$h^*_{ab,a}$
RMa	53.2	77.06	34.32	84.36	24
JMa	53.2	-1.51	84.38	84.39	91
GMa	53.2	-82.27	18.98	84.44	167
G50BMa	53.2	-77.72	-32.98	84.44	203
BMa	53.2	4.37	-84.28	84.41	273
B50RMa	53.2	69.09	-48.41	84.37	325
NMa	10.99	0.0	0.0	0.0	0
WMa	95.41	0.0	0.0	0.0	0
RCIE	39.92	58.69	27.98	65.01	25
JCIE	81.26	-2.9	71.56	71.62	92
GCIE	52.23	-42.45	13.59	44.59	162
BCIE	30.57	1.35	-46.48	46.51	272

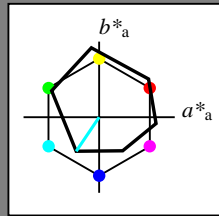
%Umfang
 $u^*_{rel} = 119$
 %Regularität
 $g^*_{H,rel} = 47$
 $g^*_{C,rel} = 100$

Ausgabe: Farbmimetrisches Reflexions-System ORS18

für Buntton $h^* = lab^*h = 236/360 = 0.656$
 lab^*tch und lab^*nch

D65: Buntton C
 LCH*Ma: 59 54 236
 olv*Ma: 0.0 1.0 1.0

Dreiecks-Helligkeit t^*



ORS18; adaptierte CIELAB-Daten

	$L^*=L^*_a$	a^*_a	b^*_a	$C^*_{ab,a}$	$h^*_{ab,a}$
OMa	47.94	65.37	50.52	82.62	38
YMa	90.37	-10.27	91.77	92.34	96
LMa	50.9	-62.79	34.95	71.87	151
CMa	58.62	-30.35	-45.01	54.3	236
VMa	25.71	31.11	-44.42	54.24	305
MMa	48.13	75.27	-8.35	75.73	354
NMa	18.01	0.0	0.0	0.0	0
WMa	95.41	0.0	0.0	0.0	0
RCIE	39.92	58.66	26.98	64.56	25
JCIE	81.26	-2.17	67.76	67.79	92
GCIE	52.23	-42.26	11.75	43.87	164
BCIE	30.57	1.15	-46.84	46.87	271

%Umfang
 $u^*_{rel} = 93$
 %Regularität
 $g^*_{H,rel} = 57$
 $g^*_{C,rel} = 59$

relative Inform. Technology (IT)
 $olvi3^* = 1.0 \ 1.0 \ 1.0 \ (1.0)$
 $cmyn3^* = 0.0 \ 0.0 \ 0.0 \ (0.0)$
 $olvi4^* = 1.0 \ 1.0 \ 1.0 \ 1.0$
 $cmyn4^* = 0.0 \ 0.0 \ 0.0 \ 0.0$

standard and adapted CIELAB
 $LAB^*LAB = 95.41 \ -0.97 \ 4.75$
 $LAB^*LABa = 95.41 \ 0.0 \ 0.0$
 $LAB^*TCHa = 99.99 \ 0.01 \ -$

relative CIELAB lab*
 $lab^*lab = 1.0 \ 0.0 \ 0.0$
 $lab^*tch = 1.0 \ 0.0 \ -$
 $lab^*nch = 0.0 \ 0.0 \ -$

relative Natural Colour (NC)
 $lab^*lrj = 1.0 \ 0.0 \ 0.0$
 $lab^*tce = 1.0 \ 0.0 \ -$
 $lab^*nce = 0.0 \ 0.0 \ -$

relative Inform. Technology (IT)
 $olvi3^* = 0.5 \ 0.5 \ 0.5 \ (1.0)$
 $cmyn3^* = 0.5 \ 0.5 \ 0.5 \ (0.0)$
 $olvi4^* = 1.0 \ 1.0 \ 1.0 \ 0.5$
 $cmyn4^* = 0.0 \ 0.0 \ 0.0 \ 0.5$

standard and adapted CIELAB
 $LAB^*LAB = 56.71 \ -0.23 \ 2.14$
 $LAB^*LABa = 56.71 \ 0.0 \ 0.0$
 $LAB^*TCHa = 50.0 \ 0.01 \ -$

relative CIELAB lab*
 $lab^*lab = 0.5 \ 0.0 \ 0.0$
 $lab^*tch = 0.5 \ 0.0 \ -$
 $lab^*nch = 0.5 \ 0.0 \ -$

relative Natural Colour (NC)
 $lab^*lrj = 0.5 \ 0.0 \ 0.0$
 $lab^*tce = 0.5 \ 0.0 \ -$
 $lab^*nce = 0.5 \ 0.0 \ -$

relative Inform. Technology (IT)
 $olvi3^* = 0.0 \ 0.0 \ 0.0 \ (1.0)$
 $cmyn3^* = 1.0 \ 1.0 \ 1.0 \ (0.0)$
 $olvi4^* = 1.0 \ 1.0 \ 1.0 \ 0.0$
 $cmyn4^* = 0.0 \ 0.0 \ 0.0 \ 1.0$

standard and adapted CIELAB
 $LAB^*LAB = 18.02 \ 0.5 \ -0.46$
 $LAB^*LABa = 18.02 \ 0.0 \ 0.0$
 $LAB^*TCHa = 0.01 \ 0.01 \ -$

relative CIELAB lab*
 $lab^*lab = 0.0 \ 0.0 \ 0.0$
 $lab^*tch = 0.0 \ 0.0 \ -$
 $lab^*nch = 1.0 \ 0.0 \ -$

relative Natural Colour (NC)
 $lab^*lrj = 0.0 \ 0.0 \ 0.0$
 $lab^*tce = 0.0 \ 0.0 \ -$
 $lab^*nce = 1.0 \ 0.0 \ -$

relative Inform. Technology (IT)
 $olvi3^* = 0.5 \ 1.0 \ 1.0 \ (1.0)$
 $cmyn3^* = 0.5 \ 0.0 \ 0.0 \ (0.0)$
 $olvi4^* = 0.5 \ 1.0 \ 1.0 \ 1.0$
 $cmyn4^* = 0.5 \ 0.0 \ 0.0 \ 0.0$

standard and adapted CIELAB
 $LAB^*LAB = 77.01 \ -15.79 \ -18.98$
 $LAB^*LABa = 77.01 \ -15.16 \ -22.5$
 $LAB^*TCHa = 75.0 \ 27.15 \ 236.01$

relative CIELAB lab*
 $lab^*lab = 0.762 \ -0.278 \ -0.413$
 $lab^*tch = 0.75 \ 0.5 \ 0.656$
 $lab^*nch = 0.0 \ 0.5 \ 0.656$

relative Natural Colour (NC)
 $lab^*lrj = 0.762 \ -0.247 \ -0.433$
 $lab^*tce = 0.75 \ 0.5 \ 0.667$
 $lab^*nce = 0.0 \ 0.5 \ g66b$

relative Inform. Technology (IT)
 $olvi3^* = 0.0 \ 0.5 \ 0.5 \ (1.0)$
 $cmyn3^* = 1.0 \ 0.5 \ 0.5 \ (0.0)$
 $olvi4^* = 0.5 \ 1.0 \ 1.0 \ 0.5$
 $cmyn4^* = 0.5 \ 0.0 \ 0.0 \ 0.5$

standard and adapted CIELAB
 $LAB^*LAB = 38.32 \ -15.05 \ -21.59$
 $LAB^*LABa = 38.32 \ -15.16 \ -22.5$
 $LAB^*TCHa = 25.01 \ 27.15 \ 236.01$

relative CIELAB lab*
 $lab^*lab = 0.262 \ -0.278 \ -0.413$
 $lab^*tch = 0.25 \ 0.5 \ 0.656$
 $lab^*nch = 0.5 \ 0.5 \ 0.656$

relative Natural Colour (NC)
 $lab^*lrj = 0.262 \ -0.247 \ -0.433$
 $lab^*tce = 0.25 \ 0.5 \ 0.667$
 $lab^*nce = 0.5 \ 0.5 \ g66b$

relative Inform. Technology (IT)
 $olvi3^* = 0.0 \ 1.0 \ 1.0 \ (1.0)$
 $cmyn3^* = 1.0 \ 0.0 \ 0.0 \ (0.0)$
 $olvi4^* = 0.0 \ 1.0 \ 1.0 \ 1.0$
 $cmyn4^* = 1.0 \ 0.0 \ 0.0 \ 0.0$

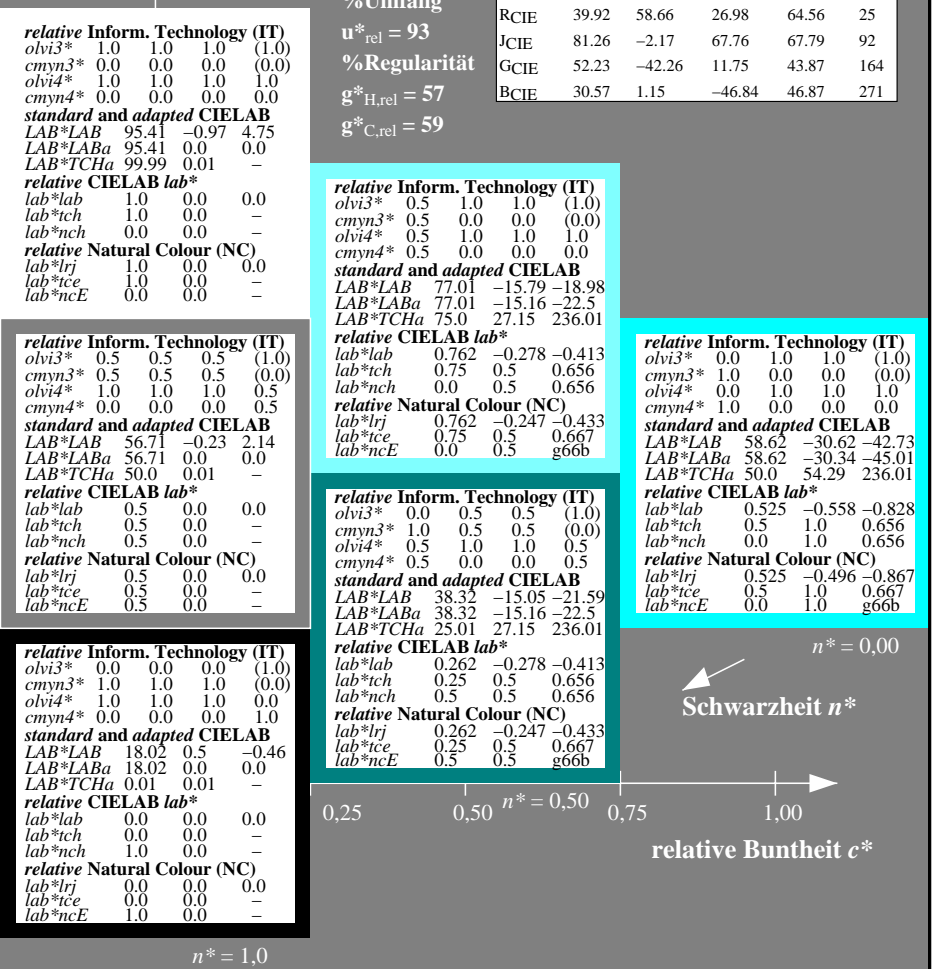

standard and adapted CIELAB
 $LAB^*LAB = 58.62 \ -30.62 \ -42.73$
 $LAB^*LABa = 58.62 \ -30.34 \ -45.01$
 $LAB^*TCHa = 50.0 \ 54.29 \ 236.01$

relative CIELAB lab*
 $lab^*lab = 0.525 \ -0.558 \ -0.828$
 $lab^*tch = 0.5 \ 1.0 \ 0.656$
 $lab^*nch = 0.0 \ 1.0 \ 0.656$

relative Natural Colour (NC)
 $lab^*lrj = 0.525 \ -0.496 \ -0.867$
 $lab^*tce = 0.5 \ 1.0 \ 0.667$
 $lab^*nce = 0.0 \ 1.0 \ g66b$

Siehe ähnliche Dateien: <http://www.ps.bam.de/TG07/>
 Technische Information: <http://www.ps.bam.de> Version 2.1, io=1,1

BAM-Registrierung: 20060101-TG07/10L/L07G03NP.PS/.PDF BAM-Material: Code=rh4ta
 Anwendung für Beurteilung und Messung von Drucker- oder Monitorssystemen
 /TG07/ Form: 4/10, Serie: 1/1, Seite: 4
 Seitenhang 4



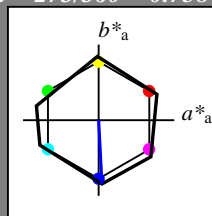
TG070-7, 3 stufige Reihen für konstanten CIELAB Buntton 203/360 = 0.564 (links)

3 stufige Reihen für konstanten CIELAB Buntton 236/360 = 0.656 (rechts)

Eingabe: Farbmimetrisches Reflexions-System NRS11

für Buntton $h^* = lab^*h = 273/360 = 0.758$
 lab^*tch und lab^*nch

D65: Buntton B
 LCH*Ma: 53 84 273
 olv*Ma: 0.0 0.0 1.0
 Dreiecks-Helligkeit t^*



NRS11; adaptierte CIELAB-Daten

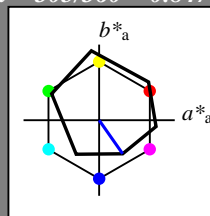
	$L^*=L^*_a$	a^*_a	b^*_a	$C^*_{ab,a}$	$h^*_{ab,a}$
RMa	53.2	77.06	34.32	84.36	24
JMa	53.2	-1.51	84.38	84.39	91
GMa	53.2	-82.27	18.98	84.44	167
G50BMa	53.2	-77.72	-32.98	84.44	203
BMa	53.2	4.37	-84.28	84.41	273
B50RMa	53.2	69.09	-48.41	84.37	325
NMa	10.99	0.0	0.0	0.0	0
WMa	95.41	0.0	0.0	0.0	0
RCIE	39.92	58.69	27.98	65.01	25
JCIE	81.26	-2.9	71.56	71.62	92
GCIE	52.23	-42.45	13.59	44.59	162
BCIE	30.57	1.35	-46.48	46.51	272

%Umfang
 $u^*_{rel} = 119$
 %Regularität
 $g^*_{H,rel} = 47$
 $g^*_{C,rel} = 100$

Ausgabe: Farbmimetrisches Reflexions-System ORS18

für Buntton $h^* = lab^*h = 305/360 = 0.847$
 lab^*tch und lab^*nch

D65: Buntton V
 LCH*Ma: 26 54 305
 olv*Ma: 0.0 0.0 1.0
 Dreiecks-Helligkeit t^*



ORS18; adaptierte CIELAB-Daten

	$L^*=L^*_a$	a^*_a	b^*_a	$C^*_{ab,a}$	$h^*_{ab,a}$
OMa	47.94	65.37	50.52	82.62	38
YMa	90.37	-10.27	91.77	92.34	96
LMa	50.9	-62.79	34.95	71.87	151
CMa	58.62	-30.35	-45.01	54.3	236
VMa	25.71	31.11	-44.42	54.24	305
MMa	48.13	75.27	-8.35	75.73	354
NMa	18.01	0.0	0.0	0.0	0
WMa	95.41	0.0	0.0	0.0	0
RCIE	39.92	58.66	26.98	64.56	25
JCIE	81.26	-2.17	67.76	67.79	92
GCIE	52.23	-42.26	11.75	43.87	164
BCIE	30.57	1.15	-46.84	46.87	271

%Umfang
 $u^*_{rel} = 93$
 %Regularität
 $g^*_{H,rel} = 57$
 $g^*_{C,rel} = 59$

relative Inform. Technology (IT)

olvi3*	1.0	1.0	1.0	(1.0)
cmyn3*	0.0	0.0	0.0	(0.0)
olvi4*	1.0	1.0	1.0	1.0
cmyn4*	0.0	0.0	0.0	0.0

standard and adapted CIELAB

LAB*LAB	95.41	-0.97	4.75
LAB*LABa	95.41	0.0	0.0
LAB*TCHa	99.99	0.01	-

relative CIELAB lab*

lab*lab	1.0	0.0	0.0
lab*tch	1.0	0.0	-
lab*nch	0.0	0.0	-

relative Natural Colour (NC)

lab*lrj	1.0	0.0	0.0
lab*tce	1.0	0.0	-
lab*nce	0.0	0.0	-

relative Inform. Technology (IT)

olvi3*	0.5	0.5	1.0	(1.0)
cmyn3*	0.5	0.5	0.0	(0.0)
olvi4*	0.5	0.5	1.0	1.0
cmyn4*	0.5	0.5	0.0	0.0

standard and adapted CIELAB

LAB*LAB	60.56	15.24	-19.79
LAB*LABa	60.56	15.55	-22.2
LAB*TCHa	75.0	27.11	305.0

relative CIELAB lab*

lab*lab	0.55	0.287	-0.408
lab*tch	0.75	0.5	0.847
lab*nch	0.0	0.5	0.847

relative Natural Colour (NC)

lab*lrj	0.55	0.225	-0.446
lab*tce	0.75	0.5	0.824
lab*nce	0.0	0.5	b29r

relative Inform. Technology (IT)

olvi3*	0.5	0.5	0.5	(1.0)
cmyn3*	0.5	0.5	0.5	(0.0)
olvi4*	1.0	1.0	1.0	0.5
cmyn4*	0.0	0.0	0.0	0.5

standard and adapted CIELAB

LAB*LAB	56.71	-0.23	2.14
LAB*LABa	56.71	0.0	0.0
LAB*TCHa	50.0	0.01	-

relative CIELAB lab*

lab*lab	0.5	0.0	0.0
lab*tch	0.5	0.0	-
lab*nch	0.5	0.0	-

relative Natural Colour (NC)

lab*lrj	0.5	0.0	0.0
lab*tce	0.5	0.0	-
lab*nce	0.5	0.0	-

relative Inform. Technology (IT)

olvi3*	0.0	0.0	0.5	(1.0)
cmyn3*	1.0	1.0	0.5	(0.0)
olvi4*	0.5	0.5	1.0	0.5
cmyn4*	0.5	0.5	0.0	0.5

standard and adapted CIELAB

LAB*LAB	21.87	15.98	-22.4
LAB*LABa	21.87	15.55	-22.2
LAB*TCHa	25.01	27.11	305.0

relative CIELAB lab*

lab*lab	0.05	0.287	-0.408
lab*tch	0.25	0.5	0.847
lab*nch	0.5	0.5	0.847

relative Natural Colour (NC)

lab*lrj	0.05	0.225	-0.446
lab*tce	0.25	0.5	0.824
lab*nce	0.5	0.5	b29r

relative Inform. Technology (IT)

olvi3*	0.0	0.0	1.0	(1.0)
cmyn3*	1.0	1.0	0.0	(0.0)
olvi4*	0.0	0.0	1.0	1.0
cmyn4*	1.0	1.0	0.0	0.0

standard and adapted CIELAB

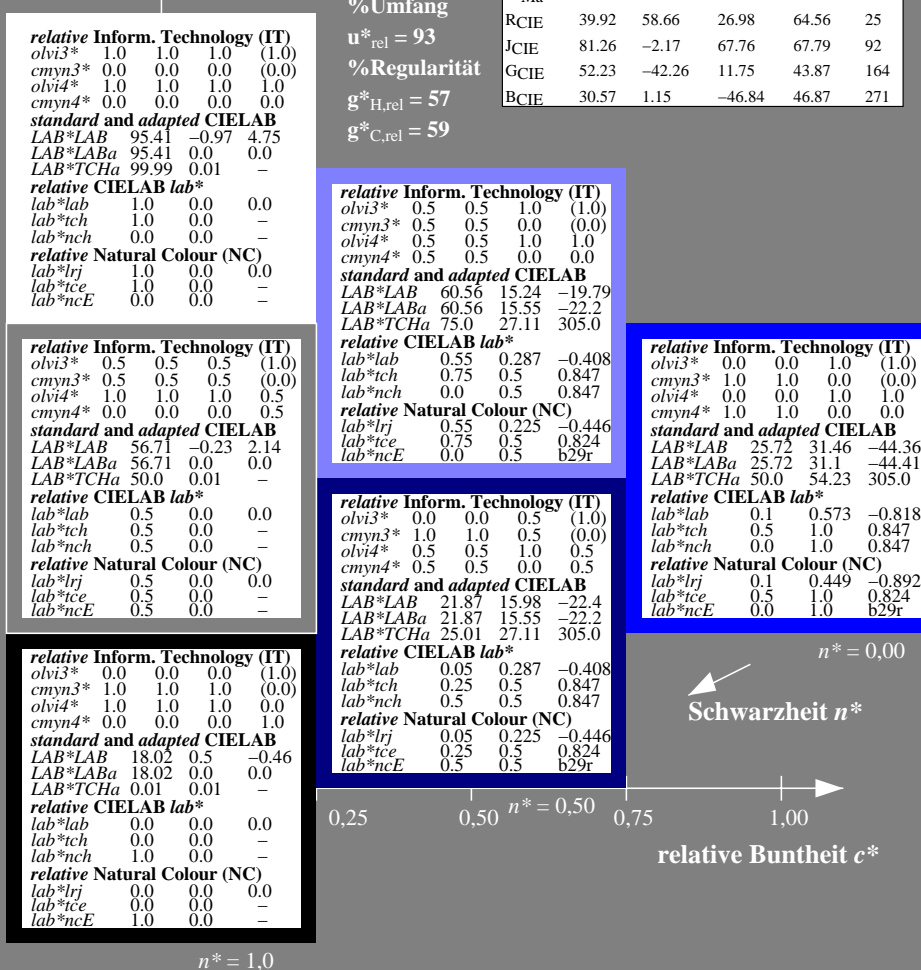
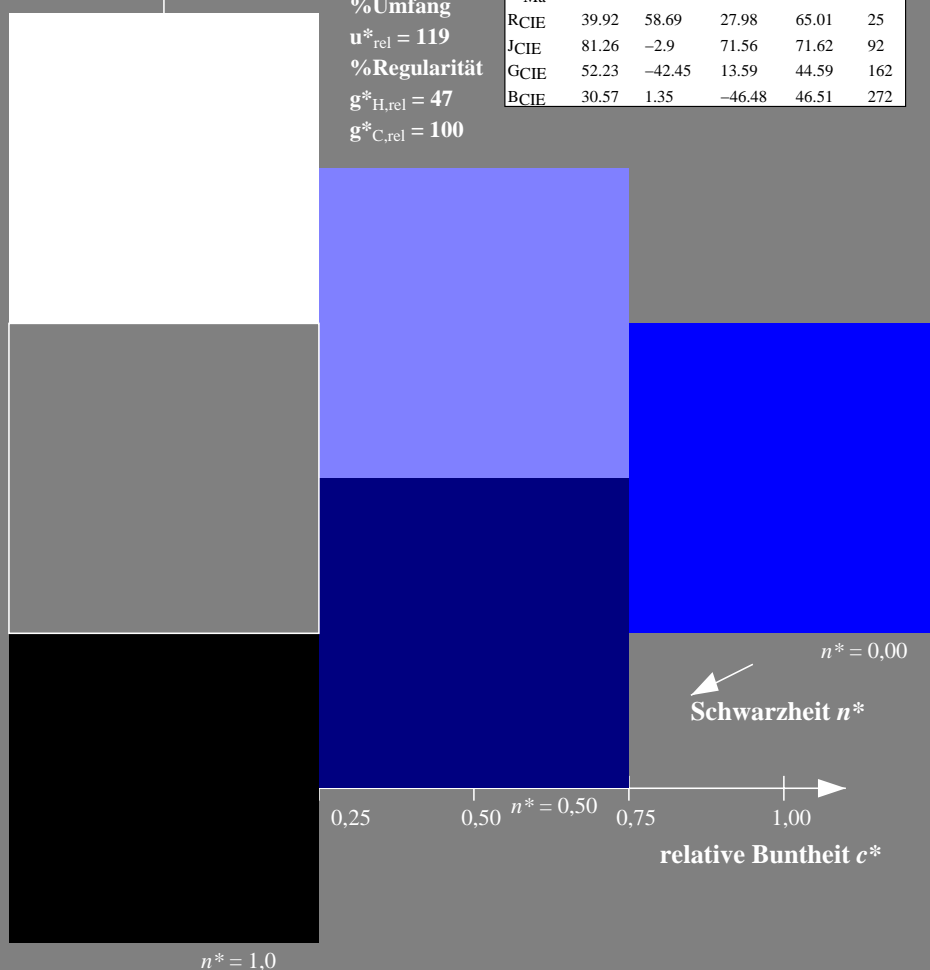
LAB*LAB	25.72	31.46	-44.36
LAB*LABa	25.72	31.1	-44.41
LAB*TCHa	50.0	54.23	305.0

relative CIELAB lab*

lab*lab	0.1	0.573	-0.818
lab*tch	0.5	1.0	0.847
lab*nch	0.0	1.0	0.847

relative Natural Colour (NC)

lab*lrj	0.1	0.449	-0.892
lab*tce	0.5	1.0	0.824
lab*nce	0.0	1.0	b29r



Siehe ähnliche Dateien: <http://www.ps.bam.de/TG07/>
 Technische Information: <http://www.ps.bam.de/Version 2.1, io=1,1>

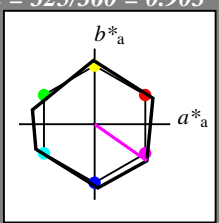
BAM-Registrierung: 20060101-TG07/10L/L07G04NP.PS/.PDF BAM-Material: Code=rh4ta
 Anwendung für Beurteilung und Messung von Drucker- oder Monitorssystemen
 /TG07/ Form: 5/10, Serie: 1/1, Seite: 5
 Seitenlung 5

Eingabe: Farbmétrisches Reflexions-System NRS11

für Buntton $h^* = lab^*h = 325/360 = 0.903$
 lab^*tch und lab^*nch

D65: Buntton B50R
 LCH*Ma: 53 84 325
 olv*Ma: 1.0 0.0 1.0

Dreiecks-Helligkeit t^*



NRS11; adaptierte CIELAB-Daten

	$L^*=L^*_a$	a^*_a	b^*_a	$C^*_{ab,a}$	$h^*_{ab,a}$
RMa	53.2	77.06	34.32	84.36	24
JMa	53.2	-1.51	84.38	84.39	91
GMa	53.2	-82.27	18.98	84.44	167
G50BMa	53.2	-77.72	-32.98	84.44	203
BMa	53.2	4.37	-84.28	84.41	273
B50RMa	53.2	69.09	-48.41	84.37	325
NMa	10.99	0.0	0.0	0.0	0
WMa	95.41	0.0	0.0	0.0	0
RCIE	39.92	58.69	27.98	65.01	25
JCIE	81.26	-2.9	71.56	71.62	92
GCIE	52.23	-42.45	13.59	44.59	162
BCIE	30.57	1.35	-46.48	46.51	272

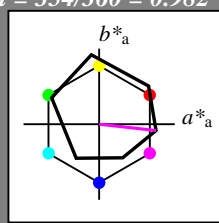
%Umfang
 $u^*_{rel} = 119$
 %Regularität
 $g^*_{H,rel} = 47$
 $g^*_{C,rel} = 100$

Ausgabe: Farbmétrisches Reflexions-System ORS18

für Buntton $h^* = lab^*h = 354/360 = 0.982$
 lab^*tch und lab^*nch

D65: Buntton M
 LCH*Ma: 48 76 354
 olv*Ma: 1.0 0.0 1.0

Dreiecks-Helligkeit t^*



ORS18; adaptierte CIELAB-Daten

	$L^*=L^*_a$	a^*_a	b^*_a	$C^*_{ab,a}$	$h^*_{ab,a}$
OMa	47.94	65.37	50.52	82.62	38
YMa	90.37	-10.27	91.77	92.34	96
LMa	50.9	-62.79	34.95	71.87	151
CMa	58.62	-30.35	-45.01	54.3	236
VMa	25.71	31.11	-44.42	54.24	305
MMa	48.13	75.27	-8.35	75.73	354
NMa	18.01	0.0	0.0	0.0	0
WMa	95.41	0.0	0.0	0.0	0
RCIE	39.92	58.66	26.98	64.56	25
JCIE	81.26	-2.17	67.76	67.79	92
GCIE	52.23	-42.26	11.75	43.87	164
BCIE	30.57	1.15	-46.84	46.87	271

%Umfang
 $u^*_{rel} = 93$
 %Regularität
 $g^*_{H,rel} = 57$
 $g^*_{C,rel} = 59$

relative Inform. Technology (IT)
 $olvi3^* = 1.0 \ 1.0 \ 1.0 \ (1.0)$
 $cmyn3^* = 0.0 \ 0.0 \ 0.0 \ (0.0)$
 $olvi4^* = 1.0 \ 1.0 \ 1.0 \ 1.0$
 $cmyn4^* = 0.0 \ 0.0 \ 0.0 \ 0.0$

standard and adapted CIELAB
 $LAB^*LAB = 95.41 \ -0.97 \ 4.75$
 $LAB^*LABa = 95.41 \ 0.0 \ 0.0$
 $LAB^*TCHa = 99.99 \ 0.01 \ -$

relative CIELAB lab*
 $lab^*lab = 1.0 \ 0.0 \ 0.0$
 $lab^*tch = 1.0 \ 0.0 \ -$
 $lab^*nch = 0.0 \ 0.0 \ -$

relative Natural Colour (NC)
 $lab^*lrj = 1.0 \ 0.0 \ 0.0$
 $lab^*tce = 1.0 \ 0.0 \ -$
 $lab^*nce = 0.0 \ 0.0 \ -$

relative Inform. Technology (IT)
 $olvi3^* = 0.5 \ 0.5 \ 0.5 \ (1.0)$
 $cmyn3^* = 0.5 \ 0.5 \ 0.5 \ (0.0)$
 $olvi4^* = 1.0 \ 1.0 \ 1.0 \ 0.5$
 $cmyn4^* = 0.0 \ 0.0 \ 0.0 \ 0.5$

standard and adapted CIELAB
 $LAB^*LAB = 56.71 \ -0.23 \ 2.14$
 $LAB^*LABa = 56.71 \ 0.0 \ 0.0$
 $LAB^*TCHa = 50.0 \ 0.01 \ -$

relative CIELAB lab*
 $lab^*lab = 0.5 \ 0.0 \ 0.0$
 $lab^*tch = 0.5 \ 0.0 \ -$
 $lab^*nch = 0.5 \ 0.0 \ -$

relative Natural Colour (NC)
 $lab^*lrj = 0.5 \ 0.0 \ 0.0$
 $lab^*tce = 0.5 \ 0.0 \ -$
 $lab^*nce = 0.5 \ 0.0 \ -$

relative Inform. Technology (IT)
 $olvi3^* = 0.0 \ 0.0 \ 0.0 \ (1.0)$
 $cmyn3^* = 1.0 \ 1.0 \ 1.0 \ (0.0)$
 $olvi4^* = 1.0 \ 1.0 \ 1.0 \ 0.0$
 $cmyn4^* = 0.0 \ 0.0 \ 0.0 \ 1.0$

standard and adapted CIELAB
 $LAB^*LAB = 18.02 \ 0.5 \ -0.46$
 $LAB^*LABa = 18.02 \ 0.0 \ 0.0$
 $LAB^*TCHa = 0.01 \ 0.01 \ -$

relative CIELAB lab*
 $lab^*lab = 0.0 \ 0.0 \ 0.0$
 $lab^*tch = 0.0 \ 0.0 \ -$
 $lab^*nch = 1.0 \ 0.0 \ -$

relative Natural Colour (NC)
 $lab^*lrj = 0.0 \ 0.0 \ 0.0$
 $lab^*tce = 0.0 \ 0.0 \ -$
 $lab^*nce = 1.0 \ 0.0 \ -$

relative Inform. Technology (IT)
 $olvi3^* = 1.0 \ 0.5 \ 1.0 \ (1.0)$
 $cmyn3^* = 0.0 \ 0.5 \ 0.0 \ (0.0)$
 $olvi4^* = 1.0 \ 0.5 \ 1.0 \ 1.0$
 $cmyn4^* = 0.0 \ 0.5 \ 0.0 \ 0.0$

standard and adapted CIELAB
 $LAB^*LAB = 71.77 \ 37.1 \ -1.01$
 $LAB^*LABa = 71.77 \ 37.63 \ -4.17$
 $LAB^*TCHa = 75.0 \ 37.86 \ 353.66$

relative CIELAB lab*
 $lab^*lab = 0.695 \ 0.497 \ -0.054$
 $lab^*tch = 0.75 \ 0.5 \ 0.982$
 $lab^*nch = 0.0 \ 0.5 \ 0.982$

relative Natural Colour (NC)
 $lab^*lrj = 0.695 \ 0.454 \ -0.208$
 $lab^*tce = 0.75 \ 0.5 \ 0.932$
 $lab^*nce = 0.0 \ 0.5 \ b72r$

relative Inform. Technology (IT)
 $olvi3^* = 0.5 \ 0.0 \ 0.5 \ (1.0)$
 $cmyn3^* = 0.5 \ 1.0 \ 0.5 \ (0.0)$
 $olvi4^* = 1.0 \ 0.5 \ 1.0 \ 0.5$
 $cmyn4^* = 0.0 \ 0.5 \ 0.0 \ 0.5$

standard and adapted CIELAB
 $LAB^*LAB = 33.08 \ 37.84 \ -3.62$
 $LAB^*LABa = 33.08 \ 37.63 \ -4.17$
 $LAB^*TCHa = 25.01 \ 37.86 \ 353.66$

relative CIELAB lab*
 $lab^*lab = 0.195 \ 0.497 \ -0.054$
 $lab^*tch = 0.25 \ 0.5 \ 0.982$
 $lab^*nch = 0.5 \ 0.5 \ 0.982$

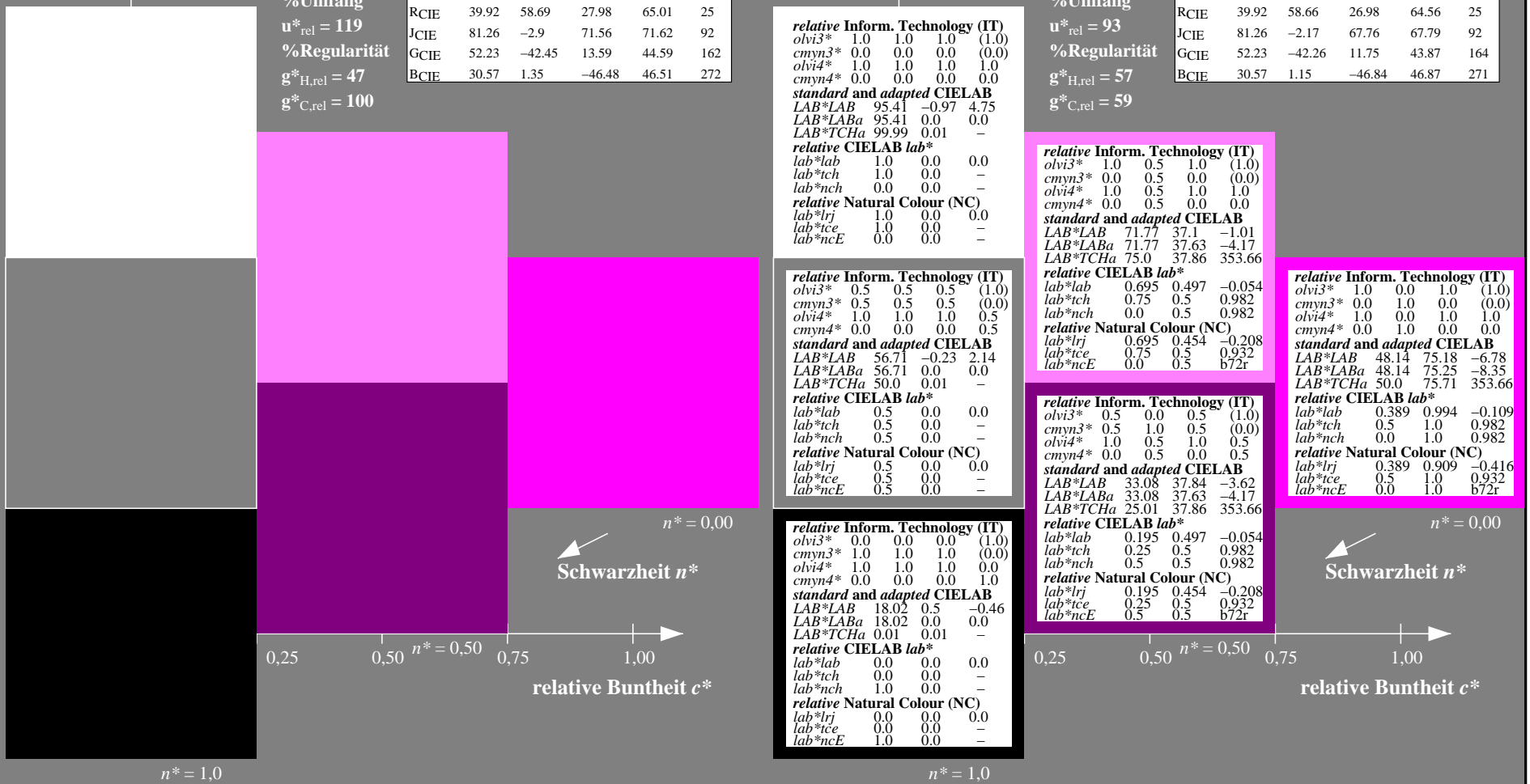
relative Natural Colour (NC)
 $lab^*lrj = 0.195 \ 0.454 \ -0.208$
 $lab^*tce = 0.25 \ 0.5 \ 0.932$
 $lab^*nce = 0.5 \ 0.5 \ b72r$

relative Inform. Technology (IT)
 $olvi3^* = 1.0 \ 0.0 \ 1.0 \ (1.0)$
 $cmyn3^* = 0.0 \ 1.0 \ 0.0 \ (0.0)$
 $olvi4^* = 1.0 \ 0.0 \ 1.0 \ 1.0$
 $cmyn4^* = 0.0 \ 1.0 \ 0.0 \ 0.0$

standard and adapted CIELAB
 $LAB^*LAB = 48.14 \ 75.18 \ -6.78$
 $LAB^*LABa = 48.14 \ 75.25 \ -8.35$
 $LAB^*TCHa = 50.0 \ 75.71 \ 353.66$

relative CIELAB lab*
 $lab^*lab = 0.389 \ 0.994 \ -0.109$
 $lab^*tch = 0.5 \ 1.0 \ 0.982$
 $lab^*nch = 0.0 \ 1.0 \ 0.982$

relative Natural Colour (NC)
 $lab^*lrj = 0.389 \ 0.909 \ -0.416$
 $lab^*tce = 0.5 \ 1.0 \ 0.932$
 $lab^*nce = 0.0 \ 1.0 \ b72r$



Siehe ähnliche Dateien: <http://www.ps.bam.de/TG07/>
 Technische Information: <http://www.ps.bam.de/Version 2.1, io=1,1>

BAM-Registrierung: 20060101-TG07/10L/L07G05NP.PS/.PDF BAM-Material: Code=rh4ta
 Anwendung für Beurteilung und Messung von Drucker- oder Monitorssystemen
 /TG07/ Form: 6/10, Serie: 1/1, Seite: 6
 Seitenzahl: 6

TG070-7, 3 stufige Reihen für konstanten CIELAB Buntton 325/360 = 0.903 (links)

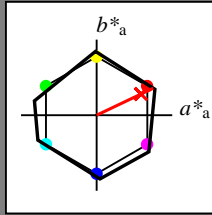
3 stufige Reihen für konstanten CIELAB Buntton 354/360 = 0.982 (rechts)

Eingabe: Farbmimetrisches Reflexions-System NRS11

für Buntton $h^* = lab^*h = 25/360 = 0.071$
 lab^*tch und lab^*nch

D65: Buntton R
 LCH*Ma: 53 83 25
 olv*Ma: 1.0 0.03 0.0

Dreiecks-Helligkeit t^*



%Umfang
 $u^*_{rel} = 119$
 %Regularität
 $g^*_{H,rel} = 47$
 $g^*_{C,rel} = 100$

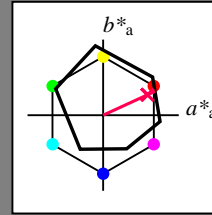
NRS11; adaptierte CIELAB-Daten					
	$L^*=L^*_a$	a^*_a	b^*_a	$C^*_{ab,a}$	$h^*_{ab,a}$
RMa	53.2	77.06	34.32	84.36	24
JMa	53.2	-1.51	84.38	84.39	91
GMa	53.2	-82.27	18.98	84.44	167
G50BMa	53.2	-77.72	-32.98	84.44	203
BMa	53.2	4.37	-84.28	84.41	273
B50RMa	53.2	69.09	-48.41	84.37	325
NMa	10.99	0.0	0.0	0.0	0
WMa	95.41	0.0	0.0	0.0	0
RCIE	39.92	58.69	27.98	65.01	25
JCIE	81.26	-2.9	71.56	71.62	92
GCIE	52.23	-42.45	13.59	44.59	162
BCIE	30.57	1.35	-46.48	46.51	272

Ausgabe: Farbmimetrisches Reflexions-System ORS18

für Buntton $h^* = lab^*h = 25/360 = 0.069$
 lab^*tch und lab^*nch

D65: Buntton R
 LCH*Ma: 48 75 25
 olv*Ma: 1.0 0.0 0.32

Dreiecks-Helligkeit t^*



%Umfang
 $u^*_{rel} = 93$
 %Regularität
 $g^*_{H,rel} = 57$
 $g^*_{C,rel} = 59$

ORS18; adaptierte CIELAB-Daten					
	$L^*=L^*_a$	a^*_a	b^*_a	$C^*_{ab,a}$	$h^*_{ab,a}$
OMa	47.94	65.37	50.52	82.62	38
YMa	90.37	-10.27	91.77	92.34	96
LMa	50.9	-62.79	34.95	71.87	151
CMa	58.62	-30.35	-45.01	54.3	236
VMa	25.71	31.11	-44.42	54.24	305
MMa	48.13	75.27	-8.35	75.73	354
NMa	18.01	0.0	0.0	0.0	0
WMa	95.41	0.0	0.0	0.0	0
RCIE	39.92	58.66	26.98	64.56	25
JCIE	81.26	-2.17	67.76	67.79	92
GCIE	52.23	-42.26	11.75	43.87	164
BCIE	30.57	1.15	-46.84	46.87	271

relative Inform. Technology (IT)
 $olvi3^* = 1.0 \ 1.0 \ 1.0 \ (1.0)$
 $cmyn3^* = 0.0 \ 0.0 \ 0.0 \ (0.0)$
 $olvi4^* = 1.0 \ 1.0 \ 1.0 \ 1.0$
 $cmyn4^* = 0.0 \ 0.0 \ 0.0 \ 0.0$

standard and adapted CIELAB
 $LAB^*LAB = 95.41 \ -0.97 \ 4.75$
 $LAB^*LABa = 95.41 \ 0.0 \ 0.0$
 $LAB^*TCHa = 99.99 \ 0.01 \ -$

relative CIELAB lab*
 $lab^*lab = 1.0 \ 0.0 \ 0.0$
 $lab^*tch = 1.0 \ 0.0 \ -$
 $lab^*nch = 0.0 \ 0.0 \ -$

relative Natural Colour (NC)
 $lab^*lrj = 1.0 \ 0.0 \ 0.0$
 $lab^*tce = 1.0 \ 0.0 \ -$
 $lab^*nce = 0.0 \ 0.0 \ -$

relative Inform. Technology (IT)
 $olvi3^* = 0.5 \ 0.5 \ 0.5 \ (1.0)$
 $cmyn3^* = 0.5 \ 0.5 \ 0.5 \ (0.0)$
 $olvi4^* = 1.0 \ 1.0 \ 1.0 \ 0.5$
 $cmyn4^* = 0.0 \ 0.0 \ 0.0 \ 0.5$

standard and adapted CIELAB
 $LAB^*LAB = 56.71 \ -0.23 \ 2.14$
 $LAB^*LABa = 56.71 \ 0.0 \ 0.0$
 $LAB^*TCHa = 50.0 \ 0.01 \ -$

relative CIELAB lab*
 $lab^*lab = 0.5 \ 0.0 \ 0.0$
 $lab^*tch = 0.5 \ 0.0 \ -$
 $lab^*nch = 0.5 \ 0.0 \ -$

relative Natural Colour (NC)
 $lab^*lrj = 0.5 \ 0.0 \ 0.0$
 $lab^*tce = 0.5 \ 0.0 \ -$
 $lab^*nce = 0.5 \ 0.0 \ -$

relative Inform. Technology (IT)
 $olvi3^* = 0.0 \ 0.0 \ 0.0 \ (1.0)$
 $cmyn3^* = 1.0 \ 1.0 \ 1.0 \ (0.0)$
 $olvi4^* = 1.0 \ 1.0 \ 1.0 \ 0.0$
 $cmyn4^* = 0.0 \ 0.0 \ 0.0 \ 1.0$

standard and adapted CIELAB
 $LAB^*LAB = 18.02 \ 0.5 \ -0.46$
 $LAB^*LABa = 18.02 \ 0.0 \ 0.0$
 $LAB^*TCHa = 0.01 \ 0.01 \ -$

relative CIELAB lab*
 $lab^*lab = 0.0 \ 0.0 \ 0.0$
 $lab^*tch = 0.0 \ 0.0 \ -$
 $lab^*nch = 1.0 \ 0.0 \ -$

relative Natural Colour (NC)
 $lab^*lrj = 0.0 \ 0.0 \ 0.0$
 $lab^*tce = 0.0 \ 0.0 \ -$
 $lab^*nce = 1.0 \ 0.0 \ -$

relative Inform. Technology (IT)
 $olvi3^* = 1.0 \ 0.5 \ 0.661 \ (1.0)$
 $cmyn3^* = 0.0 \ 0.5 \ 0.339 \ (0.0)$
 $olvi4^* = 1.0 \ 0.5 \ 0.661 \ 1.0$
 $cmyn4^* = 0.0 \ 0.5 \ 0.339 \ 0.0$

standard and adapted CIELAB
 $LAB^*LAB = 71.7 \ 33.75 \ 18.92$
 $LAB^*LABa = 71.7 \ 34.27 \ 15.76$
 $LAB^*TCHa = 75.0 \ 37.72 \ 24.69$

relative CIELAB lab*
 $lab^*lab = 0.694 \ 0.454 \ 0.209$
 $lab^*tch = 0.75 \ 0.5 \ 0.069$
 $lab^*nch = 0.0 \ 0.5 \ 0.069$

relative Natural Colour (NC)
 $lab^*lrj = 0.694 \ 0.5 \ 0.0$
 $lab^*tce = 0.75 \ 0.5 \ 1.0$
 $lab^*nce = 0.0 \ 0.5 \ 0.99r$

relative Inform. Technology (IT)
 $olvi3^* = 0.5 \ 0.0 \ 0.161 \ (1.0)$
 $cmyn3^* = 0.5 \ 1.0 \ 0.839 \ (0.0)$
 $olvi4^* = 1.0 \ 0.5 \ 0.661 \ 0.5$
 $cmyn4^* = 0.0 \ 0.5 \ 0.339 \ 0.5$

standard and adapted CIELAB
 $LAB^*LAB = 33.01 \ 34.49 \ 16.31$
 $LAB^*LABa = 33.01 \ 34.27 \ 15.77$
 $LAB^*TCHa = 25.01 \ 37.73 \ 24.7$

relative CIELAB lab*
 $lab^*lab = 0.194 \ 0.454 \ 0.209$
 $lab^*tch = 0.25 \ 0.5 \ 0.069$
 $lab^*nch = 0.5 \ 0.5 \ 0.069$

relative Natural Colour (NC)
 $lab^*lrj = 0.194 \ 0.5 \ 0.0$
 $lab^*tce = 0.25 \ 0.5 \ 0.0$
 $lab^*nce = 0.5 \ 0.5 \ 0.00j$

relative Inform. Technology (IT)
 $olvi3^* = 1.0 \ 0.0 \ 0.322 \ (1.0)$
 $cmyn3^* = 0.0 \ 1.0 \ 0.678 \ (0.0)$
 $olvi4^* = 1.0 \ 0.0 \ 0.322 \ 1.0$
 $cmyn4^* = 0.0 \ 1.0 \ 0.677 \ 0.0$

standard and adapted CIELAB
 $LAB^*LAB = 48.01 \ 68.48 \ 33.09$
 $LAB^*LABa = 48.01 \ 68.55 \ 31.53$
 $LAB^*TCHa = 50.0 \ 75.45 \ 24.7$

relative CIELAB lab*
 $lab^*lab = 0.388 \ 0.908 \ 0.418$
 $lab^*tch = 0.5 \ 1.0 \ 0.069$
 $lab^*nch = 0.0 \ 1.0 \ 0.069$

relative Natural Colour (NC)
 $lab^*lrj = 0.388 \ 1.0 \ 0.0$
 $lab^*tce = 0.5 \ 1.0 \ 0.0$
 $lab^*nce = 0.0 \ 1.0 \ 0.00j$

Siehe ähnliche Dateien: <http://www.ps.bam.de/TG07/>
 Technische Information: <http://www.ps.bam.de/Version 2.1, io=1,1>

BAM-Registrierung: 20060101-TG07/10L/L07G06NP.PS/.PDF BAM-Material: Code=rh4ta
 Anwendung für Beurteilung und Messung von Drucker- oder Monitorssystemen
 /TG07/ Form: 7/10, Serie: 1/1, Seite: 7
 Seitenhang 7

TG070-7, 3 stufige Reihen für konstanten CIELAB Buntton 25/360 = 0.071 (links)

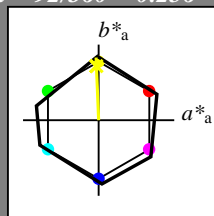
3 stufige Reihen für konstanten CIELAB Buntton 25/360 = 0.069 (rechts)

BAM-Prüfvorlage TG07; Farbmimetrik-Systeme NRS11 & ORS18 input: $olv^* setrgbcolor$
 D65: 3stufige Farbreihen und Koordinaten-Daten für 10 Bunttöneoutput: *no change compared to input*

Eingabe: Farbmimetrisches Reflexions-System NRS11

für Buntton $h^* = lab^*h = 92/360 = 0.256$
 lab^*tch und lab^*nch

D65: Buntton J
 LCH*Ma: 53 83 92
 olv*Ma: 0.98 1.0 0.0
 Dreiecks-Helligkeit t^*



NRS11; adaptierte CIELAB-Daten

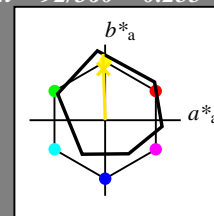
	$L^*=L^*_a$	a^*_a	b^*_a	$C^*_{ab,a}$	$h^*_{ab,a}$
RMa	53.2	77.06	34.32	84.36	24
JMa	53.2	-1.51	84.38	84.39	91
GMa	53.2	-82.27	18.98	84.44	167
G50BMa	53.2	-77.72	-32.98	84.44	203
BMa	53.2	4.37	-84.28	84.41	273
B50RMa	53.2	69.09	-48.41	84.37	325
NMa	10.99	0.0	0.0	0.0	0
WMa	95.41	0.0	0.0	0.0	0
RCIE	39.92	58.69	27.98	65.01	25
JCIE	81.26	-2.9	71.56	71.62	92
GCIE	52.23	-42.45	13.59	44.59	162
BCIE	30.57	1.35	-46.48	46.51	272

%Umfang
 $u^*_{rel} = 119$
 %Regularität
 $g^*_{H,rel} = 47$
 $g^*_{C,rel} = 100$

Ausgabe: Farbmimetrisches Reflexions-System ORS18

für Buntton $h^* = lab^*h = 92/360 = 0.255$
 lab^*tch und lab^*nch

D65: Buntton J
 LCH*Ma: 86 88 92
 olv*Ma: 1.0 0.9 0.0
 Dreiecks-Helligkeit t^*



ORS18; adaptierte CIELAB-Daten

	$L^*=L^*_a$	a^*_a	b^*_a	$C^*_{ab,a}$	$h^*_{ab,a}$
OMa	47.94	65.37	50.52	82.62	38
YMa	90.37	-10.27	91.77	92.34	96
LMa	50.9	-62.79	34.95	71.87	151
CMa	58.62	-30.35	-45.01	54.3	236
VMa	25.71	31.11	-44.42	54.24	305
MMa	48.13	75.27	-8.35	75.73	354
NMa	18.01	0.0	0.0	0.0	0
WMa	95.41	0.0	0.0	0.0	0
RCIE	39.92	58.66	26.98	64.56	25
JCIE	81.26	-2.17	67.76	67.79	92
GCIE	52.23	-42.26	11.75	43.87	164
BCIE	30.57	1.15	-46.84	46.87	271

%Umfang
 $u^*_{rel} = 93$
 %Regularität
 $g^*_{H,rel} = 57$
 $g^*_{C,rel} = 59$

relative Inform. Technology (IT)

olvi3*	1.0	1.0	1.0	(1.0)
cmyn3*	0.0	0.0	0.0	(0.0)
olvi4*	1.0	1.0	1.0	1.0
cmyn4*	0.0	0.0	0.0	0.0

standard and adapted CIELAB

LAB*LAB	95.41	-0.97	4.75
LAB*LABa	95.41	0.0	0.0
LAB*TCHa	99.99	0.01	-

relative CIELAB lab*

lab*lab	1.0	0.0	0.0
lab*tch	1.0	0.0	-
lab*nch	0.0	0.0	-

relative Natural Colour (NC)

lab*lrj	1.0	0.0	0.0
lab*tce	1.0	0.0	-
lab*nce	0.0	0.0	-

relative Inform. Technology (IT)

olvi3*	1.0	0.951	0.5	(1.0)
cmyn3*	0.0	0.049	0.5	(0.0)
olvi4*	1.0	0.951	0.5	1.0
cmyn4*	0.0	0.049	0.5	0.0

standard and adapted CIELAB

LAB*LAB	90.8	-2.3	48.29
LAB*LABa	90.8	-1.41	43.85
LAB*TCHa	75.0	43.87	91.85

relative CIELAB lab*

lab*lab	0.94	-0.015	0.5
lab*tch	0.75	0.5	0.255
lab*nch	0.0	0.5	0.255

relative Natural Colour (NC)

lab*lrj	0.94	0.0	0.5
lab*tce	0.75	0.5	0.25
lab*nce	0.0	0.5	j00g

relative Inform. Technology (IT)

olvi3*	0.5	0.5	0.5	(1.0)
cmyn3*	0.5	0.5	0.5	(0.0)
olvi4*	1.0	1.0	1.0	0.5
cmyn4*	0.0	0.0	0.0	0.5

standard and adapted CIELAB

LAB*LAB	56.71	-0.23	2.14
LAB*LABa	56.71	0.0	0.0
LAB*TCHa	50.0	0.01	-

relative CIELAB lab*

lab*lab	0.5	0.0	0.0
lab*tch	0.5	0.0	-
lab*nch	0.5	0.0	-

relative Natural Colour (NC)

lab*lrj	0.5	0.0	0.0
lab*tce	0.5	0.0	-
lab*nce	0.5	0.0	-

relative Inform. Technology (IT)

olvi3*	0.5	0.451	0.0	(1.0)
cmyn3*	0.5	0.549	1.0	(0.0)
olvi4*	1.0	0.951	0.5	0.5
cmyn4*	0.0	0.049	0.5	0.5

standard and adapted CIELAB

LAB*LAB	52.1	-1.55	45.68
LAB*LABa	52.1	-1.4	43.84
LAB*TCHa	25.01	43.87	91.84

relative CIELAB lab*

lab*lab	0.44	-0.015	0.5
lab*tch	0.25	0.5	0.255
lab*nch	0.5	0.5	0.255

relative Natural Colour (NC)

lab*lrj	0.44	0.0	0.5
lab*tce	0.25	0.5	0.25
lab*nce	0.5	0.5	j99j

relative Inform. Technology (IT)

olvi3*	1.0	0.901	0.0	(1.0)
cmyn3*	0.0	0.099	1.0	(0.0)
olvi4*	1.0	0.902	0.0	1.0
cmyn4*	0.0	0.098	1.0	0.0

standard and adapted CIELAB

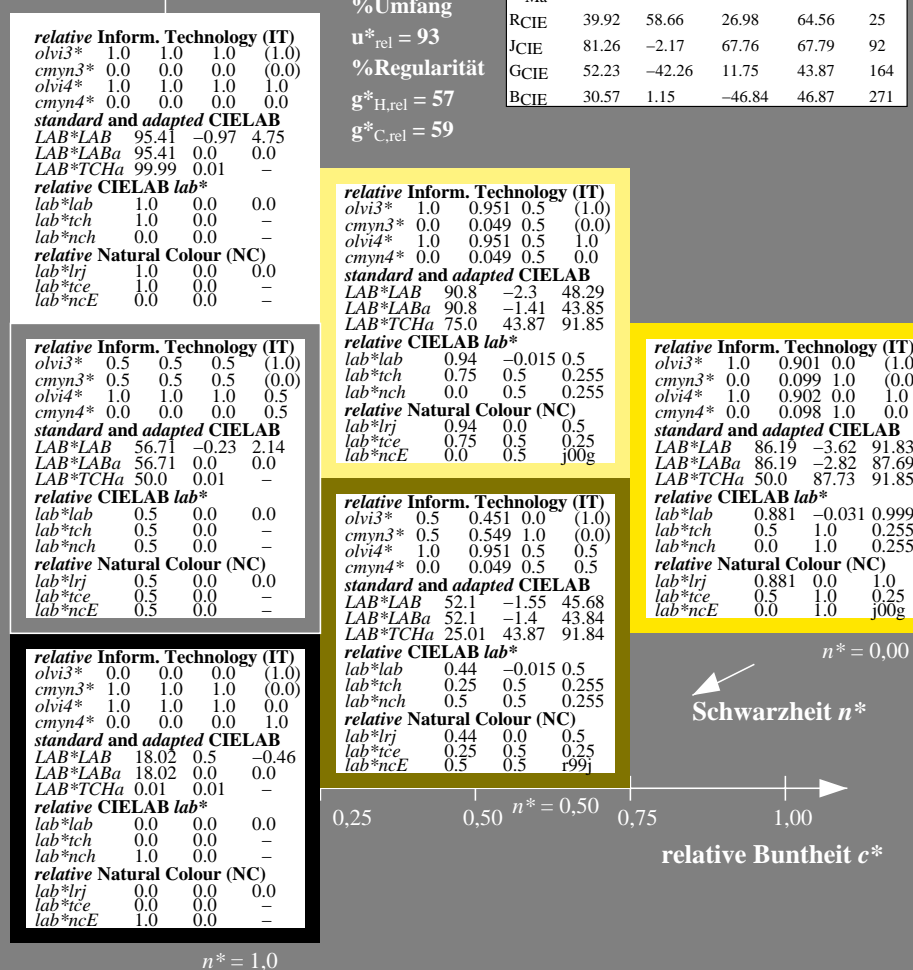

LAB*LAB	86.19	-3.62	91.83
LAB*LABa	86.19	-2.82	87.69
LAB*TCHa	50.0	87.73	91.85

relative CIELAB lab*

lab*lab	0.881	-0.031	0.999
lab*tch	0.5	1.0	0.255
lab*nch	0.0	1.0	0.255

relative Natural Colour (NC)

lab*lrj	0.881	0.0	1.0
lab*tce	0.5	1.0	0.25
lab*nce	0.0	1.0	j00g



TG070-7, 3 stufige Reihen für konstanten CIELAB Buntton 92/360 = 0.256 (links)

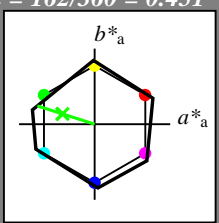
3 stufige Reihen für konstanten CIELAB Buntton 92/360 = 0.255 (rechts)

Eingabe: Farbmétrisches Reflexions-System NRS11

für Buntton $h^* = lab^*h = 162/360 = 0.451$
 lab^*tch und lab^*nch

D65: Buntton G
 LCH*Ma: 53 80 162
 olv*Ma: 0.08 1.0 0.0

Dreiecks-Helligkeit t^*



NRS11; adaptierte CIELAB-Daten

	$L^*=L^*_a$	a^*_a	b^*_a	$C^*_{ab,a}$	$h^*_{ab,a}$
RMa	53.2	77.06	34.32	84.36	24
JMa	53.2	-1.51	84.38	84.39	91
GMa	53.2	-82.27	18.98	84.44	167
G50BMa	53.2	-77.72	-32.98	84.44	203
BMa	53.2	4.37	-84.28	84.41	273
B50RMa	53.2	69.09	-48.41	84.37	325
NMa	10.99	0.0	0.0	0.0	0
WMa	95.41	0.0	0.0	0.0	0
RCIE	39.92	58.69	27.98	65.01	25
JCIE	81.26	-2.9	71.56	71.62	92
GCIE	52.23	-42.45	13.59	44.59	162
BCIE	30.57	1.35	-46.48	46.51	272

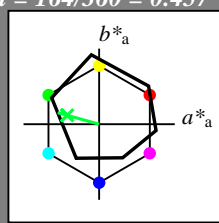
%Umfang
 $u^*_{rel} = 119$
 %Regularität
 $g^*_{H,rel} = 47$
 $g^*_{C,rel} = 100$

Ausgabe: Farbmétrisches Reflexions-System ORS18

für Buntton $h^* = lab^*h = 164/360 = 0.457$
 lab^*tch und lab^*nch

D65: Buntton G
 LCH*Ma: 53 57 164
 olv*Ma: 0.0 1.0 0.25

Dreiecks-Helligkeit t^*



ORS18; adaptierte CIELAB-Daten

	$L^*=L^*_a$	a^*_a	b^*_a	$C^*_{ab,a}$	$h^*_{ab,a}$
OMa	47.94	65.37	50.52	82.62	38
YMa	90.37	-10.27	91.77	92.34	96
LMa	50.9	-62.79	34.95	71.87	151
CMa	58.62	-30.35	-45.01	54.3	236
VMa	25.71	31.11	-44.42	54.24	305
MMa	48.13	75.27	-8.35	75.73	354
NMa	18.01	0.0	0.0	0.0	0
WMa	95.41	0.0	0.0	0.0	0
RCIE	39.92	58.66	26.98	64.56	25
JCIE	81.26	-2.17	67.76	67.79	92
GCIE	52.23	-42.26	11.75	43.87	164
BCIE	30.57	1.15	-46.84	46.87	271

%Umfang
 $u^*_{rel} = 93$
 %Regularität
 $g^*_{H,rel} = 57$
 $g^*_{C,rel} = 59$

relative Inform. Technology (IT)
 $olvi3^* = 1.0 \ 1.0 \ 1.0 \ (1.0)$
 $cmyn3^* = 0.0 \ 0.0 \ 0.0 \ (0.0)$
 $olvi4^* = 1.0 \ 1.0 \ 1.0 \ 1.0$
 $cmyn4^* = 0.0 \ 0.0 \ 0.0 \ 0.0$

standard and adapted CIELAB
 $LAB^*LAB = 95.41 \ -0.97 \ 4.75$
 $LAB^*LABa = 95.41 \ 0.0 \ 0.0$
 $LAB^*TCHa = 99.99 \ 0.01 \ -$

relative CIELAB lab*
 $lab^*lab = 1.0 \ 0.0 \ 0.0$
 $lab^*tch = 1.0 \ 0.0 \ -$
 $lab^*nch = 0.0 \ 0.0 \ -$

relative Natural Colour (NC)
 $lab^*lrj = 1.0 \ 0.0 \ 0.0$
 $lab^*tce = 1.0 \ 0.0 \ -$
 $lab^*nce = 0.0 \ 0.0 \ -$

relative Inform. Technology (IT)
 $olvi3^* = 0.5 \ 0.5 \ 0.5 \ (1.0)$
 $cmyn3^* = 0.5 \ 0.5 \ 0.5 \ (0.0)$
 $olvi4^* = 1.0 \ 1.0 \ 1.0 \ 0.5$
 $cmyn4^* = 0.0 \ 0.0 \ 0.0 \ 0.5$

standard and adapted CIELAB
 $LAB^*LAB = 56.71 \ -0.23 \ 2.14$
 $LAB^*LABa = 56.71 \ 0.0 \ 0.0$
 $LAB^*TCHa = 50.0 \ 0.01 \ -$

relative CIELAB lab*
 $lab^*lab = 0.5 \ 0.0 \ 0.0$
 $lab^*tch = 0.5 \ 0.0 \ -$
 $lab^*nch = 0.5 \ 0.0 \ -$

relative Natural Colour (NC)
 $lab^*lrj = 0.5 \ 0.0 \ 0.0$
 $lab^*tce = 0.5 \ 0.0 \ -$
 $lab^*nce = 0.5 \ 0.0 \ -$

relative Inform. Technology (IT)
 $olvi3^* = 0.0 \ 0.0 \ 0.0 \ (1.0)$
 $cmyn3^* = 1.0 \ 1.0 \ 1.0 \ (0.0)$
 $olvi4^* = 1.0 \ 1.0 \ 1.0 \ 0.0$
 $cmyn4^* = 0.0 \ 0.0 \ 0.0 \ 1.0$

standard and adapted CIELAB
 $LAB^*LAB = 18.02 \ 0.5 \ -0.46$
 $LAB^*LABa = 18.02 \ 0.0 \ 0.0$
 $LAB^*TCHa = 0.01 \ 0.01 \ -$

relative CIELAB lab*
 $lab^*lab = 0.0 \ 0.0 \ 0.0$
 $lab^*tch = 0.0 \ 0.0 \ -$
 $lab^*nch = 1.0 \ 0.0 \ -$

relative Natural Colour (NC)
 $lab^*lrj = 0.0 \ 0.0 \ 0.0$
 $lab^*tce = 0.0 \ 0.0 \ -$
 $lab^*nce = 1.0 \ 0.0 \ -$

relative Inform. Technology (IT)
 $olvi3^* = 0.5 \ 1.0 \ 0.623 \ (1.0)$
 $cmyn3^* = 0.5 \ 0.0 \ 0.377 \ (0.0)$
 $olvi4^* = 0.5 \ 1.0 \ 0.623 \ 1.0$
 $cmyn4^* = 0.5 \ 0.0 \ 0.377 \ 0.0$

standard and adapted CIELAB
 $LAB^*LAB = 74.1 \ -27.96 \ 10.94$
 $LAB^*LABa = 74.1 \ -27.39 \ 7.62$
 $LAB^*TCHa = 75.0 \ 28.44 \ 164.46$

relative CIELAB lab*
 $lab^*lab = 0.725 \ -0.481 \ 0.134$
 $lab^*tch = 0.75 \ 0.5 \ 0.457$
 $lab^*nch = 0.0 \ 0.5 \ 0.457$

relative Natural Colour (NC)
 $lab^*lrj = 0.725 \ -0.499 \ 0.0$
 $lab^*tce = 0.75 \ 0.5 \ 0.5$
 $lab^*nce = 0.0 \ 0.5 \ g00b$

relative Inform. Technology (IT)
 $olvi3^* = 0.0 \ 0.5 \ 0.123 \ (1.0)$
 $cmyn3^* = 1.0 \ 0.5 \ 0.877 \ (0.0)$
 $olvi4^* = 0.5 \ 1.0 \ 0.623 \ 0.5$
 $cmyn4^* = 0.5 \ 0.0 \ 0.377 \ 0.5$

standard and adapted CIELAB
 $LAB^*LAB = 35.41 \ -27.22 \ 8.34$
 $LAB^*LABa = 35.41 \ -27.39 \ 7.63$
 $LAB^*TCHa = 25.01 \ 28.44 \ 164.45$

relative CIELAB lab*
 $lab^*lab = 0.225 \ -0.481 \ 0.134$
 $lab^*tch = 0.25 \ 0.5 \ 0.457$
 $lab^*nch = 0.5 \ 0.5 \ 0.457$

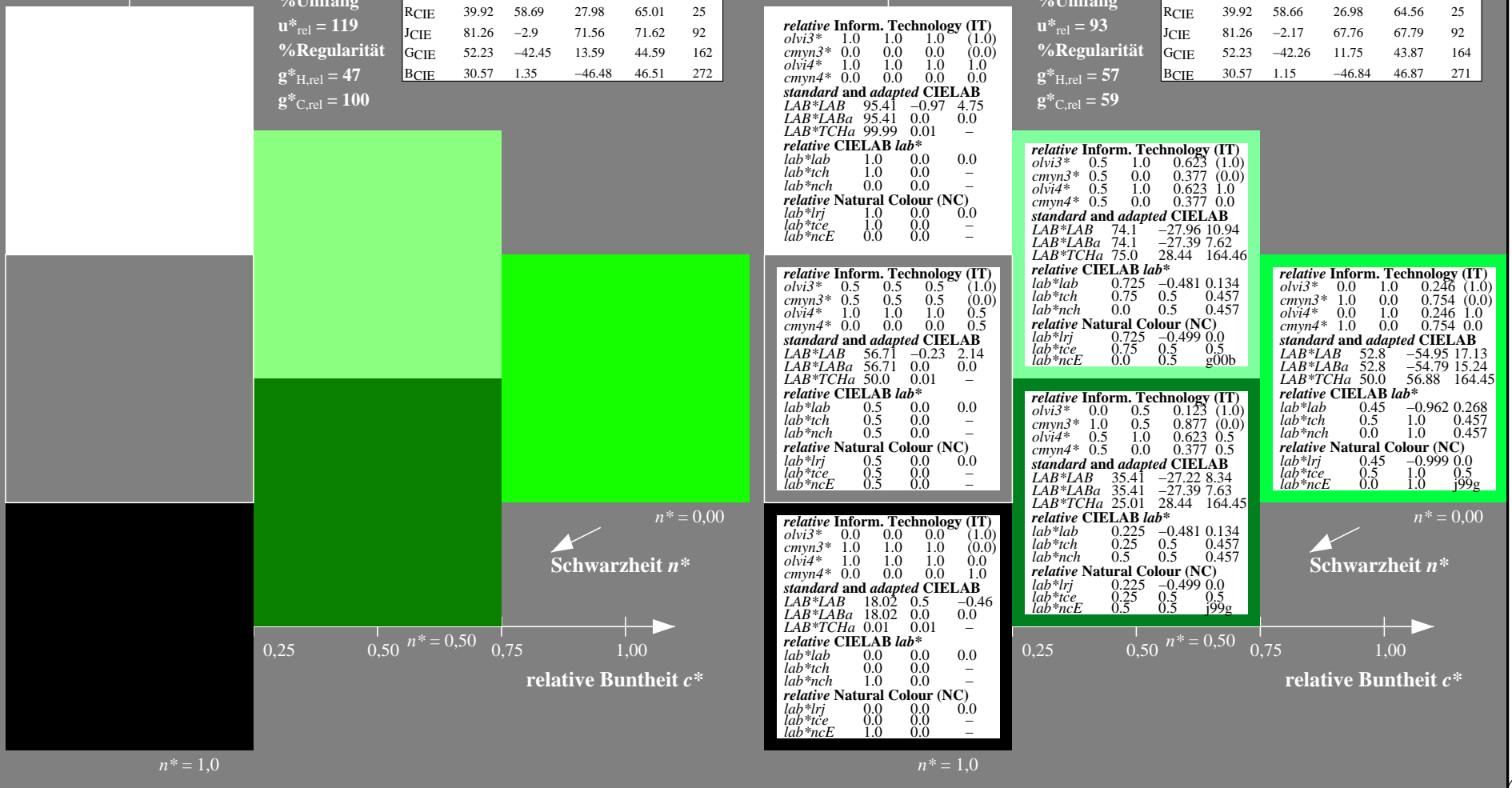
relative Natural Colour (NC)
 $lab^*lrj = 0.225 \ -0.499 \ 0.0$
 $lab^*tce = 0.25 \ 0.5 \ 0.5$
 $lab^*nce = 0.5 \ 0.5 \ j99g$

relative Inform. Technology (IT)
 $olvi3^* = 0.0 \ 1.0 \ 0.246 \ (1.0)$
 $cmyn3^* = 1.0 \ 0.0 \ 0.754 \ (0.0)$
 $olvi4^* = 0.0 \ 1.0 \ 0.246 \ 1.0$
 $cmyn4^* = 1.0 \ 0.0 \ 0.754 \ 0.0$

standard and adapted CIELAB
 $LAB^*LAB = 52.8 \ -54.95 \ 17.13$
 $LAB^*LABa = 52.8 \ -54.79 \ 15.24$
 $LAB^*TCHa = 50.0 \ 56.88 \ 164.45$

relative CIELAB lab*
 $lab^*lab = 0.45 \ -0.962 \ 0.268$
 $lab^*tch = 0.5 \ 1.0 \ 0.457$
 $lab^*nch = 0.0 \ 1.0 \ 0.457$

relative Natural Colour (NC)
 $lab^*lrj = 0.45 \ -0.999 \ 0.0$
 $lab^*tce = 0.5 \ 1.0 \ 0.5$
 $lab^*nce = 0.0 \ 1.0 \ j99g$



Siehe ähnliche Dateien: <http://www.ps.bam.de/TG07/>
 Technische Information: <http://www.ps.bam.de> Version 2.1, io=1,1

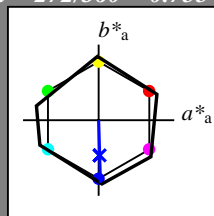
BAM-Registrierung: 20060101-TG07/10L/L07G08NP.PS/.PDF BAM-Material: Code=rh4ta
 Anwendung für Beurteilung und Messung von Drucker- oder Monitorssystemen
 /TG07/ Form 9/10, Serie: 1/1, Seite: 9
 Seitenlung 9

Eingabe: Farbmimetrisches Reflexions-System NRS11

für Buntton $h^* = lab^*h = 272/360 = 0.755$
 lab^*tch und lab^*nch

D65: Buntton B
 LCH*Ma: 53 83 272
 olv*Ma: 0.0 0.02 1.0


Dreiecks-Helligkeit t^*



NRS11; adaptierte CIELAB-Daten

	$L^*=L^*_a$	a^*_a	b^*_a	$C^*_{ab,a}$	$h^*_{ab,a}$
RMa	53.2	77.06	34.32	84.36	24
JMa	53.2	-1.51	84.38	84.39	91
GMa	53.2	-82.27	18.98	84.44	167
G50BMa	53.2	-77.72	-32.98	84.44	203
BMa	53.2	4.37	-84.28	84.41	273
B50RMa	53.2	69.09	-48.41	84.37	325
NMa	10.99	0.0	0.0	0.0	0
WMa	95.41	0.0	0.0	0.0	0
RCIE	39.92	58.69	27.98	65.01	25
JCIE	81.26	-2.9	71.56	71.62	92
GCIE	52.23	-42.45	13.59	44.59	162
BCIE	30.57	1.35	-46.48	46.51	272

%Umfang
 $u^*_{rel} = 119$
 %Regularität
 $g^*_{H,rel} = 47$
 $g^*_{C,rel} = 100$

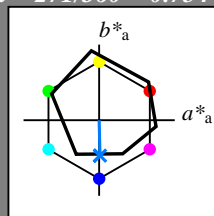


Ausgabe: Farbmimetrisches Reflexions-System ORS18

für Buntton $h^* = lab^*h = 271/360 = 0.754$
 lab^*tch und lab^*nch

D65: Buntton B
 LCH*Ma: 42 45 271
 olv*Ma: 0.0 0.49 1.0

Dreiecks-Helligkeit t^*



ORS18; adaptierte CIELAB-Daten

	$L^*=L^*_a$	a^*_a	b^*_a	$C^*_{ab,a}$	$h^*_{ab,a}$
OMa	47.94	65.37	50.52	82.62	38
YMa	90.37	-10.27	91.77	92.34	96
LMa	50.9	-62.79	34.95	71.87	151
CMa	58.62	-30.35	-45.01	54.3	236
VMa	25.71	31.11	-44.42	54.24	305
MMa	48.13	75.27	-8.35	75.73	354
NMa	18.01	0.0	0.0	0.0	0
WMa	95.41	0.0	0.0	0.0	0
RCIE	39.92	58.66	26.98	64.56	25
JCIE	81.26	-2.17	67.76	67.79	92
GCIE	52.23	-42.26	11.75	43.87	164
BCIE	30.57	1.15	-46.84	46.87	271

%Umfang
 $u^*_{rel} = 93$
 %Regularität
 $g^*_{H,rel} = 57$
 $g^*_{C,rel} = 59$

relative Inform. Technology (IT)

olvi3*	1.0	1.0	1.0	(1.0)
cmyn3*	0.0	0.0	0.0	(0.0)
olvi4*	1.0	1.0	1.0	1.0
cmyn4*	0.0	0.0	0.0	0.0

standard and adapted CIELAB

LAB*LAB	95.41	-0.97	4.75
LAB*LABa	95.41	0.0	0.0
LAB*TCHa	99.99	0.01	-

relative CIELAB lab*

lab*lab	1.0	0.0	0.0
lab*tch	1.0	0.0	-
lab*nch	0.0	0.0	-

relative Natural Colour (NC)

lab*lrj	1.0	0.0	0.0
lab*tce	1.0	0.0	-
lab*nce	0.0	0.0	-

relative Inform. Technology (IT)

olvi3*	0.5	0.744	1.0	(1.0)
cmyn3*	0.5	0.256	0.0	(0.0)
olvi4*	0.5	0.744	1.0	1.0
cmyn4*	0.5	0.256	0.0	0.0

standard and adapted CIELAB

LAB*LAB	68.59	0.08	-19.4
LAB*LABa	68.59	0.54	-22.35
LAB*TCHa	75.0	22.36	271.4

relative CIELAB lab*

lab*lab	0.654	0.012	-0.499
lab*tch	0.75	0.5	0.754
lab*nch	0.0	0.5	0.754

relative Natural Colour (NC)

lab*lrj	0.654	0.0	-0.499
lab*tce	0.75	0.5	0.75
lab*nce	0.0	0.5	g99b

relative Inform. Technology (IT)

olvi3*	0.0	0.488	1.0	(1.0)
cmyn3*	1.0	0.512	0.0	(0.0)
olvi4*	0.0	0.488	1.0	1.0
cmyn4*	1.0	0.512	0.0	0.0

standard and adapted CIELAB

LAB*LAB	41.79	1.14	-43.56
LAB*LABa	41.79	1.1	-44.7
LAB*TCHa	50.0	44.73	271.4

relative CIELAB lab*

lab*lab	0.307	0.024	-0.998
lab*tch	0.5	1.0	0.754
lab*nch	0.0	1.0	0.754

relative Natural Colour (NC)

lab*lrj	0.307	0.0	-0.999
lab*tce	0.5	1.0	0.75
lab*nce	0.0	1.0	b00r

relative Inform. Technology (IT)

olvi3*	0.0	0.244	0.5	(1.0)
cmyn3*	1.0	0.756	0.5	(0.0)
olvi4*	0.5	0.744	1.0	0.5
cmyn4*	0.5	0.256	0.0	0.5

standard and adapted CIELAB

LAB*LAB	29.9	0.83	-22.01
LAB*LABa	29.9	0.55	-22.35
LAB*TCHa	25.01	22.36	271.41

relative CIELAB lab*

lab*lab	0.154	0.012	-0.499
lab*tch	0.25	0.5	0.754
lab*nch	0.5	0.5	0.754

relative Natural Colour (NC)

lab*lrj	0.154	0.0	-0.499
lab*tce	0.25	0.5	0.75
lab*nce	0.5	0.5	b00r

