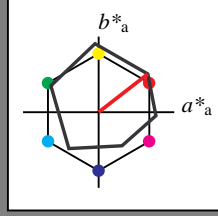


**Eingabe: Farbmetrisches Offset-Refektiv-System ORS18**

für Buntton  $h^* = lab^*h = 38/360 = 0.105$   
 $lab^*tch$  und  $lab^*nch$

D50: Buntton O  
 LCH\*Ma: 48 82 38  
 olv\*Ma: 1.0 0.0 0.0

Dreiecks-Helligkeit  $t^*$



**ORS18; adaptierte CIELAB-Daten**

	$L^* = L^*_a$	$a^*_a$	$b^*_a$	$C^*_{ab,a}$	$h^*_{ab,a}$
OMa	47.94	65.05	50.54	82.38	38
YMa	91.0	-4.72	90.58	90.7	93
LMa	50.9	-63.18	34.98	72.22	151
CMa	56.99	-39.34	-48.1	62.16	231
VMa	25.72	30.89	-44.4	54.09	305
MMa	49.99	75.76	-4.64	75.9	356
NMa	18.09	0.0	0.0	0.0	0
WMa	95.46	0.0	0.0	0.0	0
RCIE	41.88	61.66	30.69	68.88	26
JCIE	81.97	2.02	67.79	67.82	88
GCIE	51.62	-41.32	9.74	42.46	167
BCIE	29.2	-5.79	-49.61	49.96	263

%Umfang  
 $u^*_{rel} = 94$   
 %Regularität  
 $g^*_{H,rel} = 65$   
 $g^*_{C,rel} = 60$

**relative Inform. Technology (IT)**

olvi3*	1.0	1.0	1.0	(1.0)
cmyn3*	0.0	0.0	0.0	(0.0)
olvi4*	1.0	1.0	1.0	1.0
cmyn4*	0.0	0.0	0.0	0.0

**standard and adapted CIELAB**

LAB*LAB	95.46	-0.39	4.69
LAB*LABa	95.46	0.0	0.0
LAB*TCHa	99.99	0.01	-

**relative CIELAB lab\***

lab*lab	1.0	0.0	0.0
lab*tch	1.0	0.0	-
lab*nch	0.0	0.0	-

**relative Natural Colour (NC)**

lab*lrj	1.0	0.0	0.0
lab*tce	1.0	0.0	-
lab*nce	0.0	0.0	-

**relative Inform. Technology (IT)**

olvi3*	0.5	0.5	0.5	(1.0)
cmyn3*	0.0	0.5	0.5	(0.0)
olvi4*	1.0	1.0	1.0	0.5
cmyn4*	0.0	0.0	0.0	0.5

**standard and adapted CIELAB**

LAB*LAB	56.78	0.13	2.11
LAB*LABa	56.78	0.0	0.0
LAB*TCHa	50.0	0.01	-

**relative CIELAB lab\***

lab*lab	0.5	0.0	0.0
lab*tch	0.5	0.0	-
lab*nch	0.5	0.0	-

**relative Natural Colour (NC)**

lab*lrj	0.5	0.0	0.0
lab*tce	0.5	0.0	-
lab*nce	0.5	0.0	-

**relative Inform. Technology (IT)**

olvi3*	0.0	0.0	0.0	(1.0)
cmyn3*	1.0	1.0	1.0	(0.0)
olvi4*	1.0	1.0	1.0	0.0
cmyn4*	0.0	0.0	0.0	1.0

**standard and adapted CIELAB**

LAB*LAB	18.1	0.67	-0.46
LAB*LABa	18.1	0.0	0.0
LAB*TCHa	0.01	0.01	-

**relative CIELAB lab\***

lab*lab	0.0	0.0	0.0
lab*tch	0.0	0.0	-
lab*nch	1.0	0.0	-

**relative Natural Colour (NC)**

lab*lrj	0.0	0.0	0.0
lab*tce	0.0	0.0	-
lab*nce	1.0	0.0	-

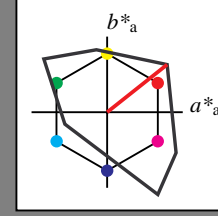
$n^* = 1.0$

**Ausgabe: Farbmetrisches Fernseh-Licht-System TLS00**

für Buntton  $h^* = lab^*h = 38/360 = 0.107$   
 $lab^*tch$  und  $lab^*nch$

D50: Buntton O  
 LCH\*Ma: 54 101 38  
 olv\*Ma: 1.0 0.0 0.0

Dreiecks-Helligkeit  $t^*$



%Umfang  
 $u^*_{rel} = 156$   
 %Regularität  
 $g^*_{H,rel} = 26$   
 $g^*_{C,rel} = 45$

**relative Inform. Technology (IT)**

olvi3*	1.0	1.0	1.0	(1.0)
cmyn3*	0.0	0.0	0.0	(0.0)
olvi4*	1.0	1.0	1.0	1.0
cmyn4*	0.0	0.0	0.0	0.0

**standard and adapted CIELAB**

LAB*LAB	95.41	0.0	0.0
LAB*LABa	95.41	0.0	0.0
LAB*TCHa	99.99	0.01	-

**relative CIELAB lab\***

lab*lab	1.0	0.0	0.0
lab*tch	1.0	0.0	-
lab*nch	0.0	0.0	-

**relative Natural Colour (NC)**

lab*lrj	1.0	0.0	0.0
lab*tce	1.0	0.0	-
lab*nce	0.0	0.0	-

**relative Inform. Technology (IT)**

olvi3*	0.5	0.5	0.5	(1.0)
cmyn3*	0.0	0.5	0.5	(0.0)
olvi4*	1.0	1.0	1.0	0.5
cmyn4*	0.0	0.0	0.0	0.5

**standard and adapted CIELAB**

LAB*LAB	47.72	0.0	0.0
LAB*LABa	47.72	0.0	0.0
LAB*TCHa	50.0	0.01	-

**relative CIELAB lab\***

lab*lab	0.5	0.0	0.0
lab*tch	0.5	0.0	-
lab*nch	0.5	0.0	-

**relative Natural Colour (NC)**

lab*lrj	0.5	0.0	0.0
lab*tce	0.5	0.0	-
lab*nce	0.5	0.0	-

**relative Inform. Technology (IT)**

olvi3*	0.0	0.0	0.0	(1.0)
cmyn3*	1.0	1.0	1.0	(0.0)
olvi4*	1.0	1.0	1.0	0.0
cmyn4*	0.0	0.0	0.0	1.0

**standard and adapted CIELAB**

LAB*LAB	0.03	0.0	0.0
LAB*LABa	0.03	0.0	0.0
LAB*TCHa	0.01	0.01	-

**relative CIELAB lab\***

lab*lab	0.0	0.0	0.0
lab*tch	0.0	0.0	-
lab*nch	1.0	0.0	-

**relative Natural Colour (NC)**

lab*lrj	0.0	0.0	0.0
lab*tce	0.0	0.0	-
lab*nce	1.0	0.0	-

$n^* = 1.0$

**TLS00; adaptierte CIELAB-Daten**

	$L^* = L^*_a$	$a^*_a$	$b^*_a$	$C^*_{ab,a}$	$h^*_{ab,a}$
OMa	54.19	79.36	63.0	101.33	38
YMa	93.44	-14.18	82.59	83.8	100
LMa	82.82	-83.73	70.41	109.41	140
CMa	85.22	-55.9	-15.78	58.1	196
VMa	25.61	67.05	-108.87	127.87	302
MMa	58.76	91.18	-53.69	105.82	330
NMa	0.01	0.0	0.0	0.0	0
WMa	95.41	0.0	0.0	0.0	0
RCIE	41.88	62.0	31.82	69.69	27
JCIE	81.97	1.81	71.59	71.61	89
GCIE	51.62	-41.11	11.52	42.7	164
BCIE	29.2	-5.27	-49.33	49.62	264

%Umfang  
 $u^*_{rel} = 156$   
 %Regularität  
 $g^*_{H,rel} = 26$   
 $g^*_{C,rel} = 45$

**relative Inform. Technology (IT)**

olvi3*	1.0	0.5	0.5	(1.0)
cmyn3*	0.0	0.5	0.5	(0.0)
olvi4*	1.0	0.5	0.5	1.0
cmyn4*	0.0	0.5	0.5	0.0

**standard and adapted CIELAB**

LAB*LAB	74.79	39.67	31.49
LAB*LABa	74.79	39.67	31.49
LAB*TCHa	75.0	50.65	38.44

**relative CIELAB lab\***

lab*lab	0.784	0.392	0.311
lab*tch	0.75	0.5	0.107
lab*nch	0.0	0.5	0.107

**relative Natural Colour (NC)**

lab*lrj	0.784	0.479	0.142
lab*tce	0.75	0.5	0.046
lab*nce	0.0	0.5	r18j

**relative Inform. Technology (IT)**

olvi3*	1.0	0.0	0.0	(1.0)
cmyn3*	0.0	1.0	1.0	(0.0)
olvi4*	1.0	0.0	0.0	1.0
cmyn4*	0.0	1.0	1.0	0.0

**standard and adapted CIELAB**

LAB*LAB	54.19	79.34	62.99
LAB*LABa	54.19	79.34	62.99
LAB*TCHa	50.0	101.31	38.44

**relative CIELAB lab\***

lab*lab	0.568	0.783	0.622
lab*tch	0.5	1.0	0.107
lab*nch	0.0	1.0	0.107

**relative Natural Colour (NC)**

lab*lrj	0.568	0.958	0.285
lab*tce	0.5	1.0	0.046
lab*nce	0.0	1.0	r18j

**relative Inform. Technology (IT)**

olvi3*	0.5	0.0	0.0	(1.0)
cmyn3*	0.5	1.0	1.0	(0.0)
olvi4*	1.0	0.5	0.5	0.5
cmyn4*	0.0	0.5	0.5	0.5

**standard and adapted CIELAB**

LAB*LAB	27.1	39.67	31.49
LAB*LABa	27.1	39.67	31.49
LAB*TCHa	25.01	50.65	38.44

**relative CIELAB lab\***

lab*lab	0.284	0.392	0.311
lab*tch	0.25	0.5	0.107
lab*nch	0.5	0.5	0.107

**relative Natural Colour (NC)**

lab*lrj	0.284	0.479	0.142
lab*tce	0.25	0.5	0.046
lab*nce	0.5	0.5	r18j

$n^* = 0,00$

Schwarzheit  $n^*$

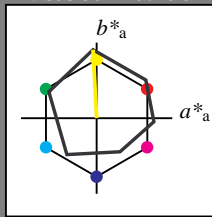
relative Buntheit  $c^*$

**Eingabe: Farbmetrisches Offset-Reflektiv-System ORS18**

für Buntton  $h^* = lab^*h = 93/360 = 0.258$   
 $lab^*tch$  und  $lab^*nch$

D50: Buntton Y  
 LCH\*Ma: 91 91 93  
 olv\*Ma: 1.0 1.0 0.0

Dreiecks-Helligkeit  $t^*$



**ORS18; adaptierte CIELAB-Daten**

	$L^* = L^*_a$	$a^*_a$	$b^*_a$	$C^*_{ab,a}$	$h^*_{ab,a}$
OMa	47.94	65.05	50.54	82.38	38
YMa	91.0	-4.72	90.58	90.7	93
LMa	50.9	-63.18	34.98	72.22	151
CMa	56.99	-39.34	-48.1	62.16	231
VMa	25.72	30.89	-44.4	54.09	305
MMa	49.99	75.76	-4.64	75.9	356
NMa	18.09	0.0	0.0	0.0	0
WMa	95.46	0.0	0.0	0.0	0
RCIE	41.88	61.66	30.69	68.88	26
JCIE	81.97	2.02	67.79	67.82	88
GCIE	51.62	-41.32	9.74	42.46	167
BCIE	29.2	-5.79	-49.61	49.96	263

%Umfang  
 $u^*_{rel} = 94$   
 %Regularität  
 $g^*_{H,rel} = 65$   
 $g^*_{C,rel} = 60$

**relative Inform. Technology (IT)**

olvi3*	1.0	1.0	1.0	(1.0)
cmyn3*	0.0	0.0	0.0	(0.0)
olvi4*	1.0	1.0	1.0	1.0
cmyn4*	0.0	0.0	0.0	0.0

**standard and adapted CIELAB**

LAB*LAB	95.46	-0.39	4.69
LAB*LABa	95.46	0.0	0.0
LAB*TCHa	99.99	0.01	-

**relative CIELAB lab\***

lab*lab	1.0	0.0	0.0
lab*tch	1.0	0.0	-
lab*nch	0.0	0.0	-

**relative Natural Colour (NC)**

lab*lrj	1.0	0.0	0.0
lab*tce	1.0	0.0	-
lab*nce	0.0	0.0	-

**relative Inform. Technology (IT)**

olvi3*	0.5	0.5	0.5	(1.0)
cmyn3*	0.0	0.5	0.5	(0.0)
olvi4*	1.0	1.0	1.0	0.5
cmyn4*	0.0	0.0	0.0	0.5

**standard and adapted CIELAB**

LAB*LAB	56.78	0.13	2.11
LAB*LABa	56.78	0.0	0.0
LAB*TCHa	50.0	0.01	-

**relative CIELAB lab\***

lab*lab	0.5	0.0	0.0
lab*tch	0.5	0.0	-
lab*nch	0.5	0.0	-

**relative Natural Colour (NC)**

lab*lrj	0.5	0.0	0.0
lab*tce	0.5	0.0	-
lab*nce	0.5	0.0	-

**relative Inform. Technology (IT)**

olvi3*	1.0	1.0	0.5	(1.0)
cmyn3*	0.0	0.0	0.5	(0.0)
olvi4*	1.0	1.0	0.5	1.0
cmyn4*	0.0	0.0	0.5	0.0

**standard and adapted CIELAB**

LAB*LAB	93.22	-2.72	49.83
LAB*LABa	93.22	-2.36	45.28
LAB*TCHa	75.0	45.34	92.99

**relative CIELAB lab\***

lab*lab	0.971	-0.025	0.499
lab*tch	0.75	0.5	0.258
lab*nch	0.0	0.5	0.258

**relative Natural Colour (NC)**

lab*lrj	0.971	-0.046	0.498
lab*tce	0.75	0.5	0.265
lab*nce	0.0	0.5	0.265

**relative Inform. Technology (IT)**

olvi3*	0.5	0.5	0.0	(1.0)
cmyn3*	0.5	0.5	1.0	(0.0)
olvi4*	1.0	1.0	0.5	0.5
cmyn4*	0.0	0.0	0.5	0.5

**standard and adapted CIELAB**

LAB*LAB	54.55	-2.19	47.25
LAB*LABa	54.55	-2.36	45.28
LAB*TCHa	25.01	45.34	92.99

**relative CIELAB lab\***

lab*lab	0.471	-0.025	0.499
lab*tch	0.25	0.5	0.258
lab*nch	0.5	0.5	0.258

**relative Natural Colour (NC)**

lab*lrj	0.471	-0.046	0.498
lab*tce	0.25	0.5	0.265
lab*nce	0.5	0.5	0.265

**relative Inform. Technology (IT)**

olvi3*	0.0	0.0	0.0	(1.0)
cmyn3*	1.0	1.0	1.0	(0.0)
olvi4*	1.0	1.0	1.0	0.0
cmyn4*	0.0	0.0	0.0	1.0

**standard and adapted CIELAB**

LAB*LAB	18.1	0.67	-0.46
LAB*LABa	18.1	0.0	0.0
LAB*TCHa	0.01	0.01	-


**relative CIELAB lab\***

lab*lab	0.0	0.0	0.0
lab*tch	0.0	0.0	-
lab*nch	1.0	0.0	-

**relative Natural Colour (NC)**

lab*lrj	0.0	0.0	0.0
lab*tce	0.0	0.0	-
lab*nce	1.0	0.0	-

$n^* = 1.0$



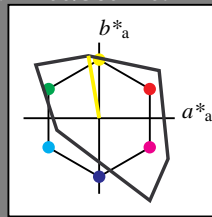
relative Buntheit  $c^*$

**Ausgabe: Farbmetrisches Fernseh-Licht-System TLS00**

für Buntton  $h^* = lab^*h = 100/360 = 0.277$   
 $lab^*tch$  und  $lab^*nch$

D50: Buntton Y  
 LCH\*Ma: 93 84 100  
 olv\*Ma: 1.0 1.0 0.0

Dreiecks-Helligkeit  $t^*$



%Umfang  
 $u^*_{rel} = 156$   
 %Regularität  
 $g^*_{H,rel} = 26$   
 $g^*_{C,rel} = 45$

**relative Inform. Technology (IT)**

olvi3*	1.0	1.0	1.0	(1.0)
cmyn3*	0.0	0.0	0.0	(0.0)
olvi4*	1.0	1.0	1.0	1.0
cmyn4*	0.0	0.0	0.0	0.0

**standard and adapted CIELAB**

LAB*LAB	95.41	0.0	0.0
LAB*LABa	95.41	0.0	0.0
LAB*TCHa	99.99	0.01	-

**relative CIELAB lab\***

lab*lab	1.0	0.0	0.0
lab*tch	1.0	0.0	-
lab*nch	0.0	0.0	-

**relative Natural Colour (NC)**

lab*lrj	1.0	0.0	0.0
lab*tce	1.0	0.0	-
lab*nce	0.0	0.0	-

**relative Inform. Technology (IT)**

olvi3*	0.5	0.5	0.5	(1.0)
cmyn3*	0.5	0.5	0.5	(0.0)
olvi4*	1.0	1.0	1.0	0.5
cmyn4*	0.0	0.0	0.0	0.5

**standard and adapted CIELAB**

LAB*LAB	47.72	0.0	0.0
LAB*LABa	47.72	0.0	0.0
LAB*TCHa	50.0	0.01	-

**relative CIELAB lab\***

lab*lab	0.5	0.0	0.0
lab*tch	0.5	0.0	-
lab*nch	0.5	0.0	-

**relative Natural Colour (NC)**

lab*lrj	0.5	0.0	0.0
lab*tce	0.5	0.0	-
lab*nce	0.5	0.0	-

**relative Inform. Technology (IT)**

olvi3*	1.0	1.0	0.5	(1.0)
cmyn3*	0.0	0.0	0.5	(0.0)
olvi4*	1.0	1.0	0.5	1.0
cmyn4*	0.0	0.0	0.5	0.0

**standard and adapted CIELAB**

LAB*LAB	94.42	-7.08	41.29
LAB*LABa	94.42	-7.08	41.29
LAB*TCHa	75.0	41.89	99.75

**relative CIELAB lab\***

lab*lab	0.99	-0.084	0.493
lab*tch	0.75	0.5	0.277
lab*nch	0.0	0.5	0.277

**relative Natural Colour (NC)**

lab*lrj	0.99	-0.114	0.487
lab*tce	0.75	0.5	0.287
lab*nce	0.0	0.5	0.287

**relative Inform. Technology (IT)**

olvi3*	0.5	0.5	0.0	(1.0)
cmyn3*	0.5	0.5	1.0	(0.0)
olvi4*	1.0	1.0	0.5	0.5
cmyn4*	0.0	0.0	0.5	0.5

**standard and adapted CIELAB**


LAB*LAB	46.73	-7.08	41.29
LAB*LABa	46.73	-7.08	41.29
LAB*TCHa	25.01	41.89	99.75

**relative CIELAB lab\***

lab*lab	0.49	-0.084	0.493
lab*tch	0.25	0.5	0.277
lab*nch	0.5	0.5	0.277

**relative Natural Colour (NC)**

lab*lrj	0.49	-0.114	0.487
lab*tce	0.25	0.5	0.287
lab*nce	0.5	0.5	0.287



relative Buntheit  $c^*$

$n^* = 1.0$

QG10-7, 3 stufige Reihen für konstanten CIELAB Buntton 93/360 = 0.258 (links)

3 stufige Reihen für konstanten CIELAB Buntton 100/360 = 0.277 (rechts)

BAM-Prüfvorlage QG10; Farbmetrik-Systeme ORS18 & ORS18input: *cmY0\* setcmykcolor*

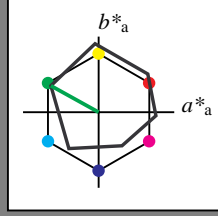
D50: 2 Koordinatendaten; 3 stufige Farbreihen für 10 Bunttöne output: *Startup (S) data dependend*

**Eingabe: Farbmatisches Offset-Reflektiv-System ORS18**

für Buntton  $h^* = lab^*h = 151/360 = 0.42$   
 $lab^*tch$  und  $lab^*nch$

D50: Buntton L  
 LCH\*Ma: 51 72 151  
 olv\*Ma: 0.0 1.0 0.0

Dreiecks-Helligkeit  $t^*$



**ORS18; adaptierte CIELAB-Daten**

	$L^* = L^*_a$	$a^*_a$	$b^*_a$	$C^*_{ab,a}$	$h^*_{ab,a}$
OMa	47.94	65.05	50.54	82.38	38
YMa	91.0	-4.72	90.58	90.7	93
LMa	50.9	-63.18	34.98	72.22	151
CMa	56.99	-39.34	-48.1	62.16	231
VMa	25.72	30.89	-44.4	54.09	305
MMa	49.99	75.76	-4.64	75.9	356
NMa	18.09	0.0	0.0	0.0	0
WMa	95.46	0.0	0.0	0.0	0
RCIE	41.88	61.66	30.69	68.88	26
JCIE	81.97	2.02	67.79	67.82	88
GCIE	51.62	-41.32	9.74	42.46	167
BCIE	29.2	-5.79	-49.61	49.96	263

%Umfang  
 $u^*_{rel} = 94$   
 %Regularität  
 $g^*_{H,rel} = 65$   
 $g^*_{C,rel} = 60$

**relative Inform. Technology (IT)**

olvi3*	1.0	1.0	1.0	(1.0)
cmyn3*	0.0	0.0	0.0	(0.0)
olvi4*	1.0	1.0	1.0	1.0
cmyn4*	0.0	0.0	0.0	0.0

**standard and adapted CIELAB**  
 LAB\*LAB 95.46 -0.39 4.69  
 LAB\*LABa 95.46 0.0 0.0  
 LAB\*TCHa 99.99 0.01 -

**relative CIELAB lab\***  
 lab\*lab 1.0 0.0 0.0  
 lab\*tch 1.0 0.0 -  
 lab\*nch 0.0 0.0 -

**relative Natural Colour (NC)**  
 lab\*lrj 1.0 0.0 0.0  
 lab\*tce 1.0 0.0 -  
 lab\*nce 0.0 0.0 -

**relative Inform. Technology (IT)**

olvi3*	0.5	0.5	0.5	(1.0)
cmyn3*	0.5	0.5	0.5	(0.0)
olvi4*	1.0	1.0	1.0	0.5
cmyn4*	0.0	0.0	0.0	0.5

**standard and adapted CIELAB**  
 LAB\*LAB 56.78 0.13 2.11  
 LAB\*LABa 56.78 0.0 0.0  
 LAB\*TCHa 50.0 0.01 -

**relative CIELAB lab\***  
 lab\*lab 0.5 0.0 0.0  
 lab\*tch 0.5 0.0 -  
 lab\*nch 0.5 0.0 -

**relative Natural Colour (NC)**  
 lab\*lrj 0.5 0.0 0.0  
 lab\*tce 0.5 0.0 -  
 lab\*nce 0.5 0.0 -

**relative Inform. Technology (IT)**

olvi3*	0.0	0.0	0.0	(1.0)
cmyn3*	1.0	1.0	1.0	(0.0)
olvi4*	1.0	1.0	1.0	0.0
cmyn4*	0.0	0.0	0.0	1.0

**standard and adapted CIELAB**  
 LAB\*LAB 18.1 0.67 -0.46  
 LAB\*LABa 18.1 0.0 0.0  
 LAB\*TCHa 0.01 0.01 -

**relative CIELAB lab\***  
 lab\*lab 0.0 0.0 0.0  
 lab\*tch 0.0 0.0 -  
 lab\*nch 1.0 0.0 -

**relative Natural Colour (NC)**  
 lab\*lrj 0.0 0.0 0.0  
 lab\*tce 0.0 0.0 -  
 lab\*nce 1.0 0.0 -

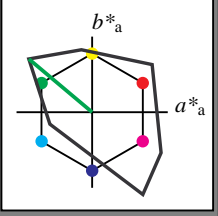
$n^* = 1.0$

**Ausgabe: Farbmatisches Fernseh-Licht-System TLS00**

für Buntton  $h^* = lab^*h = 140/360 = 0.389$   
 $lab^*tch$  und  $lab^*nch$

D50: Buntton L  
 LCH\*Ma: 83 109 140  
 olv\*Ma: 0.0 1.0 0.0

Dreiecks-Helligkeit  $t^*$



%Umfang  
 $u^*_{rel} = 156$   
 %Regularität  
 $g^*_{H,rel} = 26$   
 $g^*_{C,rel} = 45$

**relative Inform. Technology (IT)**

olvi3*	1.0	1.0	1.0	(1.0)
cmyn3*	0.0	0.0	0.0	(0.0)
olvi4*	1.0	1.0	1.0	1.0
cmyn4*	0.0	0.0	0.0	0.0

**standard and adapted CIELAB**  
 LAB\*LAB 95.41 0.0 0.0  
 LAB\*LABa 95.41 0.0 0.0  
 LAB\*TCHa 99.99 0.01 -

**relative CIELAB lab\***  
 lab\*lab 1.0 0.0 0.0  
 lab\*tch 1.0 0.0 -  
 lab\*nch 0.0 0.0 -

**relative Natural Colour (NC)**  
 lab\*lrj 1.0 0.0 0.0  
 lab\*tce 1.0 0.0 -  
 lab\*nce 0.0 0.0 -

**relative Inform. Technology (IT)**

olvi3*	0.5	0.5	0.5	(1.0)
cmyn3*	0.5	0.5	0.5	(0.0)
olvi4*	1.0	1.0	1.0	0.5
cmyn4*	0.0	0.0	0.0	0.5

**standard and adapted CIELAB**  
 LAB\*LAB 47.72 0.0 0.0  
 LAB\*LABa 47.72 0.0 0.0  
 LAB\*TCHa 50.0 0.01 -

**relative CIELAB lab\***  
 lab\*lab 0.5 0.0 0.0  
 lab\*tch 0.5 0.0 -  
 lab\*nch 0.5 0.0 -

**relative Natural Colour (NC)**  
 lab\*lrj 0.5 0.0 0.0  
 lab\*tce 0.5 0.0 -  
 lab\*nce 0.5 0.0 -

**relative Inform. Technology (IT)**

olvi3*	0.0	0.0	0.0	(1.0)
cmyn3*	1.0	1.0	1.0	(0.0)
olvi4*	1.0	1.0	1.0	0.0
cmyn4*	0.0	0.0	0.0	1.0

**standard and adapted CIELAB**  
 LAB\*LAB 0.03 0.0 0.0  
 LAB\*LABa 0.03 0.0 0.0  
 LAB\*TCHa 0.01 0.01 -

**relative CIELAB lab\***  
 lab\*lab 0.0 0.0 0.0  
 lab\*tch 0.0 0.0 -  
 lab\*nch 1.0 0.0 -

**relative Natural Colour (NC)**  
 lab\*lrj 0.0 0.0 0.0  
 lab\*tce 0.0 0.0 -  
 lab\*nce 1.0 0.0 -

$n^* = 1.0$

**TLS00; adaptierte CIELAB-Daten**

	$L^* = L^*_a$	$a^*_a$	$b^*_a$	$C^*_{ab,a}$	$h^*_{ab,a}$
OMa	54.19	79.36	63.0	101.33	38
YMa	93.44	-14.18	82.59	83.8	100
LMa	82.82	-83.73	70.41	109.41	140
CMa	85.22	-55.9	-15.78	58.1	196
VMa	25.61	67.05	-108.87	127.87	302
MMa	58.76	91.18	-53.69	105.82	330
NMa	0.01	0.0	0.0	0.0	0
WMa	95.41	0.0	0.0	0.0	0
RCIE	41.88	62.0	31.82	69.69	27
JCIE	81.97	1.81	71.59	71.61	89
GCIE	51.62	-41.11	11.52	42.7	164
BCIE	29.2	-5.27	-49.33	49.62	264

%Umfang  
 $u^*_{rel} = 156$   
 %Regularität  
 $g^*_{H,rel} = 26$   
 $g^*_{C,rel} = 45$

**relative Inform. Technology (IT)**

olvi3*	1.0	1.0	1.0	(1.0)
cmyn3*	0.0	0.0	0.0	(0.0)
olvi4*	1.0	1.0	1.0	1.0
cmyn4*	0.0	0.0	0.0	0.0

**standard and adapted CIELAB**  
 LAB\*LAB 95.41 0.0 0.0  
 LAB\*LABa 95.41 0.0 0.0  
 LAB\*TCHa 99.99 0.01 -

**relative CIELAB lab\***  
 lab\*lab 1.0 0.0 0.0  
 lab\*tch 1.0 0.0 -  
 lab\*nch 0.0 0.0 -

**relative Natural Colour (NC)**  
 lab\*lrj 1.0 0.0 0.0  
 lab\*tce 1.0 0.0 -  
 lab\*nce 0.0 0.0 -

**relative Inform. Technology (IT)**

olvi3*	0.5	1.0	0.5	(1.0)
cmyn3*	0.5	0.0	0.5	(0.0)
olvi4*	0.5	1.0	0.5	1.0
cmyn4*	0.5	0.0	0.5	0.0

**standard and adapted CIELAB**  
 LAB\*LAB 89.11 -41.85 35.2  
 LAB\*LABa 89.11 -41.85 35.2  
 LAB\*TCHa 75.0 54.69 139.94

**relative CIELAB lab\***  
 lab\*lab 0.934 -0.382 0.322  
 lab\*tch 0.75 0.5 0.389  
 lab\*nch 0.0 0.5 0.389

**relative Natural Colour (NC)**  
 lab\*lrj 0.934 -0.436 0.242  
 lab\*tce 0.75 0.5 0.419  
 lab\*nce 0.0 0.5 0.67g

**relative Inform. Technology (IT)**

olvi3*	0.0	0.5	0.0	(1.0)
cmyn3*	1.0	0.5	1.0	(0.0)
olvi4*	0.5	1.0	0.5	0.5
cmyn4*	0.5	0.0	0.5	0.5

**standard and adapted CIELAB**  
 LAB\*LAB 41.42 -41.85 35.2  
 LAB\*LABa 41.42 -41.85 35.2  
 LAB\*TCHa 25.01 54.69 139.94

**relative CIELAB lab\***  
 lab\*lab 0.434 -0.382 0.322  
 lab\*tch 0.25 0.5 0.389  
 lab\*nch 0.5 0.5 0.389

**relative Natural Colour (NC)**  
 lab\*lrj 0.434 -0.436 0.242  
 lab\*tce 0.25 0.5 0.419  
 lab\*nce 0.5 0.5 0.67g

$n^* = 0.00$

**relative Inform. Technology (IT)**

olvi3*	0.5	1.0	0.5	(1.0)
cmyn3*	0.5	0.0	0.5	(0.0)
olvi4*	0.5	1.0	0.5	1.0
cmyn4*	0.5	0.0	0.5	0.0

**standard and adapted CIELAB**  
 LAB\*LAB 73.18 -31.67 20.7  
 LAB\*LABa 73.18 -31.58 17.49  
 LAB\*TCHa 75.0 36.1 151.03

**relative CIELAB lab\***  
 lab\*lab 0.712 -0.436 0.242  
 lab\*tch 0.75 0.5 0.42  
 lab\*nch 0.0 0.5 0.42

**relative Natural Colour (NC)**  
 lab\*lrj 0.712 -0.474 0.155  
 lab\*tce 0.75 0.5 0.45  
 lab\*nce 0.0 0.5 0.67g

**relative Inform. Technology (IT)**

olvi3*	0.0	0.5	0.0	(1.0)
cmyn3*	1.0	0.5	1.0	(0.0)
olvi4*	0.5	1.0	0.5	0.5
cmyn4*	0.5	0.0	0.5	0.5

**standard and adapted CIELAB**  
 LAB\*LAB 34.5 -31.13 18.12  
 LAB\*LABa 34.5 -31.58 17.49  
 LAB\*TCHa 25.01 36.1 151.03

**relative CIELAB lab\***  
 lab\*lab 0.212 -0.436 0.242  
 lab\*tch 0.25 0.5 0.42  
 lab\*nch 0.5 0.5 0.42

**relative Natural Colour (NC)**  
 lab\*lrj 0.212 -0.474 0.155  
 lab\*tce 0.25 0.5 0.45  
 lab\*nce 0.5 0.5 0.67g

**relative Inform. Technology (IT)**

olvi3*	0.0	0.0	0.0	(1.0)
cmyn3*	1.0	1.0	1.0	(0.0)
olvi4*	1.0	1.0	1.0	0.0
cmyn4*	0.0	0.0	0.0	1.0

**standard and adapted CIELAB**  
 LAB\*LAB 0.03 0.0 0.0  
 LAB\*LABa 0.03 0.0 0.0  
 LAB\*TCHa 0.01 0.01 -

**relative CIELAB lab\***  
 lab\*lab 0.0 0.0 0.0  
 lab\*tch 0.0 0.0 -  
 lab\*nch 1.0 0.0 -

**relative Natural Colour (NC)**  
 lab\*lrj 0.0 0.0 0.0  
 lab\*tce 0.0 0.0 -  
 lab\*nce 1.0 0.0 -

$n^* = 0.00$   
 Schwarzhcit  $n^*$

relative Buntheit  $c^*$

$n^* = 0.00$   
 Schwarzhcit  $n^*$

relative Buntheit  $c^*$

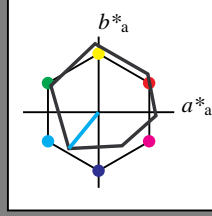


**Eingabe: Farbmatisches Offset-Reflektiv-System ORS18**

für Buntton  $h^* = lab^*h = 231/360 = 0.641$   
 $lab^*tch$  und  $lab^*nch$

D50: Buntton C  
 LCH\*Ma: 57 62 231  
 olv\*Ma: 0.0 1.0 1.0

Dreiecks-Helligkeit  $t^*$



**ORS18; adaptierte CIELAB-Daten**

	$L^*$	$a^*$	$b^*$	$C^*_{ab,a}$	$h^*_{ab,a}$
OMa	47.94	65.05	50.54	82.38	38
YMa	91.0	-4.72	90.58	90.7	93
LMa	50.9	-63.18	34.98	72.22	151
CMa	56.99	-39.34	-48.1	62.16	231
VMa	25.72	30.89	-44.4	54.09	305
MMa	49.99	75.76	-4.64	75.9	356
NMa	18.09	0.0	0.0	0.0	0
WMa	95.46	0.0	0.0	0.0	0
RCIE	41.88	61.66	30.69	68.88	26
JCIE	81.97	2.02	67.79	67.82	88
GCIE	51.62	-41.32	9.74	42.46	167
BCIE	29.2	-5.79	-49.61	49.96	263

%Umfang  
 $u^*_{rel} = 94$   
 %Regularität  
 $g^*_{H,rel} = 65$   
 $g^*_{C,rel} = 60$

**relative Inform. Technology (IT)**

olvi3*	1.0	1.0	1.0	(1.0)
cmyn3*	0.0	0.0	0.0	(0.0)
olvi4*	1.0	1.0	1.0	1.0
cmyn4*	0.0	0.0	0.0	0.0

**standard and adapted CIELAB**

LAB*LAB	95.46	-0.39	4.69
LAB*LABa	95.46	0.0	0.0
LAB*TCHa	99.99	0.01	-

**relative CIELAB lab\***

lab*lab	1.0	0.0	0.0
lab*tch	1.0	0.0	-
lab*nch	0.0	0.0	-

**relative Natural Colour (NC)**

lab*lrj	1.0	0.0	0.0
lab*tce	1.0	0.0	-
lab*nce	0.0	0.0	-

**relative Inform. Technology (IT)**

olvi3*	0.5	1.0	1.0	(1.0)
cmyn3*	0.5	0.0	0.0	(0.0)
olvi4*	0.5	1.0	1.0	1.0
cmyn4*	0.5	0.0	0.0	0.0

**standard and adapted CIELAB**

LAB*LAB	76.22	-19.8	-20.63
LAB*LABa	76.22	-19.66	-24.04
LAB*TCHa	75.0	31.07	230.72

**relative CIELAB lab\***

lab*lab	0.751	-0.315	-0.386
lab*tch	0.75	0.5	0.641
lab*nch	0.0	0.5	0.641

**relative Natural Colour (NC)**

lab*lrj	0.751	-0.252	-0.43
lab*tce	0.75	0.5	0.666
lab*nce	0.0	0.5	0.666

**relative Inform. Technology (IT)**

olvi3*	0.0	1.0	1.0	(1.0)
cmyn3*	1.0	0.0	0.0	(0.0)
olvi4*	0.0	1.0	1.0	1.0
cmyn4*	1.0	0.0	0.0	0.5

**standard and adapted CIELAB**

LAB*LAB	56.99	-39.2	-45.96
LAB*LABa	56.99	-39.33	-48.09
LAB*TCHa	50.0	62.15	230.72

**relative CIELAB lab\***

lab*lab	0.503	-0.632	-0.773
lab*tch	0.5	1.0	0.641
lab*nch	0.0	1.0	0.641

**relative Natural Colour (NC)**

lab*lrj	0.503	-0.505	-0.861
lab*tce	0.5	1.0	0.666
lab*nce	0.0	1.0	0.666

**relative Inform. Technology (IT)**

olvi3*	0.0	0.5	0.5	(1.0)
cmyn3*	1.0	0.5	0.5	(0.0)
olvi4*	0.5	1.0	1.0	0.5
cmyn4*	0.5	0.0	0.0	0.5

**standard and adapted CIELAB**

LAB*LAB	37.54	-19.26	-23.2
LAB*LABa	37.54	-19.66	-24.04
LAB*TCHa	25.01	31.07	230.72

**relative CIELAB lab\***

lab*lab	0.251	-0.315	-0.386
lab*tch	0.25	0.5	0.641
lab*nch	0.5	0.5	0.641

**relative Natural Colour (NC)**

lab*lrj	0.251	-0.252	-0.43
lab*tce	0.25	0.5	0.666
lab*nce	0.5	0.5	0.666

**relative Inform. Technology (IT)**

olvi3*	0.0	0.0	0.0	(1.0)
cmyn3*	1.0	1.0	1.0	(0.0)
olvi4*	1.0	1.0	1.0	0.0
cmyn4*	0.0	0.0	0.0	1.0

**standard and adapted CIELAB**

LAB*LAB	0.03	0.0	0.0
LAB*LABa	0.03	0.0	0.0
LAB*TCHa	0.01	0.01	-

**relative CIELAB lab\***

lab*lab	0.0	0.0	0.0
lab*tch	0.0	0.0	-
lab*nch	1.0	0.0	-

**relative Natural Colour (NC)**

lab*lrj	0.0	0.0	0.0
lab*tce	0.0	0.0	-
lab*nce	1.0	0.0	-

**relative Inform. Technology (IT)**

olvi3*	0.0	0.0	0.0	(1.0)
cmyn3*	1.0	1.0	1.0	(0.0)
olvi4*	1.0	1.0	1.0	0.0
cmyn4*	0.0	0.0	0.0	1.0

**standard and adapted CIELAB**

LAB*LAB	18.1	0.67	-0.46
LAB*LABa	18.1	0.0	0.0
LAB*TCHa	0.01	0.01	-

**relative CIELAB lab\***

lab*lab	0.0	0.0	0.0
lab*tch	0.0	0.0	-
lab*nch	1.0	0.0	-

**relative Natural Colour (NC)**

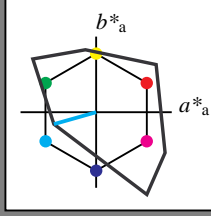
lab*lrj	0.0	0.0	0.0
lab*tce	0.0	0.0	-
lab*nce	1.0	0.0	-

**Ausgabe: Farbmatisches Fernseh-Licht-System TLS00**

für Buntton  $h^* = lab^*h = 196/360 = 0.544$   
 $lab^*tch$  und  $lab^*nch$

D50: Buntton C  
 LCH\*Ma: 85 58 196  
 olv\*Ma: 0.0 1.0 1.0

Dreiecks-Helligkeit  $t^*$



**TLS00; adaptierte CIELAB-Daten**

	$L^*$	$a^*$	$b^*$	$C^*_{ab,a}$	$h^*_{ab,a}$
OMa	54.19	79.36	63.0	101.33	38
YMa	93.44	-14.18	82.59	83.8	100
LMa	82.82	-83.73	70.41	109.41	140
CMa	85.22	-55.9	-15.78	58.1	196
VMa	25.61	67.05	-108.87	127.87	302
MMa	58.76	91.18	-53.69	105.82	330
NMa	0.01	0.0	0.0	0.0	0
WMa	95.41	0.0	0.0	0.0	0
RCIE	41.88	62.0	31.82	69.69	27
JCIE	81.97	1.81	71.59	71.61	89
GCIE	51.62	-41.11	11.52	42.7	164
BCIE	29.2	-5.27	-49.33	49.62	264

%Umfang  
 $u^*_{rel} = 156$   
 %Regularität  
 $g^*_{H,rel} = 26$   
 $g^*_{C,rel} = 45$

**relative Inform. Technology (IT)**

olvi3*	1.0	1.0	1.0	(1.0)
cmyn3*	0.0	0.0	0.0	(0.0)
olvi4*	1.0	1.0	1.0	1.0
cmyn4*	0.0	0.0	0.0	0.0

**standard and adapted CIELAB**

LAB*LAB	95.41	0.0	0.0
LAB*LABa	95.41	0.0	0.0
LAB*TCHa	99.99	0.01	-

**relative CIELAB lab\***

lab*lab	1.0	0.0	0.0
lab*tch	1.0	0.0	-
lab*nch	0.0	0.0	-

**relative Natural Colour (NC)**

lab*lrj	1.0	0.0	0.0
lab*tce	1.0	0.0	-
lab*nce	0.0	0.0	-

**relative Inform. Technology (IT)**

olvi3*	0.5	1.0	1.0	(1.0)
cmyn3*	0.5	0.0	0.0	(0.0)
olvi4*	0.5	1.0	1.0	1.0
cmyn4*	0.5	0.0	0.0	0.0

**standard and adapted CIELAB**

LAB*LAB	90.31	-27.94	-7.88
LAB*LABa	90.31	-27.94	-7.88
LAB*TCHa	75.0	29.04	195.77

**relative CIELAB lab\***

lab*lab	0.947	-0.48	-0.135
lab*tch	0.75	0.5	0.544
lab*nch	0.0	0.5	0.544

**relative Natural Colour (NC)**

lab*lrj	0.947	-0.439	-0.237
lab*tce	0.75	0.5	0.579
lab*nce	0.0	0.5	0.579

**relative Inform. Technology (IT)**

olvi3*	0.0	1.0	1.0	(1.0)
cmyn3*	1.0	0.0	0.0	(0.0)
olvi4*	0.0	1.0	1.0	1.0
cmyn4*	1.0	0.0	0.0	0.0

**standard and adapted CIELAB**

LAB*LAB	85.21	-55.89	-15.78
LAB*LABa	85.21	-55.89	-15.78
LAB*TCHa	50.0	58.09	195.77

**relative CIELAB lab\***

lab*lab	0.893	-0.961	-0.271
lab*tch	0.5	1.0	0.544
lab*nch	0.0	1.0	0.544

**relative Natural Colour (NC)**

lab*lrj	0.893	-0.878	-0.475
lab*tce	0.5	1.0	0.579
lab*nce	0.0	1.0	0.579

**relative Inform. Technology (IT)**

olvi3*	0.0	0.5	0.5	(1.0)
cmyn3*	1.0	0.5	0.5	(0.0)
olvi4*	0.5	1.0	1.0	0.5
cmyn4*	0.5	0.0	0.0	0.5

**standard and adapted CIELAB**

LAB*LAB	42.62	-27.94	-7.88
LAB*LABa	42.62	-27.94	-7.88
LAB*TCHa	25.01	29.04	195.77

**relative CIELAB lab\***

lab*lab	0.447	-0.48	-0.135
lab*tch	0.25	0.5	0.544
lab*nch	0.5	0.5	0.544

**relative Natural Colour (NC)**

lab*lrj	0.447	-0.439	-0.237
lab*tce	0.25	0.5	0.579
lab*nce	0.5	0.5	0.579

**relative Inform. Technology (IT)**

olvi3*	0.0	0.0	0.0	(1.0)
cmyn3*	1.0	1.0	1.0	(0.0)
olvi4*	1.0	1.0	1.0	0.0
cmyn4*	0.0	0.0	0.0	1.0

**standard and adapted CIELAB**

LAB*LAB	0.03	0.0	0.0
LAB*LABa	0.03	0.0	0.0
LAB*TCHa	0.01	0.01	-

**relative CIELAB lab\***

lab*lab	0.0	0.0	0.0
lab*tch	0.0	0.0	-
lab*nch	1.0	0.0	-

**relative Natural Colour (NC)**

lab*lrj	0.0	0.0	0.0
lab*tce	0.0	0.0	-
lab*nce	1.0	0.0	-

Siehe ähnliche Dateien: <http://www.ps.bam.de/QG10/>  
 Technische Information: <http://www.ps.bam.de/Version 2.1, io=0,0?>

BAM-Registrierung: 20060101-QG10/10Q/Q10G03SP.PS/.PDF BAM-Material: Code=rh4ta  
 Anwendung für Beurteilung und Messung von Drucker- oder Monitorssystemen  
 /QG10/ Form: 4/10, Serie: 1/1, Seite: 4  
 Seitenhang 4

QG10-7, 3 stufige Reihen für konstanten CIELAB Buntton 231/360 = 0.641 (links)

3 stufige Reihen für konstanten CIELAB Buntton 196/360 = 0.544 (rechts)

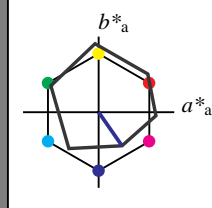
BAM-Prüfvorlage QG10; Farbmeter-Systeme ORS18 & ORS18input: *cmY0\* setcmykcolor*  
 D50: 2 Koordinatendaten; 3 stufige Farbreihen für 10 Bunttöne output: *Startup (S) data dependend*

**Eingabe: Farbmatisches Offset-Reflektiv-System ORS18**

für Buntton  $h^* = lab^*h = 305/360 = 0.847$   
 $lab^*tch$  und  $lab^*nch$

D50: Buntton V  
 LCH\*Ma: 26 54 305  
 olv\*Ma: 0.0 0.0 1.0

Dreiecks-Helligkeit  $t^*$



**ORS18; adaptierte CIELAB-Daten**

	$L^*=L^*_a$	$a^*_a$	$b^*_a$	$C^*_{ab,a}$	$h^*_{ab,a}$
OMa	47.94	65.05	50.54	82.38	38
YMa	91.0	-4.72	90.58	90.7	93
LMa	50.9	-63.18	34.98	72.22	151
CMa	56.99	-39.34	-48.1	62.16	231
VMa	25.72	30.89	-44.4	54.09	305
MMa	49.99	75.76	-4.64	75.9	356
NMa	18.09	0.0	0.0	0.0	0
WMa	95.46	0.0	0.0	0.0	0
RCIE	41.88	61.66	30.69	68.88	26
JCIE	81.97	2.02	67.79	67.82	88
GCIE	51.62	-41.32	9.74	42.46	167
BCIE	29.2	-5.79	-49.61	49.96	263

%Umfang  
 $u^*_{rel} = 94$   
 %Regularität  
 $g^*_{H,rel} = 65$   
 $g^*_{C,rel} = 60$

**relative Inform. Technology (IT)**

olvi3*	1.0	1.0	1.0	(1.0)
cmyn3*	0.0	0.0	0.0	(0.0)
olvi4*	1.0	1.0	1.0	1.0
cmyn4*	0.0	0.0	0.0	0.0

**standard and adapted CIELAB**

LAB*LAB	95.46	-0.39	4.69
LAB*LABa	95.46	0.0	0.0
LAB*TCHa	99.99	0.01	-

**relative CIELAB lab\***

lab*lab	1.0	0.0	0.0
lab*tch	1.0	0.0	-
lab*nch	0.0	0.0	-

**relative Natural Colour (NC)**

lab*lrj	1.0	0.0	0.0
lab*tce	1.0	0.0	-
lab*nce	0.0	0.0	-

**relative Inform. Technology (IT)**

olvi3*	0.5	0.5	0.5	(1.0)
cmyn3*	0.5	0.5	0.5	(0.0)
olvi4*	1.0	1.0	1.0	0.5
cmyn4*	0.0	0.0	0.0	0.5

**standard and adapted CIELAB**

LAB*LAB	56.78	0.13	2.11
LAB*LABa	56.78	0.0	0.0
LAB*TCHa	50.0	0.01	-

**relative CIELAB lab\***

lab*lab	0.5	0.0	0.0
lab*tch	0.5	0.0	-
lab*nch	0.5	0.0	-

**relative Natural Colour (NC)**

lab*lrj	0.5	0.0	0.0
lab*tce	0.5	0.0	-
lab*nce	0.5	0.0	-

**relative Inform. Technology (IT)**

olvi3*	0.0	0.0	0.0	(1.0)
cmyn3*	1.0	1.0	1.0	(0.0)
olvi4*	1.0	1.0	1.0	0.0
cmyn4*	0.0	0.0	0.0	1.0

**standard and adapted CIELAB**

LAB*LAB	18.1	0.67	-0.46
LAB*LABa	18.1	0.0	0.0
LAB*TCHa	18.01	0.01	-

**relative CIELAB lab\***

lab*lab	0.0	0.0	0.0
lab*tch	0.0	0.0	-
lab*nch	1.0	0.0	-

**relative Natural Colour (NC)**

lab*lrj	0.0	0.0	0.0
lab*tce	0.0	0.0	-
lab*nce	1.0	0.0	-

$n^* = 1.0$

**relative Inform. Technology (IT)**

olvi3*	0.5	0.5	1.0	(1.0)
cmyn3*	0.5	0.5	0.0	(0.0)
olvi4*	0.5	0.5	1.0	1.0
cmyn4*	0.5	0.5	0.0	0.0

**standard and adapted CIELAB**

LAB*LAB	60.59	15.52	-19.82
LAB*LABa	60.59	15.44	-22.19
LAB*TCHa	75.0	27.04	304.82

**relative CIELAB lab\***

lab*lab	0.549	0.285	-0.409
lab*tch	0.75	0.5	0.847
lab*nch	0.0	0.5	0.847

**relative Natural Colour (NC)**

lab*lrj	0.549	0.252	-0.431
lab*tce	0.75	0.5	0.834
lab*nce	0.0	0.5	0.834

**relative Inform. Technology (IT)**

olvi3*	0.0	0.0	0.5	(1.0)
cmyn3*	1.0	1.0	0.5	(0.0)
olvi4*	0.5	0.5	1.0	0.5
cmyn4*	0.5	0.5	0.0	0.5

**standard and adapted CIELAB**

LAB*LAB	21.91	16.06	-22.4
LAB*LABa	21.91	15.44	-22.19
LAB*TCHa	25.01	27.04	304.82

**relative CIELAB lab\***

lab*lab	0.049	0.285	-0.409
lab*tch	0.25	0.5	0.847
lab*nch	0.5	0.5	0.847

**relative Natural Colour (NC)**

lab*lrj	0.049	0.252	-0.431
lab*tce	0.25	0.5	0.834
lab*nce	0.5	0.5	0.834

$n^* = 0.50$

relative Buntheit  $c^*$

0,25 0,50 0,75 1,00

$n^* = 0.00$   
 Schwarzhheit  $n^*$

relative Buntheit  $c^*$

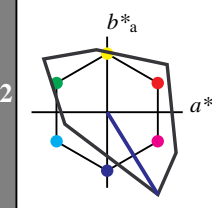
0,25 0,50 0,75 1,00

**Ausgabe: Farbmatisches Fernseh-Licht-System TLS00**

für Buntton  $h^* = lab^*h = 302/360 = 0.838$   
 $lab^*tch$  und  $lab^*nch$

D50: Buntton V  
 LCH\*Ma: 26 128 302  
 olv\*Ma: 0.0 0.0 1.0

Dreiecks-Helligkeit  $t^*$



**relative Inform. Technology (IT)**

olvi3*	1.0	1.0	1.0	(1.0)
cmyn3*	0.0	0.0	0.0	(0.0)
olvi4*	1.0	1.0	1.0	1.0
cmyn4*	0.0	0.0	0.0	0.0

**standard and adapted CIELAB**

LAB*LAB	95.41	0.0	0.0
LAB*LABa	95.41	0.0	0.0
LAB*TCHa	99.99	0.01	-

**relative CIELAB lab\***

lab*lab	1.0	0.0	0.0
lab*tch	1.0	0.0	-
lab*nch	0.0	0.0	-

**relative Natural Colour (NC)**

lab*lrj	1.0	0.0	0.0
lab*tce	1.0	0.0	-
lab*nce	0.0	0.0	-

**relative Inform. Technology (IT)**

olvi3*	0.5	0.5	0.5	(1.0)
cmyn3*	0.5	0.5	0.5	(0.0)
olvi4*	1.0	1.0	1.0	0.5
cmyn4*	0.0	0.0	0.0	0.5

**standard and adapted CIELAB**

LAB*LAB	47.72	0.0	0.0
LAB*LABa	47.72	0.0	0.0
LAB*TCHa	50.0	0.01	-

**relative CIELAB lab\***

lab*lab	0.5	0.0	0.0
lab*tch	0.5	0.0	-
lab*nch	0.5	0.0	-

**relative Natural Colour (NC)**

lab*lrj	0.5	0.0	0.0
lab*tce	0.5	0.0	-
lab*nce	0.5	0.0	-

**relative Inform. Technology (IT)**

olvi3*	0.0	0.0	0.0	(1.0)
cmyn3*	1.0	1.0	1.0	(0.0)
olvi4*	1.0	1.0	1.0	0.0
cmyn4*	0.0	0.0	0.0	1.0

**standard and adapted CIELAB**

LAB*LAB	0.03	0.0	0.0
LAB*LABa	0.03	0.0	0.0
LAB*TCHa	0.01	0.01	-

**relative CIELAB lab\***

lab*lab	0.0	0.0	0.0
lab*tch	0.0	0.0	-
lab*nch	1.0	0.0	-

**relative Natural Colour (NC)**

lab*lrj	0.0	0.0	0.0
lab*tce	0.0	0.0	-
lab*nce	1.0	0.0	-

$n^* = 1.0$

relative Buntheit  $c^*$

0,25 0,50 0,75 1,00

%Umfang  
 $u^*_{rel} = 156$   
 %Regularität  
 $g^*_{H,rel} = 26$   
 $g^*_{C,rel} = 45$

**relative Inform. Technology (IT)**

olvi3*	0.5	0.5	1.0	(1.0)
cmyn3*	0.5	0.5	0.0	(0.0)
olvi4*	0.5	0.5	1.0	1.0
cmyn4*	0.5	0.5	0.0	0.0

**standard and adapted CIELAB**

LAB*LAB	60.51	33.52	-54.42
LAB*LABa	60.51	33.52	-54.42
LAB*TCHa	75.0	63.92	301.63

**relative CIELAB lab\***

lab*lab	0.634	0.262	-0.425
lab*tch	0.75	0.5	0.838
lab*nch	0.0	0.5	0.838

**relative Natural Colour (NC)**

lab*lrj	0.634	0.231	-0.442
lab*tce	0.75	0.5	0.827
lab*nce	0.0	0.5	0.830

**relative Inform. Technology (IT)**

olvi3*	0.0	0.0	0.5	(1.0)
cmyn3*	1.0	1.0	0.5	(0.0)
olvi4*	0.5	0.5	1.0	0.5
cmyn4*	0.5	0.5	0.0	0.5

**standard and adapted CIELAB**

LAB*LAB	12.82	33.52	-54.42
LAB*LABa	12.82	33.52	-54.42
LAB*TCHa	25.01	63.92	301.63

**relative CIELAB lab\***

lab*lab	0.134	0.262	-0.425
lab*tch	0.25	0.5	0.838
lab*nch	0.5	0.5	0.838

**relative Natural Colour (NC)**

lab*lrj	0.134	0.231	-0.442
lab*tce	0.25	0.5	0.827
lab*nce	0.5	0.5	0.830

$n^* = 0.50$

relative Buntheit  $c^*$

0,25 0,50 0,75 1,00

**relative Inform. Technology (IT)**

olvi3*	0.0	0.0	1.0	(1.0)
cmyn3*	1.0	1.0	0.0	(0.0)
olvi4*	0.0	0.0	1.0	1.0
cmyn4*	1.0	1.0	0.0	0.0

**standard and adapted CIELAB**

LAB*LAB	25.61	67.04	-108.8
LAB*LABa	25.61	67.04	-108.8
LAB*TCHa	50.0	127.84	301.63

**relative CIELAB lab\***

lab*lab	0.268	0.524	-0.85
lab*tch	0.5	1.0	0.838
lab*nch	0.0	1.0	0.838

**relative Natural Colour (NC)**

lab*lrj	0.268	0.462	-0.885
lab*tce	0.5	1.0	0.827
lab*nce	0.0	1.0	0.830

$n^* = 0.00$

relative Buntheit  $c^*$

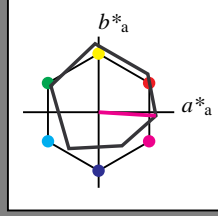
0,25 0,50 0,75 1,00

**Eingabe: Farbmatisches Offset-Reflektiv-System ORS18**

für Buntton  $h^* = lab^*h = 356/360 = 0.99$   
 $lab^*tch$  und  $lab^*nch$

D50: Buntton M  
 LCH\*Ma: 50 76 356  
 olv\*Ma: 1.0 0.0 1.0

Dreiecks-Helligkeit  $t^*$



**ORS18; adaptierte CIELAB-Daten**

	$L^*$	$a^*$	$b^*$	$C^*_{ab,a}$	$h^*_{ab,a}$
OMa	47.94	65.05	50.54	82.38	38
YMa	91.0	-4.72	90.58	90.7	93
LMa	50.9	-63.18	34.98	72.22	151
CMa	56.99	-39.34	-48.1	62.16	231
VMa	25.72	30.89	-44.4	54.09	305
MMa	49.99	75.76	-4.64	75.9	356
NMa	18.09	0.0	0.0	0.0	0
WMa	95.46	0.0	0.0	0.0	0
RCIE	41.88	61.66	30.69	68.88	26
JCIE	81.97	2.02	67.79	67.82	88
GCIE	51.62	-41.32	9.74	42.46	167
BCIE	29.2	-5.79	-49.61	49.96	263

%Umfang  
 $u^*_{rel} = 94$   
 %Regularität  
 $g^*_{H,rel} = 65$   
 $g^*_{C,rel} = 60$

**relative Inform. Technology (IT)**

olvi3*	1.0	1.0	1.0	(1.0)
cmyn3*	0.0	0.0	0.0	(0.0)
olvi4*	1.0	1.0	1.0	1.0
cmyn4*	0.0	0.0	0.0	0.0

**standard and adapted CIELAB**

LAB*LAB	95.46	-0.39	4.69
LAB*LABa	95.46	0.0	0.0
LAB*TCHa	99.99	0.01	-

**relative CIELAB lab\***

lab*lab	1.0	0.0	0.0
lab*tch	1.0	0.0	-
lab*nch	0.0	0.0	-

**relative Natural Colour (NC)**

lab*lrj	1.0	0.0	0.0
lab*tce	1.0	0.0	-
lab*nce	0.0	0.0	-

**relative Inform. Technology (IT)**

olvi3*	0.5	0.5	0.5	(1.0)
cmyn3*	0.5	0.5	0.5	(0.0)
olvi4*	1.0	1.0	1.0	0.5
cmyn4*	0.0	0.0	0.0	0.5

**standard and adapted CIELAB**

LAB*LAB	56.78	0.13	2.11
LAB*LABa	56.78	0.0	0.0
LAB*TCHa	50.0	0.01	-

**relative CIELAB lab\***

lab*lab	0.5	0.0	0.0
lab*tch	0.5	0.0	-
lab*nch	0.5	0.0	-

**relative Natural Colour (NC)**

lab*lrj	0.5	0.0	0.0
lab*tce	0.5	0.0	-
lab*nce	0.5	0.0	-

**relative Inform. Technology (IT)**

olvi3*	0.0	0.0	0.0	(1.0)
cmyn3*	1.0	1.0	1.0	(0.0)
olvi4*	1.0	1.0	1.0	0.0
cmyn4*	0.0	0.0	0.0	1.0

**standard and adapted CIELAB**

LAB*LAB	18.1	0.67	-0.46
LAB*LABa	18.1	0.0	0.0
LAB*TCHa	0.01	0.01	-

**relative CIELAB lab\***

lab*lab	0.0	0.0	0.0
lab*tch	0.0	0.0	-
lab*nch	1.0	0.0	-

**relative Natural Colour (NC)**

lab*lrj	0.0	0.0	0.0
lab*tce	0.0	0.0	-
lab*nce	1.0	0.0	-

$n^* = 1.0$

**relative Inform. Technology (IT)**

olvi3*	1.0	0.5	1.0	(1.0)
cmyn3*	0.0	0.5	0.0	(0.0)
olvi4*	1.0	0.5	1.0	1.0
cmyn4*	0.0	0.5	0.0	0.0

**standard and adapted CIELAB**

LAB*LAB	72.72	37.79	0.86
LAB*LABa	72.72	37.87	-2.31
LAB*TCHa	75.0	37.94	356.49

**relative CIELAB lab\***

lab*lab	0.706	0.499	-0.03
lab*tch	0.75	0.5	0.99
lab*nch	0.0	0.5	0.99

**relative Natural Colour (NC)**

lab*lrj	0.706	0.464	-0.186
lab*tce	0.75	0.5	0.939
lab*nce	0.0	0.5	0.75r

**relative Inform. Technology (IT)**

olvi3*	0.5	0.0	0.5	(1.0)
cmyn3*	0.5	1.0	0.5	(0.0)
olvi4*	1.0	0.5	1.0	0.5
cmyn4*	0.0	0.5	0.0	0.5

**standard and adapted CIELAB**

LAB*LAB	34.04	38.32	-1.71
LAB*LABa	34.04	37.87	-2.31
LAB*TCHa	25.01	37.94	356.49

**relative CIELAB lab\***

lab*lab	0.206	0.499	-0.03
lab*tch	0.25	0.5	0.99
lab*nch	0.5	0.5	0.99

**relative Natural Colour (NC)**

lab*lrj	0.206	0.464	-0.186
lab*tce	0.25	0.5	0.939
lab*nce	0.5	0.5	0.75r

$n^* = 0.50$

**relative Inform. Technology (IT)**

olvi3*	1.0	0.0	1.0	(1.0)
cmyn3*	0.0	1.0	0.0	(0.0)
olvi4*	1.0	0.0	1.0	1.0
cmyn4*	0.0	1.0	0.0	0.0

**standard and adapted CIELAB**

LAB*LAB	49.99	75.97	-2.97
LAB*LABa	49.99	75.75	-4.64
LAB*TCHa	50.0	75.89	356.49

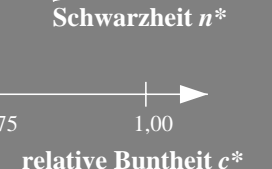
**relative CIELAB lab\***

lab*lab	0.412	0.998	-0.06
lab*tch	0.5	1.0	0.99
lab*nch	0.0	1.0	0.99

**relative Natural Colour (NC)**

lab*lrj	0.412	0.928	-0.372
lab*tce	0.5	1.0	0.939
lab*nce	0.0	1.0	0.75r

$n^* = 0.00$

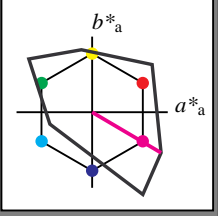


**Ausgabe: Farbmatisches Fernseh-Licht-System TLS00**

für Buntton  $h^* = lab^*h = 330/360 = 0.915$   
 $lab^*tch$  und  $lab^*nch$

D50: Buntton M  
 LCH\*Ma: 59 106 330  
 olv\*Ma: 1.0 0.0 1.0

Dreiecks-Helligkeit  $t^*$



**TLS00; adaptierte CIELAB-Daten**

	$L^*$	$a^*$	$b^*$	$C^*_{ab,a}$	$h^*_{ab,a}$
OMa	54.19	79.36	63.0	101.33	38
YMa	93.44	-14.18	82.59	83.8	100
LMa	82.82	-83.73	70.41	109.41	140
CMa	85.22	-55.9	-15.78	58.1	196
VMa	25.61	67.05	-108.87	127.87	302
MMa	58.76	91.18	-53.69	105.82	330
NMa	0.01	0.0	0.0	0.0	0
WMa	95.41	0.0	0.0	0.0	0
RCIE	41.88	62.0	31.82	69.69	27
JCIE	81.97	1.81	71.59	71.61	89
GCIE	51.62	-41.11	11.52	42.7	164
BCIE	29.2	-5.27	-49.33	49.62	264

%Umfang  
 $u^*_{rel} = 156$   
 %Regularität  
 $g^*_{H,rel} = 26$   
 $g^*_{C,rel} = 45$

**relative Inform. Technology (IT)**

olvi3*	1.0	1.0	1.0	(1.0)
cmyn3*	0.0	0.0	0.0	(0.0)
olvi4*	1.0	1.0	1.0	1.0
cmyn4*	0.0	0.0	0.0	0.0

**standard and adapted CIELAB**

LAB*LAB	95.41	0.0	0.0
LAB*LABa	95.41	0.0	0.0
LAB*TCHa	99.99	0.01	-

**relative CIELAB lab\***

lab*lab	1.0	0.0	0.0
lab*tch	1.0	0.0	-
lab*nch	0.0	0.0	-

**relative Natural Colour (NC)**

lab*lrj	1.0	0.0	0.0
lab*tce	1.0	0.0	-
lab*nce	0.0	0.0	-

**relative Inform. Technology (IT)**

olvi3*	0.5	0.5	0.5	(1.0)
cmyn3*	0.5	0.5	0.5	(0.0)
olvi4*	1.0	1.0	1.0	0.5
cmyn4*	0.0	0.0	0.0	0.5

**standard and adapted CIELAB**

LAB*LAB	47.72	0.0	0.0
LAB*LABa	47.72	0.0	0.0
LAB*TCHa	50.0	0.01	-

**relative CIELAB lab\***

lab*lab	0.5	0.0	0.0
lab*tch	0.5	0.0	-
lab*nch	0.5	0.0	-

**relative Natural Colour (NC)**

lab*lrj	0.5	0.0	0.0
lab*tce	0.5	0.0	-
lab*nce	0.5	0.0	-

**relative Inform. Technology (IT)**

olvi3*	0.0	0.0	0.0	(1.0)
cmyn3*	1.0	1.0	1.0	(0.0)
olvi4*	1.0	1.0	1.0	0.0
cmyn4*	0.0	0.0	0.0	1.0

**standard and adapted CIELAB**

LAB*LAB	0.03	0.0	0.0
LAB*LABa	0.03	0.0	0.0
LAB*TCHa	0.01	0.01	-

**relative CIELAB lab\***

lab*lab	0.0	0.0	0.0
lab*tch	0.0	0.0	-
lab*nch	1.0	0.0	-

**relative Natural Colour (NC)**

lab*lrj	0.0	0.0	0.0
lab*tce	0.0	0.0	-
lab*nce	1.0	0.0	-

$n^* = 1.0$

**relative Inform. Technology (IT)**

olvi3*	1.0	0.5	1.0	(1.0)
cmyn3*	0.0	0.5	0.0	(0.0)
olvi4*	1.0	0.5	1.0	1.0
cmyn4*	0.0	0.5	0.0	0.0

**standard and adapted CIELAB**

LAB*LAB	77.08	45.58	-26.83
LAB*LABa	77.08	45.58	-26.83
LAB*TCHa	75.0	52.9	329.5

**relative CIELAB lab\***

lab*lab	0.808	0.431	-0.253
lab*tch	0.75	0.5	0.915
lab*nch	0.0	0.5	0.915

**relative Natural Colour (NC)**

lab*lrj	0.808	0.371	-0.334
lab*tce	0.75	0.5	0.883
lab*nce	0.0	0.5	0.53r

**relative Inform. Technology (IT)**

olvi3*	0.5	0.0	0.5	(1.0)
cmyn3*	0.5	1.0	0.5	(0.0)
olvi4*	1.0	0.5	1.0	0.5
cmyn4*	0.0	0.5	0.0	0.5

**standard and adapted CIELAB**

LAB*LAB	29.39	45.58	-26.83
LAB*LABa	29.39	45.58	-26.83
LAB*TCHa	25.01	52.9	329.5


**relative CIELAB lab\***

lab*lab	0.308	0.431	-0.253
lab*tch	0.25	0.5	0.915
lab*nch	0.5	0.5	0.915

**relative Natural Colour (NC)**

lab*lrj	0.308	0.371	-0.334
lab*tce	0.25	0.5	0.883
lab*nce	0.5	0.5	0.53r

$n^* = 0.00$



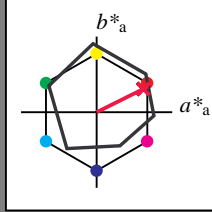


Eingabe: Farbmetrisches Offset-Refektiv-System ORS18

für Buntton  $h^* = lab^*h = 26/360 = 0.074$   
 $lab^*tch$  und  $lab^*nch$

D50: Buntton R  
 LCH\*Ma: 49 76 26  
 olv\*Ma: 1.0 0.0 0.3

Dreiecks-Helligkeit  $t^*$



**ORS18; adaptierte CIELAB-Daten**

	$L^*=L^*_a$	$a^*_a$	$b^*_a$	$C^*_{ab,a}$	$h^*_{ab,a}$
OMa	47.94	65.05	50.54	82.38	38
YMa	91.0	-4.72	90.58	90.7	93
LMa	50.9	-63.18	34.98	72.22	151
CMa	56.99	-39.34	-48.1	62.16	231
VMa	25.72	30.89	-44.4	54.09	305
MMa	49.99	75.76	-4.64	75.9	356
NMa	18.09	0.0	0.0	0.0	0
WMa	95.46	0.0	0.0	0.0	0
RCIE	41.88	61.66	30.69	68.88	26
JCIE	81.97	2.02	67.79	67.82	88
GCIE	51.62	-41.32	9.74	42.46	167
BCIE	29.2	-5.79	-49.61	49.96	263

%Umfang

$u^*_{rel} = 94$

%Regularität

$g^*_{H,rel} = 65$

$g^*_{C,rel} = 60$

**relative Inform. Technology (IT)**

olvi3*	1.0	1.0	1.0	(1.0)
cmyn3*	0.0	0.0	0.0	(0.0)
olvi4*	1.0	1.0	1.0	1.0
cmyn4*	0.0	0.0	0.0	0.0

**standard and adapted CIELAB**

LAB*LAB	95.46	-0.39	4.69
LAB*LABa	95.46	0.0	0.0
LAB*TCHa	99.99	0.01	-

**relative CIELAB lab\***

lab*lab	1.0	0.0	0.0
lab*tch	1.0	0.0	-
lab*nch	0.0	0.0	-

**relative Natural Colour (NC)**

lab*lrj	1.0	0.0	0.0
lab*tce	1.0	0.0	-
lab*nce	0.0	0.0	-

**relative Inform. Technology (IT)**

olvi3*	0.5	0.5	0.5	(1.0)
cmyn3*	0.0	0.5	0.5	(0.0)
olvi4*	1.0	1.0	1.0	0.5
cmyn4*	0.0	0.0	0.0	0.5

**standard and adapted CIELAB**

LAB*LAB	56.78	0.13	2.11
LAB*LABa	56.78	0.0	0.0
LAB*TCHa	50.0	0.01	-

**relative CIELAB lab\***

lab*lab	0.5	0.0	0.0
lab*tch	0.5	0.0	-
lab*nch	0.5	0.0	-

**relative Natural Colour (NC)**

lab*lrj	0.5	0.0	0.0
lab*tce	0.5	0.0	-
lab*nce	0.5	0.0	-

**relative Inform. Technology (IT)**

olvi3*	0.0	0.0	0.0	(1.0)
cmyn3*	1.0	1.0	1.0	(0.0)
olvi4*	1.0	1.0	1.0	0.0
cmyn4*	0.0	0.0	0.0	1.0

**standard and adapted CIELAB**

LAB*LAB	18.1	0.67	-0.46
LAB*LABa	18.1	0.0	0.0
LAB*TCHa	0.01	0.01	-

**relative CIELAB lab\***

lab*lab	0.0	0.0	0.0
lab*tch	0.0	0.0	-
lab*nch	1.0	0.0	-

**relative Natural Colour (NC)**

lab*lrj	0.0	0.0	0.0
lab*tce	0.0	0.0	-
lab*nce	1.0	0.0	-

$n^* = 1.0$

**relative Inform. Technology (IT)**

olvi3*	1.0	0.5	0.65	(1.0)
cmyn3*	0.0	0.5	0.35	(0.0)
olvi4*	1.0	0.5	0.65	1.0
cmyn4*	0.0	0.5	0.35	0.0

**standard and adapted CIELAB**

LAB*LAB	72.0	34.05	20.12
LAB*LABa	72.0	34.13	16.99
LAB*TCHa	75.0	38.12	26.46

**relative CIELAB lab\***

lab*lab	0.697	0.448	0.223
lab*tch	0.75	0.5	0.074
lab*nch	0.0	0.5	0.074

**relative Natural Colour (NC)**

lab*lrj	0.697	0.5	0.0
lab*tce	0.75	0.5	1.0
lab*nce	0.0	0.5	0.99r

**relative Inform. Technology (IT)**

olvi3*	0.5	0.0	0.15	(1.0)
cmyn3*	0.5	1.0	0.85	(0.0)
olvi4*	1.0	0.5	0.65	0.5
cmyn4*	0.0	0.5	0.35	0.5

**standard and adapted CIELAB**

LAB*LAB	33.33	34.58	17.55
LAB*LABa	33.33	34.13	16.99
LAB*TCHa	25.01	38.12	26.47

**relative CIELAB lab\***

lab*lab	0.197	0.447	0.223
lab*tch	0.25	0.5	0.074
lab*nch	0.5	0.5	0.074

**relative Natural Colour (NC)**

lab*lrj	0.197	0.5	0.0
lab*tce	0.25	0.5	0.0
lab*nce	0.5	0.5	0.0rj

$n^* = 0.50$

relative Buntheit  $c^*$

0,25 0,50 0,75 1,00

**relative Inform. Technology (IT)**

olvi3*	1.0	0.0	0.3	(1.0)
cmyn3*	0.0	1.0	0.7	(0.0)
olvi4*	1.0	0.0	0.3	1.0
cmyn4*	0.0	1.0	0.7	0.0

**standard and adapted CIELAB**

LAB*LAB	48.56	68.5	35.55
LAB*LABa	48.56	68.25	33.98
LAB*TCHa	50.0	76.24	26.47

**relative CIELAB lab\***

lab*lab	0.394	0.895	0.446
lab*tch	0.5	1.0	0.074
lab*nch	0.0	1.0	0.074

**relative Natural Colour (NC)**

lab*lrj	0.394	1.0	0.0
lab*tce	0.5	1.0	0.0
lab*nce	0.0	1.0	0.0rj

$n^* = 0.00$

Schwarzheit  $n^*$

relative Buntheit  $c^*$

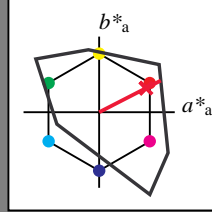
0,25 0,50 0,75 1,00

Ausgabe: Farbmetrisches Fernseh-Licht-System TLS00

für Buntton  $h^* = lab^*h = 27/360 = 0.075$   
 $lab^*tch$  und  $lab^*nch$

D50: Buntton R  
 LCH\*Ma: 55 92 27  
 olv\*Ma: 1.0 0.0 0.18

Dreiecks-Helligkeit  $t^*$



%Umfang

$u^*_{rel} = 156$

%Regularität

$g^*_{H,rel} = 26$

$g^*_{C,rel} = 45$

**relative Inform. Technology (IT)**

olvi3*	1.0	1.0	1.0	(1.0)
cmyn3*	0.0	0.0	0.0	(0.0)
olvi4*	1.0	1.0	1.0	1.0
cmyn4*	0.0	0.0	0.0	0.0

**standard and adapted CIELAB**

LAB*LAB	95.41	0.0	0.0
LAB*LABa	95.41	0.0	0.0
LAB*TCHa	99.99	0.01	-

**relative CIELAB lab\***

lab*lab	1.0	0.0	0.0
lab*tch	1.0	0.0	-
lab*nch	0.0	0.0	-

**relative Natural Colour (NC)**

lab*lrj	1.0	0.0	0.0
lab*tce	1.0	0.0	-
lab*nce	0.0	0.0	-

**relative Inform. Technology (IT)**

olvi3*	0.5	0.5	0.5	(1.0)
cmyn3*	0.5	0.5	0.5	(0.0)
olvi4*	1.0	1.0	1.0	0.5
cmyn4*	0.0	0.0	0.0	0.5

**standard and adapted CIELAB**

LAB*LAB	47.72	0.0	0.0
LAB*LABa	47.72	0.0	0.0
LAB*TCHa	50.0	0.01	-

**relative CIELAB lab\***

lab*lab	0.5	0.0	0.0
lab*tch	0.5	0.0	-
lab*nch	0.5	0.0	-

**relative Natural Colour (NC)**

lab*lrj	0.5	0.0	0.0
lab*tce	0.5	0.0	-
lab*nce	0.5	0.0	-

**relative Inform. Technology (IT)**

olvi3*	0.0	0.0	0.0	(1.0)
cmyn3*	1.0	1.0	1.0	(0.0)
olvi4*	1.0	1.0	1.0	0.0
cmyn4*	0.0	0.0	0.0	1.0

**standard and adapted CIELAB**

LAB*LAB	0.03	0.0	0.0
LAB*LABa	0.03	0.0	0.0
LAB*TCHa	0.01	0.01	-

**relative CIELAB lab\***

lab*lab	0.0	0.0	0.0
lab*tch	0.0	0.0	-
lab*nch	1.0	0.0	-

**relative Natural Colour (NC)**

lab*lrj	0.0	0.0	0.0
lab*tce	0.0	0.0	-
lab*nce	1.0	0.0	-

$n^* = 1.0$

**TLS00; adaptierte CIELAB-Daten**

	$L^*=L^*_a$	$a^*_a$	$b^*_a$	$C^*_{ab,a}$	$h^*_{ab,a}$
OMa	54.19	79.36	63.0	101.33	38
YMa	93.44	-14.18	82.59	83.8	100
LMa	82.82	-83.73	70.41	109.41	140
CMa	85.22	-55.9	-15.78	58.1	196
VMa	25.61	67.05	-108.87	127.87	302
MMa	58.76	91.18	-53.69	105.82	330
NMa	0.01	0.0	0.0	0.0	0
WMa	95.41	0.0	0.0	0.0	0
RCIE	41.88	62.0	31.82	69.69	27
JCIE	81.97	1.81	71.59	71.61	89
GCIE	51.62	-41.11	11.52	42.7	164
BCIE	29.2	-5.27	-49.33	49.62	264

**relative Inform. Technology (IT)**

olvi3*	1.0	0.5	0.591	(1.0)
cmyn3*	0.0	0.5	0.409	(0.0)
olvi4*	1.0	0.5	0.591	1.0
cmyn4*	0.0	0.5	0.409	0.0

**standard and adapted CIELAB**

LAB*LAB	75.21	40.74	20.91
LAB*LABa	75.21	40.74	20.91
LAB*TCHa	75.0	45.8	27.17

**relative CIELAB lab\***

lab*lab	0.788	0.445	0.228
lab*tch	0.75	0.5	0.075
lab*nch	0.0	0.5	0.075

**relative Natural Colour (NC)**

lab*lrj	0.788	0.5	0.0
lab*tce	0.75	0.5	1.0
lab*nce	0.0	0.5	0.99r

**relative Inform. Technology (IT)**

olvi3*	0.5	0.0	0.091	(1.0)
cmyn3*	0.5	1.0	0.909	(0.0)
olvi4*	1.0	0.5	0.591	0.5
cmyn4*	0.0	0.5	0.409	0.5

**standard and adapted CIELAB**

LAB*LAB	27.52	40.74	20.92
LAB*LABa	27.52	40.74	20.92
LAB*TCHa	25.01	45.8	27.18

**relative CIELAB lab\***

lab*lab	0.288	0.445	0.228
lab*tch	0.25	0.5	0.075
lab*nch	0.5	0.5	0.075

**relative Natural Colour (NC)**

lab*lrj	0.288	0.5	0.0
lab*tce	0.25	0.5	0.0
lab*nce	0.5	0.5	0.0rj

$n^* = 0.50$

relative Buntheit  $c^*$

0,25 0,50 0,75 1,00

Schwarzheit  $n^*$

relative Buntheit  $c^*$

0,25 0,50 0,75 1,00

Eingabe: Farbmetrisches Offset-Reflektiv-System ORS18

für Buntton  $h^* = lab^*h = 88/360 = 0.245$

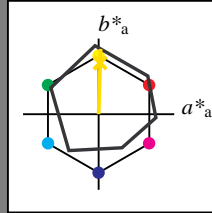
$lab^*tch$  und  $lab^*nch$

D50: Buntton J

LCH\*Ma: 86 86 88

olv\*Ma: 1.0 0.9 0.0

Dreiecks-Helligkeit  $t^*$



ORS18; adaptierte CIELAB-Daten

Table with 6 columns: L\*, a\*, b\*, C\*ab,a, h\*ab,a. Rows include OMa, YMa, LMa, CMa, VMa, MMa, NMa, WMa, RCIE, JCIE, GCIE, BCIE.

%Umfang

$u^*_{rel} = 94$

%Regularität

$g^*_{H,rel} = 65$

$g^*_{C,rel} = 60$

relative Inform. Technology (IT) table with columns olvi3\*, cmyn3\*, olvi4\*, cmyn4\* and values 1.0, 0.0, 1.0, 0.0.

standard and adapted CIELAB table with columns LAB\*LAB, LAB\*LABa, LAB\*TCHa and values 95.46, 0.0, 99.99.

relative CIELAB lab\* table with columns lab\*lab, lab\*tch, lab\*nch and values 1.0, 0.0, 0.0.

relative Natural Colour (NC) table with columns lab\*lrj, lab\*tce, lab\*nce and values 1.0, 0.0, 0.0.

relative Inform. Technology (IT) table with columns olvi3\*, cmyn3\*, olvi4\*, cmyn4\* and values 0.5, 0.5, 1.0, 0.5.

standard and adapted CIELAB table with columns LAB\*LAB, LAB\*LABa, LAB\*TCHa and values 56.78, 0.0, 50.0.

relative CIELAB lab\* table with columns lab\*lab, lab\*tch, lab\*nch and values 0.5, 0.0, 0.0.

relative Natural Colour (NC) table with columns lab\*lrj, lab\*tce, lab\*nce and values 0.5, 0.0, 0.5.

relative Inform. Technology (IT) table with columns olvi3\*, cmyn3\*, olvi4\*, cmyn4\* and values 1.0, 0.0, 1.0, 0.0.

standard and adapted CIELAB table with columns LAB\*LAB, LAB\*LABa, LAB\*TCHa and values 18.1, 0.0, 0.0.

relative CIELAB lab\* table with columns lab\*lab, lab\*tch, lab\*nch and values 0.0, 0.0, 0.0.

relative Natural Colour (NC) table with columns lab\*lrj, lab\*tce, lab\*nce and values 0.0, 0.0, 0.0.

$n^* = 1.0$

Ausgabe: Farbmetrisches Fernseh-Licht-System TLS00

für Buntton  $h^* = lab^*h = 89/360 = 0.246$

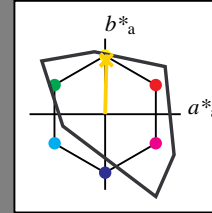
$lab^*tch$  und  $lab^*nch$

D50: Buntton J

LCH\*Ma: 87 79 89

olv\*Ma: 1.0 0.83 0.0

Dreiecks-Helligkeit  $t^*$



%Umfang

$u^*_{rel} = 156$

%Regularität

$g^*_{H,rel} = 26$

$g^*_{C,rel} = 45$

relative Inform. Technology (IT) table with columns olvi3\*, cmyn3\*, olvi4\*, cmyn4\* and values 1.0, 0.0, 1.0, 0.0.

standard and adapted CIELAB table with columns LAB\*LAB, LAB\*LABa, LAB\*TCHa and values 95.41, 0.0, 99.99.

relative CIELAB lab\* table with columns lab\*lab, lab\*tch, lab\*nch and values 1.0, 0.0, 0.0.

relative Natural Colour (NC) table with columns lab\*lrj, lab\*tce, lab\*nce and values 1.0, 0.0, 0.0.

relative Inform. Technology (IT) table with columns olvi3\*, cmyn3\*, olvi4\*, cmyn4\* and values 0.5, 0.5, 1.0, 0.5.

standard and adapted CIELAB table with columns LAB\*LAB, LAB\*LABa, LAB\*TCHa and values 47.72, 0.0, 50.0.

relative CIELAB lab\* table with columns lab\*lab, lab\*tch, lab\*nch and values 0.5, 0.0, 0.0.

relative Natural Colour (NC) table with columns lab\*lrj, lab\*tce, lab\*nce and values 0.5, 0.0, 0.5.

relative Inform. Technology (IT) table with columns olvi3\*, cmyn3\*, olvi4\*, cmyn4\* and values 0.0, 0.0, 1.0, 0.0.

standard and adapted CIELAB table with columns LAB\*LAB, LAB\*LABa, LAB\*TCHa and values 0.03, 0.0, 0.01.

relative CIELAB lab\* table with columns lab\*lab, lab\*tch, lab\*nch and values 0.0, 0.0, 1.0.

relative Natural Colour (NC) table with columns lab\*lrj, lab\*tce, lab\*nce and values 0.0, 0.0, 1.0.

$n^* = 1.0$

TLS00; adaptierte CIELAB-Daten

Table with 6 columns: L\*, a\*, b\*, C\*ab,a, h\*ab,a. Rows include OMa, YMa, LMa, CMa, VMa, MMa, NMa, WMa, RCIE, JCIE, GCIE, BCIE.

relative Inform. Technology (IT) table with columns olvi3\*, cmyn3\*, olvi4\*, cmyn4\* and values 1.0, 0.0, 1.0, 0.0.

standard and adapted CIELAB table with columns LAB\*LAB, LAB\*LABa, LAB\*TCHa and values 91.02, 0.99, 75.0.

relative CIELAB lab\* table with columns lab\*lab, lab\*tch, lab\*nch and values 0.954, 0.013, 0.5.

relative Natural Colour (NC) table with columns lab\*lrj, lab\*tce, lab\*nce and values 0.954, 0.0, 0.5.

relative Inform. Technology (IT) table with columns olvi3\*, cmyn3\*, olvi4\*, cmyn4\* and values 0.5, 0.5, 1.0, 0.5.

standard and adapted CIELAB table with columns LAB\*LAB, LAB\*LABa, LAB\*TCHa and values 43.33, 1.0, 25.01.

relative CIELAB lab\* table with columns lab\*lab, lab\*tch, lab\*nch and values 0.454, 0.013, 0.5.

relative Natural Colour (NC) table with columns lab\*lrj, lab\*tce, lab\*nce and values 0.454, 0.0, 0.5.

relative Inform. Technology (IT) table with columns olvi3\*, cmyn3\*, olvi4\*, cmyn4\* and values 1.0, 0.0, 1.0, 0.0.

standard and adapted CIELAB table with columns LAB\*LAB, LAB\*LABa, LAB\*TCHa and values 86.64, 2.0, 50.0.

relative CIELAB lab\* table with columns lab\*lab, lab\*tch, lab\*nch and values 0.908, 0.025, 1.0.

relative Natural Colour (NC) table with columns lab\*lrj, lab\*tce, lab\*nce and values 0.908, 0.0, 1.0.

$n^* = 0.00$

Schwarzheit  $n^*$

$n^* = 0.00$

relative Buntheit  $c^*$

$n^* = 0.50$

relative Buntheit  $c^*$

$n^* = 1.0$

Schwarzheit  $n^*$

$n^* = 0.00$

relative Buntheit  $c^*$

$n^* = 0.50$

relative Buntheit  $c^*$

$n^* = 1.0$

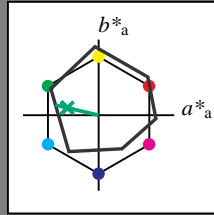


Eingabe: Farbmetrisches Offset-Reflektiv-System ORS18

für Buntton  $h^* = lab^*h = 167/360 = 0.463$   
 $lab^*tch$  und  $lab^*nch$

D50: Buntton G  
 LCH\*Ma: 52 59 167  
 olv\*Ma: 0.0 1.0 0.26

Dreiecks-Helligkeit  $t^*$



**ORS18; adaptierte CIELAB-Daten**

	$L^*=L^*_a$	$a^*_a$	$b^*_a$	$C^*_{ab,a}$	$h^*_{ab,a}$
OMa	47.94	65.05	50.54	82.38	38
YMa	91.0	-4.72	90.58	90.7	93
LMa	50.9	-63.18	34.98	72.22	151
CMa	56.99	-39.34	-48.1	62.16	231
VMa	25.72	30.89	-44.4	54.09	305
MMa	49.99	75.76	-4.64	75.9	356
NMa	18.09	0.0	0.0	0.0	0
WMa	95.46	0.0	0.0	0.0	0
RCIE	41.88	61.66	30.69	68.88	26
JCIE	81.97	2.02	67.79	67.82	88
GCIE	51.62	-41.32	9.74	42.46	167
BCIE	29.2	-5.79	-49.61	49.96	263

%Umfang

$u^*_{rel} = 94$

%Regularität

$g^*_{H,rel} = 65$

$g^*_{C,rel} = 60$

**relative Inform. Technology (IT)**

olvi3*	1.0	1.0	1.0	(1.0)
cmyn3*	0.0	0.0	0.0	(0.0)
olvi4*	1.0	1.0	1.0	1.0
cmyn4*	0.0	0.0	0.0	0.0

**standard and adapted CIELAB**  
 LAB\*LAB 95.46 -0.39 4.69  
 LAB\*LABa 95.46 0.0 0.0  
 LAB\*TCHa 99.99 0.01 -

**relative CIELAB lab\***

lab*lab	1.0	0.0	0.0
lab*tch	1.0	0.0	-
lab*nch	0.0	0.0	-

**relative Natural Colour (NC)**

lab*lrj	1.0	0.0	0.0
lab*tce	1.0	0.0	-
lab*nce	0.0	0.0	-

**relative Inform. Technology (IT)**

olvi3*	0.5	1.0	0.63	(1.0)
cmyn3*	0.5	0.0	0.37	(0.0)
olvi4*	0.5	1.0	0.63	1.0
cmyn4*	0.5	0.0	0.37	0.0

**standard and adapted CIELAB**

LAB\*LAB 73.97 -28.59 9.98  
 LAB\*LABa 73.97 -28.49 6.72  
 LAB\*TCHa 75.0 29.28 166.74

**relative CIELAB lab\***

lab*lab	0.722	-0.486	0.115
lab*tch	0.75	0.5	0.463
lab*nch	0.0	0.5	0.463

**relative Natural Colour (NC)**

lab*lrj	0.722	-0.499	0.0
lab*tce	0.75	0.5	0.5
lab*nce	0.0	0.5	g00b

**relative Inform. Technology (IT)**

olvi3*	0.0	0.5	0.13	(1.0)
cmyn3*	1.0	0.5	0.87	(0.0)
olvi4*	0.5	1.0	0.63	0.5
cmyn4*	0.5	0.0	0.37	0.5

**standard and adapted CIELAB**

LAB\*LAB 35.29 -28.06 7.41  
 LAB\*LABa 35.29 -28.49 6.73  
 LAB\*TCHa 25.01 29.28 166.72

**relative CIELAB lab\***

lab*lab	0.222	-0.486	0.115
lab*tch	0.25	0.5	0.463
lab*nch	0.5	0.5	0.463

**relative Natural Colour (NC)**

lab*lrj	0.222	-0.499	0.0
lab*tce	0.25	0.5	0.5
lab*nce	0.5	0.5	199g

$n^* = 0.50$

**relative Inform. Technology (IT)**

olvi3*	0.0	1.0	0.259	(1.0)
cmyn3*	1.0	0.0	0.741	(0.0)
olvi4*	0.0	1.0	0.259	1.0
cmyn4*	1.0	0.0	0.741	0.0

**standard and adapted CIELAB**

LAB\*LAB 52.48 -56.79 15.28  
 LAB\*LABa 52.48 -56.99 13.44  
 LAB\*TCHa 50.0 58.56 166.73

**relative CIELAB lab\***

lab*lab	0.444	-0.972	0.229
lab*tch	0.5	1.0	0.463
lab*nch	0.0	1.0	0.463

**relative Natural Colour (NC)**

lab*lrj	0.444	-0.999	0.0
lab*tce	0.5	1.0	0.5
lab*nce	0.0	1.0	199g

$n^* = 0.00$

Schwarzheit  $n^*$

relative Buntheit  $c^*$

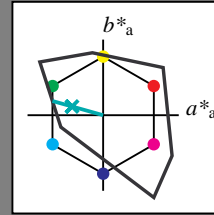
relative Buntheit  $c^*$

Ausgabe: Farbmetrisches Fernseh-Licht-System TLS00

für Buntton  $h^* = lab^*h = 164/360 = 0.457$   
 $lab^*tch$  und  $lab^*nch$

D50: Buntton G  
 LCH\*Ma: 84 70 164  
 olv\*Ma: 0.0 1.0 0.6

Dreiecks-Helligkeit  $t^*$



**TLS00; adaptierte CIELAB-Daten**

	$L^*=L^*_a$	$a^*_a$	$b^*_a$	$C^*_{ab,a}$	$h^*_{ab,a}$
OMa	54.19	79.36	63.0	101.33	38
YMa	93.44	-14.18	82.59	83.8	100
LMa	82.82	-83.73	70.41	109.41	140
CMa	85.22	-55.9	-15.78	58.1	196
VMa	25.61	67.05	-108.87	127.87	302
MMa	58.76	91.18	-53.69	105.82	330
NMa	0.01	0.0	0.0	0.0	0
WMa	95.41	0.0	0.0	0.0	0
RCIE	41.88	62.0	31.82	69.69	27
JCIE	81.97	1.81	71.59	71.61	89
GCIE	51.62	-41.11	11.52	42.7	164
BCIE	29.2	-5.27	-49.33	49.62	264

%Umfang

$u^*_{rel} = 156$

%Regularität

$g^*_{H,rel} = 26$

$g^*_{C,rel} = 45$

**relative Inform. Technology (IT)**

olvi3*	1.0	1.0	1.0	(1.0)
cmyn3*	0.0	0.0	0.0	(0.0)
olvi4*	1.0	1.0	1.0	1.0
cmyn4*	0.0	0.0	0.0	0.0

**standard and adapted CIELAB**

LAB\*LAB 95.41 0.0 0.0  
 LAB\*LABa 95.41 0.0 0.0  
 LAB\*TCHa 99.99 0.01 -

**relative CIELAB lab\***

lab*lab	1.0	0.0	0.0
lab*tch	1.0	0.0	-
lab*nch	0.0	0.0	-

**relative Natural Colour (NC)**

lab*lrj	1.0	0.0	0.0
lab*tce	1.0	0.0	-
lab*nce	0.0	0.0	-

**relative Inform. Technology (IT)**

olvi3*	0.5	1.0	0.799	(1.0)
cmyn3*	0.5	0.0	0.201	(0.0)
olvi4*	0.5	1.0	0.8	1.0
cmyn4*	0.5	0.0	0.2	0.0

**standard and adapted CIELAB**

LAB\*LAB 89.83 -33.52 9.39  
 LAB\*LABa 89.83 -33.52 9.39  
 LAB\*TCHa 75.0 34.82 164.36

**relative CIELAB lab\***

lab*lab	0.941	-0.48	0.135
lab*tch	0.75	0.5	0.457
lab*nch	0.0	0.5	0.457

**relative Natural Colour (NC)**

lab*lrj	0.941	-0.499	0.0
lab*tce	0.75	0.5	0.5
lab*nce	0.0	0.5	g00b

**relative Inform. Technology (IT)**

olvi3*	0.0	0.5	0.299	(1.0)
cmyn3*	1.0	0.5	0.701	(0.0)
olvi4*	0.5	1.0	0.799	0.5
cmyn4*	0.5	0.0	0.201	0.5

**standard and adapted CIELAB**

LAB\*LAB 42.13 -33.52 9.4  
 LAB\*LABa 42.13 -33.52 9.4  
 LAB\*TCHa 25.01 34.82 164.34

**relative CIELAB lab\***

lab*lab	0.442	-0.48	0.135
lab*tch	0.25	0.5	0.457
lab*nch	0.5	0.5	0.457

**relative Natural Colour (NC)**

lab*lrj	0.442	-0.499	0.0
lab*tce	0.25	0.5	0.5
lab*nce	0.5	0.5	199g

$n^* = 0.50$

**relative Inform. Technology (IT)**

olvi3*	0.0	1.0	0.599	(1.0)
cmyn3*	1.0	0.0	0.401	(0.0)
olvi4*	0.0	1.0	0.599	1.0
cmyn4*	1.0	0.0	0.401	0.0

**standard and adapted CIELAB**

LAB\*LAB 84.25 -67.05 18.79  
 LAB\*LABa 84.25 -67.05 18.79  
 LAB\*TCHa 50.0 69.64 164.35

**relative CIELAB lab\***

lab*lab	0.883	-0.962	0.27
lab*tch	0.5	1.0	0.457
lab*nch	0.0	1.0	0.457

**relative Natural Colour (NC)**

lab*lrj	0.883	-0.999	0.0
lab*tce	0.5	1.0	0.5
lab*nce	0.0	1.0	g00b

$n^* = 0.00$

Schwarzheit  $n^*$

relative Buntheit  $c^*$

relative Buntheit  $c^*$

**relative Inform. Technology (IT)**

olvi3*	0.0	0.0	0.0	(1.0)
cmyn3*	1.0	1.0	1.0	(0.0)
olvi4*	1.0	1.0	1.0	0.0
cmyn4*	0.0	0.0	0.0	1.0

**standard and adapted CIELAB**

LAB\*LAB 0.03 0.0 0.0  
 LAB\*LABa 0.03 0.0 0.0  
 LAB\*TCHa 0.01 0.01 -

**relative CIELAB lab\***

lab*lab	0.0	0.0	0.0
lab*tch	0.0	0.0	-
lab*nch	1.0	0.0	-

**relative Natural Colour (NC)**

lab*lrj	0.0	0.0	0.0
lab*tce	0.0	0.0	-
lab*nce	1.0	0.0	-

$n^* = 1.0$

Siehe ähnliche Dateien: <http://www.ps.bam.de/QG10/>  
 Technische Information: <http://www.ps.bam.de/Version 2.1, io=0,0?>

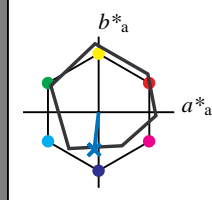
BAM-Registrierung: 20060101-QG10/10Q/Q10G08SP.PS/.PDF BAM-Material: Code=rh4ta  
 Anwendung für Beurteilung und Messung von Drucker- oder Monitorssystemen  
 /QG10/ Form: 9/10, Serie: 1/1, Seite: 9  
 Seitenlung 9

Eingabe: Farbmetrisches Offset-Reflektiv-System ORS18

für Buntton  $h^* = lab^*h = 263/360 = 0.731$   
 $lab^*tch$  und  $lab^*nch$

D50: Buntton B  
 LCH\*Ma: 42 47 263  
 olv\*Ma: 0.0 0.52 1.0

Dreiecks-Helligkeit  $t^*$



**ORS18; adaptierte CIELAB-Daten**

	$L^* = L^*_a$	$a^*_a$	$b^*_a$	$C^*_{ab,a}$	$h^*_{ab,a}$
OMa	47.94	65.05	50.54	82.38	38
YMa	91.0	-4.72	90.58	90.7	93
LMa	50.9	-63.18	34.98	72.22	151
CMa	56.99	-39.34	-48.1	62.16	231
VMa	25.72	30.89	-44.4	54.09	305
MMa	49.99	75.76	-4.64	75.9	356
NMa	18.09	0.0	0.0	0.0	0
WMa	95.46	0.0	0.0	0.0	0
RCIE	41.88	61.66	30.69	68.88	26
JCIE	81.97	2.02	67.79	67.82	88
GCIE	51.62	-41.32	9.74	42.46	167
BCIE	29.2	-5.79	-49.61	49.96	263

%Umfang  
 $u^*_{rel} = 94$   
 %Regularität  
 $g^*_{H,rel} = 65$   
 $g^*_{C,rel} = 60$

**relative Inform. Technology (IT)**

olvi3*	1.0	1.0	1.0	(1.0)
cmyn3*	0.0	0.0	0.0	(0.0)
olvi4*	1.0	1.0	1.0	1.0
cmyn4*	0.0	0.0	0.0	0.0

**standard and adapted CIELAB**

LAB*LAB	95.46	-0.39	4.69
LAB*LABa	95.46	0.0	0.0
LAB*TCHa	99.99	0.01	-

**relative CIELAB lab\***

lab*lab	1.0	0.0	0.0
lab*tch	1.0	0.0	-
lab*nch	0.0	0.0	-

**relative Natural Colour (NC)**

lab*lrj	1.0	0.0	0.0
lab*tce	1.0	0.0	-
lab*nce	0.0	0.0	-

**relative Inform. Technology (IT)**

olvi3*	0.5	0.758	1.0	(1.0)
cmyn3*	0.5	0.242	0.0	(0.0)
olvi4*	0.5	0.758	1.0	1.0
cmyn4*	0.5	0.242	0.0	0.0

**standard and adapted CIELAB**

LAB*LAB	68.67	-2.73	-20.23
LAB*LABa	68.67	-2.7	-23.15
LAB*TCHa	75.0	23.32	263.33

**relative CIELAB lab\***

lab*lab	0.654	-0.057	-0.496
lab*tch	0.75	0.5	0.731
lab*nch	0.0	0.5	0.731

**relative Natural Colour (NC)**

lab*lrj	0.654	0.0	-0.499
lab*tce	0.75	0.5	0.75
lab*nce	0.0	0.5	g99b

**relative Inform. Technology (IT)**

olvi3*	0.0	0.517	1.0	(1.0)
cmyn3*	1.0	0.483	0.0	(0.0)
olvi4*	1.0	0.517	1.0	1.0
cmyn4*	1.0	0.483	0.0	0.0

**standard and adapted CIELAB**

LAB*LAB	41.88	-5.06	-45.18
LAB*LABa	41.88	-5.4	-46.3
LAB*TCHa	50.0	46.63	263.34

**relative CIELAB lab\***

lab*lab	0.308	-0.115	-0.992
lab*tch	0.5	1.0	0.731
lab*nch	0.0	1.0	0.731

**relative Natural Colour (NC)**

lab*lrj	0.308	0.0	-0.999
lab*tce	0.5	1.0	0.75
lab*nce	0.0	1.0	g99b

**relative Inform. Technology (IT)**

olvi3*	0.0	0.258	0.5	(1.0)
cmyn3*	1.0	0.742	0.5	(0.0)
olvi4*	0.5	0.758	1.0	0.5
cmyn4*	0.5	0.242	0.0	0.5

**standard and adapted CIELAB**

LAB*LAB	29.99	-2.19	-22.81
LAB*LABa	29.99	-2.69	-23.15
LAB*TCHa	25.01	23.31	263.35

**relative CIELAB lab\***

lab*lab	0.154	-0.057	-0.496
lab*tch	0.25	0.5	0.732
lab*nch	0.5	0.5	0.732

**relative Natural Colour (NC)**

lab*lrj	0.154	0.0	-0.499
lab*tce	0.25	0.5	0.75
lab*nce	0.5	0.5	600r

**relative Inform. Technology (IT)**

olvi3*	0.0	0.0	0.0	(1.0)
cmyn3*	1.0	1.0	1.0	(0.0)
olvi4*	1.0	1.0	1.0	0.0
cmyn4*	0.0	0.0	0.0	1.0

**standard and adapted CIELAB**

LAB*LAB	18.1	0.67	-0.46
LAB*LABa	18.1	0.0	0.0
LAB*TCHa	0.01	0.01	-

**relative CIELAB lab\***

lab*lab	0.0	0.0	0.0
lab*tch	0.0	0.0	-
lab*nch	1.0	0.0	-

**relative Natural Colour (NC)**

lab*lrj	0.0	0.0	0.0
lab*tce	0.0	0.0	-
lab*nce	1.0	0.0	-

$n^* = 0.50$

relative Buntheit  $c^*$

$n^* = 0.00$

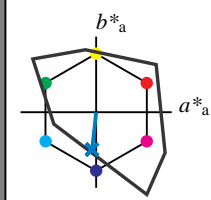
Schwarzheit  $n^*$

Ausgabe: Farbmetrisches Fernseh-Licht-System TLS00

für Buntton  $h^* = lab^*h = 264/360 = 0.733$   
 $lab^*tch$  und  $lab^*nch$

D50: Buntton B  
 LCH\*Ma: 61 54 264  
 olv\*Ma: 0.0 0.59 1.0

Dreiecks-Helligkeit  $t^*$



**TLS00; adaptierte CIELAB-Daten**

	$L^* = L^*_a$	$a^*_a$	$b^*_a$	$C^*_{ab,a}$	$h^*_{ab,a}$
OMa	54.19	79.36	63.0	101.33	38
YMa	93.44	-14.18	82.59	83.8	100
LMa	82.82	-83.73	70.41	109.41	140
CMa	85.22	-55.9	-15.78	58.1	196
VMa	25.61	67.05	-108.87	127.87	302
MMa	58.76	91.18	-53.69	105.82	330
NMa	0.01	0.0	0.0	0.0	0
WMa	95.41	0.0	0.0	0.0	0
RCIE	41.88	62.0	31.82	69.69	27
JCIE	81.97	1.81	71.59	71.61	89
GCIE	51.62	-41.11	11.52	42.7	164
BCIE	29.2	-5.27	-49.33	49.62	264

%Umfang  
 $u^*_{rel} = 156$   
 %Regularität  
 $g^*_{H,rel} = 26$   
 $g^*_{C,rel} = 45$

**relative Inform. Technology (IT)**

olvi3*	1.0	1.0	1.0	(1.0)
cmyn3*	0.0	0.0	0.0	(0.0)
olvi4*	1.0	1.0	1.0	1.0
cmyn4*	0.0	0.0	0.0	0.0

**standard and adapted CIELAB**

LAB*LAB	95.41	0.0	0.0
LAB*LABa	95.41	0.0	0.0
LAB*TCHa	99.99	0.01	-

**relative CIELAB lab\***

lab*lab	1.0	0.0	0.0
lab*tch	1.0	0.0	-
lab*nch	0.0	0.0	-

**relative Natural Colour (NC)**

lab*lrj	1.0	0.0	0.0
lab*tce	1.0	0.0	-
lab*nce	0.0	0.0	-

**relative Inform. Technology (IT)**

olvi3*	0.5	0.796	1.0	(1.0)
cmyn3*	0.5	0.204	0.0	(0.0)
olvi4*	0.5	0.796	1.0	1.0
cmyn4*	0.5	0.204	0.0	0.0

**standard and adapted CIELAB**

LAB*LAB	78.15	-2.87	-26.86
LAB*LABa	78.15	-2.87	-26.86
LAB*TCHa	75.0	27.02	263.88

**relative CIELAB lab\***

lab*lab	0.819	-0.052	-0.496
lab*tch	0.75	0.5	0.733
lab*nch	0.0	0.5	0.733

**relative Natural Colour (NC)**

lab*lrj	0.819	0.0	-0.499
lab*tce	0.75	0.5	0.75
lab*nce	0.0	0.5	g99b

**relative Inform. Technology (IT)**

olvi3*	0.0	0.592	1.0	(1.0)
cmyn3*	1.0	0.408	0.0	(0.0)
olvi4*	0.0	0.592	1.0	1.0
cmyn4*	1.0	0.408	0.0	0.0

**standard and adapted CIELAB**

LAB*LAB	60.9	-5.74	-53.74
LAB*LABa	60.9	-5.74	-53.74
LAB*TCHa	50.0	54.06	263.89

**relative CIELAB lab\***

lab*lab	0.638	-0.105	-0.993
lab*tch	0.5	1.0	0.733
lab*nch	0.0	1.0	0.733

**relative Natural Colour (NC)**

lab*lrj	0.638	0.0	-0.999
lab*tce	0.5	1.0	0.75
lab*nce	0.0	1.0	g99b

**relative Inform. Technology (IT)**

olvi3*	0.0	0.296	0.5	(1.0)
cmyn3*	1.0	0.704	0.5	(0.0)
olvi4*	0.5	0.796	1.0	0.5
cmyn4*	0.5	0.204	0.0	0.5

**standard and adapted CIELAB**

LAB*LAB	30.46	-2.86	-26.87
LAB*LABa	30.46	-2.86	-26.87
LAB*TCHa	25.01	27.03	263.9

**relative CIELAB lab\***

lab*lab	0.319	-0.052	-0.496
lab*tch	0.25	0.5	0.733
lab*nch	0.5	0.5	0.733

**relative Natural Colour (NC)**

lab*lrj	0.319	0.0	-0.499
lab*tce	0.25	0.5	0.75
lab*nce	0.5	0.5	600r

$n^* = 0.00$

Schwarzheit  $n^*$

$n^* = 0.50$

relative Buntheit  $c^*$

**relative Inform. Technology (IT)**

olvi3*	0.0	0.0	0.0	(1.0)
cmyn3*	1.0	1.0	1.0	(0.0)
olvi4*	1.0	1.0	1.0	0.0
cmyn4*	0.0	0.0	0.0	1.0

**standard and adapted CIELAB**

LAB*LAB	0.03	0.0	0.0
LAB*LABa	0.03	0.0	0.0
LAB*TCHa	0.01	0.01	-

**relative CIELAB lab\***

lab*lab	0.0	0.0	0.0
lab*tch	0.0	0.0	-
lab*nch	1.0	0.0	-

**relative Natural Colour (NC)**

lab*lrj	0.0	0.0	0.0
lab*tce	0.0	0.0	-
lab*nce	1.0	0.0	-

$n^* = 1.0$

relative Buntheit  $c^*$