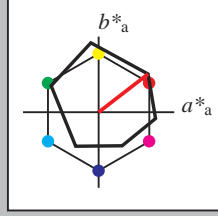


Eingabe: Farbmatisches Offset-Reflektiv-System ORS18

für Buntton $h^* = lab^*h = 38/360 = 0.105$
 lab^*tch und lab^*nch

D50: Buntton O
 LCH*Ma: 48 83 38
 olv*Ma: 1.0 0.0 0.0

Dreiecks-Helligkeit t^*



ORS18; adaptierte CIELAB-Daten

	$L^*=L^*_a$	a^*_a	b^*_a	$C^*_{ab,a}$	$h^*_{ab,a}$
OMa	47.94	65.39	50.52	82.63	38
YMa	90.37	-10.26	91.75	92.32	96
LMa	50.9	-62.83	34.96	71.91	151
CMa	58.62	-30.34	-45.01	54.3	236
VMa	25.72	31.1	-44.4	54.22	305
MMa	48.13	75.28	-8.36	75.74	354
NMa	18.01	0.0	0.0	0.0	0
WMa	95.41	0.0	0.0	0.0	0
RCIE	39.92	58.66	26.98	64.57	25
JCIE	81.26	-2.16	67.76	67.79	92
GCIE	52.23	-42.25	11.76	43.87	164
BCIE	30.57	1.15	-46.84	46.86	271

%Umfang
 $u^*_{rel} = 93$
 %Regularität
 $g^*_{H,rel} = 57$
 $g^*_{C,rel} = 59$

relative Inform. Technology (IT)

olvi3*	1.0	1.0	1.0	(1.0)
cmyn3*	0.0	0.0	0.0	(0.0)
olvi4*	1.0	1.0	1.0	1.0
cmyn4*	0.0	0.0	0.0	0.0

standard and adapted CIELAB

LAB*LAB	95.41	-0.98	4.75
LAB*LABa	95.41	0.0	0.0
LAB*TCHa	99.99	0.01	-

relative CIELAB lab*

lab*lab	1.0	0.0	0.0
lab*tch	1.0	0.0	-
lab*nch	0.0	0.0	-

relative Natural Colour (NC)

lab*lrj	1.0	0.0	0.0
lab*tce	1.0	0.0	-
lab*nce	0.0	0.0	-

relative Inform. Technology (IT)

olvi3*	0.5	0.5	0.5	(1.0)
cmyn3*	0.5	0.5	0.5	(0.0)
olvi4*	1.0	1.0	1.0	0.5
cmyn4*	0.0	0.0	0.0	0.5

standard and adapted CIELAB

LAB*LAB	56.71	-0.24	2.14
LAB*LABa	56.71	0.0	0.0
LAB*TCHa	50.0	0.01	-

relative CIELAB lab*

lab*lab	0.5	0.0	0.0
lab*tch	0.5	0.0	-
lab*nch	0.5	0.0	-

relative Natural Colour (NC)

lab*lrj	0.5	0.0	0.0
lab*tce	0.5	0.0	-
lab*nce	0.5	0.0	-

relative Inform. Technology (IT)

olvi3*	0.0	0.0	0.0	(1.0)
cmyn3*	1.0	1.0	1.0	(0.0)
olvi4*	1.0	1.0	1.0	0.0
cmyn4*	0.0	0.0	0.0	1.0

standard and adapted CIELAB

LAB*LAB	18.02	0.5	-0.47
LAB*LABa	18.02	0.0	0.0
LAB*TCHa	0.01	0.01	-

relative CIELAB lab*

lab*lab	0.0	0.0	0.0
lab*tch	0.0	0.0	-
lab*nch	1.0	0.0	-

relative Natural Colour (NC)

lab*lrj	0.0	0.0	0.0
lab*tce	0.0	0.0	-
lab*nce	1.0	0.0	-

$n^* = 1.0$

relative Inform. Technology (IT)

olvi3*	1.0	0.5	0.5	(1.0)
cmyn3*	0.0	0.5	0.5	(0.0)
olvi4*	1.0	0.5	0.5	1.0
cmyn4*	0.0	0.5	0.5	0.0

standard and adapted CIELAB

LAB*LAB	71.67	32.15	28.41
LAB*LABa	71.67	32.69	25.25
LAB*TCHa	75.0	41.31	37.69

relative CIELAB lab*

lab*lab	0.693	0.396	0.306
lab*tch	0.75	0.5	0.105
lab*nch	0.0	0.5	0.105

relative Natural Colour (NC)

lab*lrj	0.693	0.477	0.15
lab*tce	0.75	0.5	0.048
lab*nce	0.0	0.5	r19j

relative Inform. Technology (IT)

olvi3*	0.5	0.0	0.0	(1.0)
cmyn3*	0.5	1.0	1.0	(0.0)
olvi4*	1.0	0.5	0.5	0.5
cmyn4*	0.0	0.5	0.5	0.5

standard and adapted CIELAB

LAB*LAB	32.98	32.9	25.8
LAB*LABa	32.98	32.69	25.25
LAB*TCHa	25.01	41.31	37.69

relative CIELAB lab*

lab*lab	0.193	0.396	0.306
lab*tch	0.25	0.5	0.105
lab*nch	0.5	0.5	0.105

relative Natural Colour (NC)

lab*lrj	0.193	0.477	0.15
lab*tce	0.25	0.5	0.048
lab*nce	0.5	0.5	r19j

$n^* = 0.50$

relative Buntheit c^*

relative Inform. Technology (IT)

olvi3*	1.0	0.0	0.0	(1.0)
cmyn3*	0.0	1.0	1.0	(0.0)
olvi4*	1.0	0.0	0.0	1.0
cmyn4*	0.0	1.0	1.0	0.0

standard and adapted CIELAB

LAB*LAB	47.94	65.3	52.06
LAB*LABa	47.94	65.37	50.51
LAB*TCHa	50.0	82.61	37.69

relative CIELAB lab*

lab*lab	0.387	0.791	0.611
lab*tch	0.5	1.0	0.105
lab*nch	0.0	1.0	0.105

relative Natural Colour (NC)

lab*lrj	0.387	0.954	0.299
lab*tce	0.5	1.0	0.048
lab*nce	0.0	1.0	r19j

$n^* = 0.00$

Schwarzheit n^*

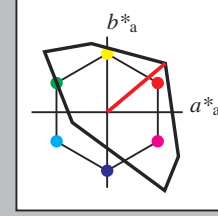
relative Buntheit c^*

Ausgabe: Farbmatisches Fernseh-Licht-System TLS00

für Buntton $h^* = lab^*h = 40/360 = 0.111$
 lab^*tch und lab^*nch

D50: Buntton O
 LCH*Ma: 51 100 40
 olv*Ma: 1.0 0.0 0.0

Dreiecks-Helligkeit t^*



TLS00; adaptierte CIELAB-Daten

	$L^*=L^*_a$	a^*_a	b^*_a	$C^*_{ab,a}$	$h^*_{ab,a}$
OMa	50.5	76.92	64.55	100.42	40
YMa	92.66	-20.69	90.75	93.08	103
LMa	83.63	-82.75	79.9	115.04	136
CMa	86.88	-46.16	-13.55	48.12	196
VMa	30.39	76.06	-103.59	128.52	306
MMa	57.3	94.35	-58.41	110.97	328
NMa	0.01	0.0	0.0	0.0	0
WMa	95.41	0.0	0.0	0.0	0
RCIE	39.92	58.74	27.99	65.07	25
JCIE	81.26	-2.88	71.56	71.62	92
GCIE	52.23	-42.41	13.6	44.55	162
BCIE	30.57	1.41	-46.46	46.49	272

%Umfang
 $u^*_{rel} = 158$
 %Regularität
 $g^*_{H,rel} = 20$
 $g^*_{C,rel} = 37$

relative Inform. Technology (IT)

olvi3*	1.0	1.0	1.0	(1.0)
cmyn3*	0.0	0.0	0.0	(0.0)
olvi4*	1.0	1.0	1.0	1.0
cmyn4*	0.0	0.0	0.0	0.0

standard and adapted CIELAB

LAB*LAB	95.41	0.0	0.0
LAB*LABa	95.41	0.0	0.0
LAB*TCHa	99.99	0.01	-

relative CIELAB lab*

lab*lab	1.0	0.0	0.0
lab*tch	1.0	0.0	-
lab*nch	0.0	0.0	-

relative Natural Colour (NC)

lab*lrj	1.0	0.0	0.0
lab*tce	1.0	0.0	-
lab*nce	0.0	0.0	-

relative Inform. Technology (IT)

olvi3*	0.5	0.5	0.5	(1.0)
cmyn3*	0.5	0.5	0.5	(0.0)
olvi4*	1.0	1.0	1.0	0.5
cmyn4*	0.0	0.0	0.0	0.5

standard and adapted CIELAB

LAB*LAB	47.72	0.0	0.0
LAB*LABa	47.72	0.0	0.0
LAB*TCHa	50.0	0.01	-

relative CIELAB lab*

lab*lab	0.5	0.0	0.0
lab*tch	0.5	0.0	-
lab*nch	0.5	0.0	-

relative Natural Colour (NC)

lab*lrj	0.5	0.0	0.0
lab*tce	0.5	0.0	-
lab*nce	0.5	0.0	-

relative Inform. Technology (IT)

olvi3*	1.0	0.5	0.5	(1.0)
cmyn3*	0.0	0.5	0.5	(0.0)
olvi4*	1.0	0.5	0.5	1.0
cmyn4*	0.0	0.5	0.5	0.0

standard and adapted CIELAB

LAB*LAB	72.95	38.45	32.27
LAB*LABa	72.95	38.45	32.27
LAB*TCHa	75.0	50.2	40.0

relative CIELAB lab*

lab*lab	0.765	0.383	0.321
lab*tch	0.75	0.5	0.111
lab*nch	0.0	0.5	0.111

relative Natural Colour (NC)

lab*lrj	0.765	0.471	0.167
lab*tce	0.75	0.5	0.054
lab*nce	0.0	0.5	r21j

relative Inform. Technology (IT)

olvi3*	0.5	0.0	0.0	(1.0)
cmyn3*	0.5	1.0	1.0	(0.0)
olvi4*	1.0	0.5	0.5	0.5
cmyn4*	0.0	0.5	0.5	0.5

standard and adapted CIELAB

LAB*LAB	25.26	38.45	32.27
LAB*LABa	25.26	38.45	32.27
LAB*TCHa	25.01	50.2	40.0

relative CIELAB lab*

lab*lab	0.265	0.383	0.321
lab*tch	0.25	0.5	0.111
lab*nch	0.5	0.5	0.111

relative Natural Colour (NC)

lab*lrj	0.265	0.471	0.167
lab*tce	0.25	0.5	0.054
lab*nce	0.5	0.5	r21j

$n^* = 0.50$

relative Buntheit c^*

relative Inform. Technology (IT)

olvi3*	1.0	0.0	0.0	(1.0)
cmyn3*	0.0	1.0	1.0	(0.0)
olvi4*	1.0	0.0	0.0	1.0
cmyn4*	0.0	1.0	1.0	0.0

standard and adapted CIELAB

LAB*LAB	50.5	76.9	64.54
LAB*LABa	50.5	76.9	64.54
LAB*TCHa	50.0	100.4	40.0

relative CIELAB lab*

lab*lab	0.529	0.766	0.643
lab*tch	0.5	1.0	0.111
lab*nch	0.0	1.0	0.111

relative Natural Colour (NC)

lab*lrj	0.529	0.942	0.335
lab*tce	0.5	1.0	0.054
lab*nce	0.0	1.0	r21j

$n^* = 0.00$

Schwarzheit n^*

relative Buntheit c^*

$n^* = 1.0$

3 stufige Reihen für konstanten CIELAB Buntton 40/360 = 0.111 (rechts)

QG10-7, 3 stufige Reihen für konstanten CIELAB Buntton 38/360 = 0.105 (links)

BAM-Prüfvorlage QG10; Farbmatrik-Systeme ORS18 & TLS00 input: *cmY0* setcmykcolor*

D50: 2 Koordinatendaten; 3 stufige Farbreihen für 10 Bunttöne output: *cmY0*/000n* setcmykcolor*

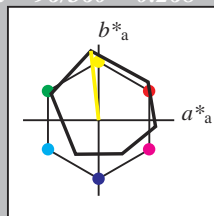
Siehe ähnliche Dateien: <http://www.ps.bam.de/QG10/>
 Technische Information:

Eingabe: Farbmatisches Offset-Refektiv-System ORS18

für Buntton $h^* = lab^*h = 96/360 = 0.268$
 lab^*tch und lab^*nch

D50: Buntton Y
 LCH*Ma: 90 92 96
 olv*Ma: 1.0 1.0 0.0

Dreiecks-Helligkeit t^*



ORS18; adaptierte CIELAB-Daten

	$L^*=L^*_a$	a^*_a	b^*_a	$C^*_{ab,a}$	$h^*_{ab,a}$
OMa	47.94	65.39	50.52	82.63	38
YMa	90.37	-10.26	91.75	92.32	96
LMa	50.9	-62.83	34.96	71.91	151
CMa	58.62	-30.34	-45.01	54.3	236
VMa	25.72	31.1	-44.4	54.22	305
MMa	48.13	75.28	-8.36	75.74	354
NMa	18.01	0.0	0.0	0.0	0
WMa	95.41	0.0	0.0	0.0	0
RCIE	39.92	58.66	26.98	64.57	25
JCIE	81.26	-2.16	67.76	67.79	92
GCIE	52.23	-42.25	11.76	43.87	164
BCIE	30.57	1.15	-46.84	46.86	271

%Umfang

$u^*_{rel} = 93$

%Regularität

$g^*_{H,rel} = 57$

$g^*_{C,rel} = 59$

relative Inform. Technology (IT)

olvi3*	1.0	1.0	1.0	(1.0)
cmyn3*	0.0	0.0	0.0	(0.0)
olvi4*	1.0	1.0	1.0	1.0
cmyn4*	0.0	0.0	0.0	0.0

standard and adapted CIELAB

LAB*LAB	95.41	-0.98	4.75
LAB*LABa	95.41	0.0	0.0
LAB*TCHa	99.99	0.01	-

relative CIELAB lab*

lab*lab	1.0	0.0	0.0
lab*tch	1.0	0.0	-
lab*nch	0.0	0.0	-

relative Natural Colour (NC)

lab*lrj	1.0	0.0	0.0
lab*tce	1.0	0.0	-
lab*nce	0.0	0.0	-

relative Inform. Technology (IT)

olvi3*	0.5	0.5	0.5	(1.0)
cmyn3*	0.0	0.0	0.0	(0.0)
olvi4*	1.0	1.0	1.0	0.5
cmyn4*	0.0	0.0	0.0	0.5

standard and adapted CIELAB

LAB*LAB	56.71	-0.24	2.14
LAB*LABa	56.71	0.0	0.0
LAB*TCHa	50.0	0.01	-

relative CIELAB lab*

lab*lab	0.5	0.0	0.0
lab*tch	0.5	0.0	-
lab*nch	0.5	0.0	-

relative Natural Colour (NC)

lab*lrj	0.5	0.0	0.0
lab*tce	0.5	0.0	-
lab*nce	0.5	0.0	-

relative Inform. Technology (IT)

olvi3*	0.0	0.0	0.0	(1.0)
cmyn3*	1.0	1.0	1.0	(0.0)
olvi4*	1.0	1.0	1.0	0.0
cmyn4*	0.0	0.0	0.0	1.0

standard and adapted CIELAB

LAB*LAB	18.02	0.5	-0.47
LAB*LABa	18.02	0.0	0.0
LAB*TCHa	0.01	0.01	-

relative CIELAB lab*

lab*lab	0.0	0.0	0.0
lab*tch	0.0	0.0	-
lab*nch	1.0	0.0	-

relative Natural Colour (NC)

lab*lrj	0.0	0.0	0.0
lab*tce	0.0	0.0	-
lab*nce	1.0	0.0	-

$n^* = 1.0$

relative Inform. Technology (IT)

olvi3*	1.0	1.0	0.5	(1.0)
cmyn3*	0.0	0.0	0.5	(0.0)
olvi4*	1.0	1.0	0.5	1.0
cmyn4*	0.0	0.0	0.5	0.0

standard and adapted CIELAB

LAB*LAB	92.88	-6.06	50.46
LAB*LABa	92.88	-5.12	45.87
LAB*TCHa	75.0	46.15	96.38

relative CIELAB lab*

lab*lab	0.967	-0.055	0.497
lab*tch	0.75	0.5	0.268
lab*nch	0.0	0.5	0.268

relative Natural Colour (NC)

lab*lrj	0.967	-0.048	0.497
lab*tce	0.75	0.5	0.266
lab*nce	0.0	0.5	0.266

relative Inform. Technology (IT)

olvi3*	0.5	0.5	0.0	(1.0)
cmyn3*	0.5	0.5	1.0	(0.0)
olvi4*	1.0	1.0	0.5	0.5
cmyn4*	0.0	0.0	0.5	0.5

standard and adapted CIELAB

LAB*LAB	54.19	-5.32	47.84
LAB*LABa	54.19	-5.12	45.87
LAB*TCHa	25.01	46.15	96.38

relative CIELAB lab*


lab*lab	0.467	-0.055	0.497
lab*tch	0.25	0.5	0.268
lab*nch	0.5	0.5	0.268

relative Natural Colour (NC)

lab*lrj	0.467	-0.048	0.497
lab*tce	0.25	0.5	0.266
lab*nce	0.5	0.5	0.266

$n^* = 0.00$

Schwarzheit n^*



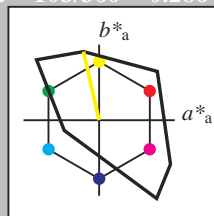
relative Buntheit c^*

Ausgabe: Farbmatisches Fernseh-Licht-System TLS00

für Buntton $h^* = lab^*h = 103/360 = 0.286$
 lab^*tch und lab^*nch

D50: Buntton Y
 LCH*Ma: 93 93 103
 olv*Ma: 1.0 1.0 0.0

Dreiecks-Helligkeit t^*



relative Inform. Technology (IT)

olvi3*	1.0	1.0	1.0	(1.0)
cmyn3*	0.0	0.0	0.0	(0.0)
olvi4*	1.0	1.0	1.0	1.0
cmyn4*	0.0	0.0	0.0	0.0

standard and adapted CIELAB

LAB*LAB	95.41	0.0	0.0
LAB*LABa	95.41	0.0	0.0
LAB*TCHa	99.99	0.01	-

relative CIELAB lab*

lab*lab	1.0	0.0	0.0
lab*tch	1.0	0.0	-
lab*nch	0.0	0.0	-

relative Natural Colour (NC)

lab*lrj	1.0	0.0	0.0
lab*tce	1.0	0.0	-
lab*nce	0.0	0.0	-

relative Inform. Technology (IT)

olvi3*	0.5	0.5	0.5	(1.0)
cmyn3*	0.5	0.5	0.5	(0.0)
olvi4*	1.0	1.0	1.0	0.5
cmyn4*	0.0	0.0	0.0	0.5

standard and adapted CIELAB

LAB*LAB	47.72	0.0	0.0
LAB*LABa	47.72	0.0	0.0
LAB*TCHa	50.0	0.01	-

relative CIELAB lab*

lab*lab	0.5	0.0	0.0
lab*tch	0.5	0.0	-
lab*nch	0.5	0.0	-

relative Natural Colour (NC)

lab*lrj	0.5	0.0	0.0
lab*tce	0.5	0.0	-
lab*nce	0.5	0.0	-

relative Inform. Technology (IT)

olvi3*	0.0	0.0	0.0	(1.0)
cmyn3*	1.0	1.0	1.0	(0.0)
olvi4*	1.0	1.0	1.0	0.0
cmyn4*	0.0	0.0	0.0	1.0

standard and adapted CIELAB

LAB*LAB	0.03	0.0	0.0
LAB*LABa	0.03	0.0	0.0
LAB*TCHa	0.01	0.01	-

relative CIELAB lab*

lab*lab	0.0	0.0	0.0
lab*tch	0.0	0.0	-
lab*nch	1.0	0.0	-

relative Natural Colour (NC)

lab*lrj	0.0	0.0	0.0
lab*tce	0.0	0.0	-
lab*nce	1.0	0.0	-

$n^* = 1.0$

%Umfang

$u^*_{rel} = 158$

%Regularität

$g^*_{H,rel} = 20$

$g^*_{C,rel} = 37$

relative Inform. Technology (IT)

olvi3*	1.0	1.0	0.5	(1.0)
cmyn3*	0.0	0.0	0.5	(0.0)
olvi4*	1.0	1.0	0.5	1.0
cmyn4*	0.0	0.0	0.5	0.0

standard and adapted CIELAB

LAB*LAB	94.03	-10.34	45.37
LAB*LABa	94.03	-10.34	45.37
LAB*TCHa	75.0	46.53	102.85

relative CIELAB lab*

lab*lab	0.985	-0.11	0.487
lab*tch	0.75	0.5	0.286
lab*nch	0.0	0.5	0.286

relative Natural Colour (NC)

lab*lrj	0.985	-0.116	0.486
lab*tce	0.75	0.5	0.288
lab*nce	0.0	0.5	0.288

relative Inform. Technology (IT)

olvi3*	0.5	0.5	0.0	(1.0)
cmyn3*	0.5	0.5	1.0	(0.0)
olvi4*	1.0	1.0	0.5	0.5
cmyn4*	0.0	0.0	0.5	0.5

standard and adapted CIELAB

LAB*LAB	46.34	-10.34	45.37
LAB*LABa	46.34	-10.34	45.37
LAB*TCHa	25.01	46.53	102.85

relative CIELAB lab*


lab*lab	0.486	-0.11	0.487
lab*tch	0.25	0.5	0.286
lab*nch	0.5	0.5	0.286

relative Natural Colour (NC)

lab*lrj	0.486	-0.116	0.486
lab*tce	0.25	0.5	0.288
lab*nce	0.5	0.5	0.288

$n^* = 0.00$

Schwarzheit n^*



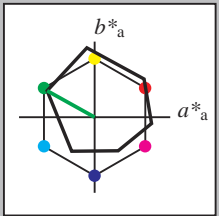
relative Buntheit c^*

Eingabe: Farbmatisches Offset-Reflektiv-System ORS18

für Buntton $h^* = lab^*h = 151/360 = 0.419$
 lab^*tch und lab^*nch

D50: Buntton L
 LCH*Ma: 51 72 151
 olv*Ma: 0.0 1.0 0.0

Dreiecks-Helligkeit t^*



ORS18; adaptierte CIELAB-Daten

	L^*	a^*_a	b^*_a	$C^*_{ab,a}$	$h^*_{ab,a}$
OMa	47.94	65.39	50.52	82.63	38
YMa	90.37	-10.26	91.75	92.32	96
LMa	50.9	-62.83	34.96	71.91	151
CMa	58.62	-30.34	-45.01	54.3	236
VMa	25.72	31.1	-44.4	54.22	305
MMa	48.13	75.28	-8.36	75.74	354
NMa	18.01	0.0	0.0	0.0	0
WMa	95.41	0.0	0.0	0.0	0
RCIE	39.92	58.66	26.98	64.57	25
JCIE	81.26	-2.16	67.76	67.79	92
GCIE	52.23	-42.25	11.76	43.87	164
BCIE	30.57	1.15	-46.84	46.86	271

%Umfang
 $u^*_{rel} = 93$
 %Regularität
 $g^*_{H,rel} = 57$
 $g^*_{C,rel} = 59$

relative Inform. Technology (IT)

olvi3*	1.0	1.0	1.0	(1.0)
cmyn3*	0.0	0.0	0.0	(0.0)
olvi4*	1.0	1.0	1.0	1.0
cmyn4*	0.0	0.0	0.0	0.0

standard and adapted CIELAB

LAB*LAB	95.41	-0.98	4.75
LAB*LABa	95.41	0.0	0.0
LAB*TCHa	99.99	0.01	-

relative CIELAB lab*

lab*lab	1.0	0.0	0.0
lab*tch	1.0	0.0	-
lab*nch	0.0	0.0	-

relative Natural Colour (NC)

lab*lrj	1.0	0.0	0.0
lab*tce	1.0	0.0	-
lab*nce	0.0	0.0	-

relative Inform. Technology (IT)

olvi3*	0.5	0.5	0.5	(1.0)
cmyn3*	0.5	0.5	0.5	(0.0)
olvi4*	1.0	1.0	1.0	0.5
cmyn4*	0.0	0.0	0.0	0.5

standard and adapted CIELAB

LAB*LAB	56.71	-0.24	2.14
LAB*LABa	56.71	0.0	0.0
LAB*TCHa	50.0	0.01	-

relative CIELAB lab*

lab*lab	0.5	0.0	0.0
lab*tch	0.5	0.0	-
lab*nch	0.5	0.0	-

relative Natural Colour (NC)

lab*lrj	0.5	0.0	0.0
lab*tce	0.5	0.0	-
lab*nce	0.5	0.0	-

relative Inform. Technology (IT)

olvi3*	0.0	0.0	0.0	(1.0)
cmyn3*	1.0	1.0	1.0	(0.0)
olvi4*	1.0	1.0	1.0	0.0
cmyn4*	0.0	0.0	0.0	1.0

standard and adapted CIELAB

LAB*LAB	18.02	0.5	-0.47
LAB*LABa	18.02	0.0	0.0
LAB*TCHa	0.01	0.01	-

relative CIELAB lab*

lab*lab	0.0	0.0	0.0
lab*tch	0.0	0.0	-
lab*nch	1.0	0.0	-

relative Natural Colour (NC)

lab*lrj	0.0	0.0	0.0
lab*tce	0.0	0.0	-
lab*nce	1.0	0.0	-

$n^* = 1.0$

relative Inform. Technology (IT)

olvi3*	0.5	1.0	0.5	(1.0)
cmyn3*	0.5	0.0	0.5	(0.0)
olvi4*	0.5	1.0	0.5	1.0
cmyn4*	0.5	0.0	0.5	0.0

standard and adapted CIELAB

LAB*LAB	73.15	-31.96	20.73
LAB*LABa	73.15	-31.4	17.48
LAB*TCHa	75.0	35.95	150.91

relative CIELAB lab*

lab*lab	0.712	-0.436	0.243
lab*tch	0.75	0.5	0.419
lab*nch	0.0	0.5	0.419

relative Natural Colour (NC)

lab*lrj	0.712	-0.478	0.144
lab*tce	0.75	0.5	0.453
lab*nce	0.0	0.5	0.419

relative Inform. Technology (IT)

olvi3*	0.0	0.5	0.0	(1.0)
cmyn3*	1.0	0.5	1.0	(0.0)
olvi4*	0.5	1.0	0.5	0.5
cmyn4*	0.5	0.0	0.5	0.5

standard and adapted CIELAB

LAB*LAB	34.46	-31.22	18.12
LAB*LABa	34.46	-31.4	17.48
LAB*TCHa	25.01	35.95	150.91

relative CIELAB lab*

lab*lab	0.213	-0.436	0.243
lab*tch	0.25	0.5	0.419
lab*nch	0.5	0.5	0.419

relative Natural Colour (NC)

lab*lrj	0.213	-0.478	0.144
lab*tce	0.25	0.5	0.453
lab*nce	0.5	0.5	0.419

$n^* = 0.50$

relative Inform. Technology (IT)

olvi3*	0.0	1.0	0.0	(1.0)
cmyn3*	1.0	0.0	1.0	(0.0)
olvi4*	0.0	1.0	0.0	1.0
cmyn4*	1.0	0.0	1.0	0.0

standard and adapted CIELAB

LAB*LAB	50.9	-62.95	36.7
LAB*LABa	50.9	-62.81	34.95
LAB*TCHa	50.0	71.89	150.91

relative CIELAB lab*

lab*lab	0.425	-0.873	0.486
lab*tch	0.5	1.0	0.419
lab*nch	0.0	1.0	0.419

relative Natural Colour (NC)

lab*lrj	0.425	-0.956	0.289
lab*tce	0.5	1.0	0.453
lab*nce	0.0	1.0	0.419

$n^* = 0.00$

Schwarzheit n^*

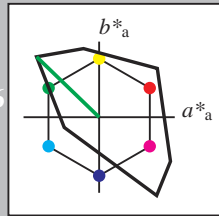
relative Buntheit c^*

Ausgabe: Farbmatisches Fernseh-Licht-System TLS00

für Buntton $h^* = lab^*h = 136/360 = 0.378$
 lab^*tch und lab^*nch

D50: Buntton L
 LCH*Ma: 84 115 136
 olv*Ma: 0.0 1.0 0.0

Dreiecks-Helligkeit t^*



relative Inform. Technology (IT)

olvi3*	1.0	1.0	1.0	(1.0)
cmyn3*	0.0	0.0	0.0	(0.0)
olvi4*	1.0	1.0	1.0	1.0
cmyn4*	0.0	0.0	0.0	0.0

standard and adapted CIELAB

LAB*LAB	95.41	0.0	0.0
LAB*LABa	95.41	0.0	0.0
LAB*TCHa	99.99	0.01	-

relative CIELAB lab*

lab*lab	1.0	0.0	0.0
lab*tch	1.0	0.0	-
lab*nch	0.0	0.0	-

relative Natural Colour (NC)

lab*lrj	1.0	0.0	0.0
lab*tce	1.0	0.0	-
lab*nce	0.0	0.0	-

relative Inform. Technology (IT)

olvi3*	0.5	0.5	0.5	(1.0)
cmyn3*	0.5	0.5	0.5	(0.0)
olvi4*	1.0	1.0	1.0	0.5
cmyn4*	0.0	0.0	0.0	0.5

standard and adapted CIELAB

LAB*LAB	47.72	0.0	0.0
LAB*LABa	47.72	0.0	0.0
LAB*TCHa	50.0	0.01	-

relative CIELAB lab*

lab*lab	0.5	0.0	0.0
lab*tch	0.5	0.0	-
lab*nch	0.5	0.0	-

relative Natural Colour (NC)

lab*lrj	0.5	0.0	0.0
lab*tce	0.5	0.0	-
lab*nce	0.5	0.0	-

relative Inform. Technology (IT)

olvi3*	0.0	0.0	0.0	(1.0)
cmyn3*	1.0	1.0	1.0	(0.0)
olvi4*	1.0	1.0	1.0	0.0
cmyn4*	0.0	0.0	0.0	1.0

standard and adapted CIELAB

LAB*LAB	0.03	0.0	0.0
LAB*LABa	0.03	0.0	0.0
LAB*TCHa	0.01	0.01	-

relative CIELAB lab*

lab*lab	0.0	0.0	0.0
lab*tch	0.0	0.0	-
lab*nch	1.0	0.0	-

relative Natural Colour (NC)

lab*lrj	0.0	0.0	0.0
lab*tce	0.0	0.0	-
lab*nce	1.0	0.0	-

$n^* = 1.0$

Schwarzheit n^*

relative Buntheit c^*

TLS00; adaptierte CIELAB-Daten

	L^*	a^*_a	b^*_a	$C^*_{ab,a}$	$h^*_{ab,a}$
OMa	50.5	76.92	64.55	100.42	40
YMa	92.66	-20.69	90.75	93.08	103
LMa	83.63	-82.75	79.9	115.04	136
CMa	86.88	-46.16	-13.55	48.12	196
VMa	30.39	76.06	-103.59	128.52	306
MMa	57.3	94.35	-58.41	110.97	328
NMa	0.01	0.0	0.0	0.0	0
WMa	95.41	0.0	0.0	0.0	0
RCIE	39.92	58.74	27.99	65.07	25
JCIE	81.26	-2.88	71.56	71.62	92
GCIE	52.23	-42.41	13.6	44.55	162
BCIE	30.57	1.41	-46.46	46.49	272

%Umfang
 $u^*_{rel} = 158$
 %Regularität
 $g^*_{H,rel} = 20$
 $g^*_{C,rel} = 37$

relative Inform. Technology (IT)

olvi3*	0.5	1.0	0.5	(1.0)
cmyn3*	0.5	0.0	0.5	(0.0)
olvi4*	0.5	1.0	0.5	1.0
cmyn4*	0.5	0.0	0.5	0.0

standard and adapted CIELAB

LAB*LAB	89.51	-41.36	39.94
LAB*LABa	89.51	-41.36	39.94
LAB*TCHa	75.0	57.51	136.01

relative CIELAB lab*

lab*lab	0.938	-0.359	0.347
lab*tch	0.75	0.5	0.378
lab*nch	0.0	0.5	0.378

relative Natural Colour (NC)

lab*lrj	0.938	-0.415	0.278
lab*tce	0.75	0.5	0.406
lab*nce	0.0	0.5	0.378

relative Inform. Technology (IT)

olvi3*	0.0	0.5	0.0	(1.0)
cmyn3*	1.0	0.5	1.0	(0.0)
olvi4*	0.5	1.0	0.5	0.5
cmyn4*	0.5	0.0	0.5	0.5

standard and adapted CIELAB

LAB*LAB	41.82	-41.36	39.94
LAB*LABa	41.82	-41.36	39.94
LAB*TCHa	25.01	57.51	136.01

relative CIELAB lab*

lab*lab	0.438	-0.359	0.347
lab*tch	0.25	0.5	0.378
lab*nch	0.5	0.5	0.378

relative Natural Colour (NC)

lab*lrj	0.438	-0.415	0.278
lab*tce	0.25	0.5	0.406
lab*nce	0.5	0.5	0.378

$n^* = 0.50$

Schwarzheit n^*

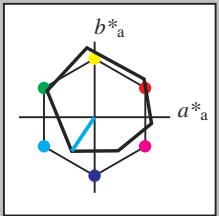
relative Buntheit c^*

Eingabe: Farbmatisches Offset-Refektiv-System ORS18

für Buntton $h^* = lab^*h = 236/360 = 0.656$
 lab^*tch und lab^*nch

D50: Buntton C
 LCH*Ma: 59 54 236
 olv*Ma: 0.0 1.0 1.0

Dreiecks-Helligkeit t^*



ORS18; adaptierte CIELAB-Daten

	L^*	a^*_a	b^*_a	$C^*_{ab,a}$	$h^*_{ab,a}$
OMa	47.94	65.39	50.52	82.63	38
YMa	90.37	-10.26	91.75	92.32	96
LMa	50.9	-62.83	34.96	71.91	151
CMa	58.62	-30.34	-45.01	54.3	236
VMa	25.72	31.1	-44.4	54.22	305
MMa	48.13	75.28	-8.36	75.74	354
NMa	18.01	0.0	0.0	0.0	0
WMa	95.41	0.0	0.0	0.0	0
RCIE	39.92	58.66	26.98	64.57	25
JCIE	81.26	-2.16	67.76	67.79	92
GCIE	52.23	-42.25	11.76	43.87	164
BCIE	30.57	1.15	-46.84	46.86	271

%Umfang
 $u^*_{rel} = 93$
 %Regularität
 $g^*_{H,rel} = 57$
 $g^*_{C,rel} = 59$

relative Inform. Technology (IT)
 olvi3* 1.0 1.0 1.0 (1.0)
 cmyn3* 0.0 0.0 0.0 (0.0)
 olvi4* 1.0 1.0 1.0 1.0
 cmyn4* 0.0 0.0 0.0 0.0

standard and adapted CIELAB
 LAB*LAB 95.41 -0.98 4.75
 LAB*LABa 95.41 0.0 0.0
 LAB*TCHa 99.99 0.01 -

relative CIELAB lab*
 lab*lab 1.0 0.0 0.0
 lab*tch 1.0 0.0 -
 lab*nch 0.0 0.0 -

relative Natural Colour (NC)
 lab*lrj 1.0 0.0 0.0
 lab*tce 1.0 0.0 -
 lab*nce 0.0 0.0 -

relative Inform. Technology (IT)
 olvi3* 0.5 0.5 0.5 (1.0)
 cmyn3* 0.5 0.5 0.5 (0.0)
 olvi4* 1.0 1.0 1.0 0.5
 cmyn4* 0.0 0.0 0.0 0.5

standard and adapted CIELAB
 LAB*LAB 56.71 -0.24 2.14
 LAB*LABa 56.71 0.0 0.0
 LAB*TCHa 50.0 0.01 -

relative CIELAB lab*
 lab*lab 0.5 0.0 0.0
 lab*tch 0.5 0.0 -
 lab*nch 0.5 0.0 -

relative Natural Colour (NC)
 lab*lrj 0.5 0.0 0.0
 lab*tce 0.5 0.0 -
 lab*nce 0.5 0.0 -

relative Inform. Technology (IT)
 olvi3* 0.0 0.0 0.0 (1.0)
 cmyn3* 1.0 1.0 1.0 (0.0)
 olvi4* 1.0 1.0 1.0 0.0
 cmyn4* 0.0 0.0 0.0 1.0

standard and adapted CIELAB
 LAB*LAB 18.02 0.5 -0.47
 LAB*LABa 18.02 0.0 0.0
 LAB*TCHa 0.01 0.01 -

relative CIELAB lab*
 lab*lab 0.0 0.0 0.0
 lab*tch 0.0 0.0 -
 lab*nch 1.0 0.0 -

relative Natural Colour (NC)
 lab*lrj 0.0 0.0 0.0
 lab*tce 0.0 0.0 -
 lab*nce 1.0 0.0 -

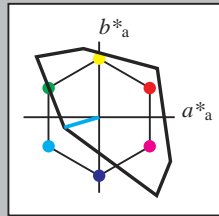
$n^* = 1.0$

Ausgabe: Farbmatisches Fernseh-Licht-System TLS00

für Buntton $h^* = lab^*h = 196/360 = 0.545$
 lab^*tch und lab^*nch

D50: Buntton C
 LCH*Ma: 87 48 196
 olv*Ma: 0.0 1.0 1.0

Dreiecks-Helligkeit t^*



%Umfang
 $u^*_{rel} = 158$
 %Regularität
 $g^*_{H,rel} = 20$
 $g^*_{C,rel} = 37$

relative Inform. Technology (IT)
 olvi3* 1.0 1.0 1.0 (1.0)
 cmyn3* 0.0 0.0 0.0 (0.0)
 olvi4* 1.0 1.0 1.0 1.0
 cmyn4* 0.0 0.0 0.0 0.0

standard and adapted CIELAB
 LAB*LAB 95.41 0.0 0.0
 LAB*LABa 95.41 0.0 0.0
 LAB*TCHa 99.99 0.01 -

relative CIELAB lab*
 lab*lab 1.0 0.0 0.0
 lab*tch 1.0 0.0 -
 lab*nch 0.0 0.0 -

relative Natural Colour (NC)
 lab*lrj 1.0 0.0 0.0
 lab*tce 1.0 0.0 -
 lab*nce 0.0 0.0 -

relative Inform. Technology (IT)
 olvi3* 0.5 0.5 0.5 (1.0)
 cmyn3* 0.5 0.5 0.5 (0.0)
 olvi4* 1.0 1.0 1.0 0.5
 cmyn4* 0.0 0.0 0.0 0.5

standard and adapted CIELAB
 LAB*LAB 47.72 0.0 0.0
 LAB*LABa 47.72 0.0 0.0
 LAB*TCHa 50.0 0.01 -

relative CIELAB lab*
 lab*lab 0.5 0.0 0.0
 lab*tch 0.5 0.0 -
 lab*nch 0.5 0.0 -

relative Natural Colour (NC)
 lab*lrj 0.5 0.0 0.0
 lab*tce 0.5 0.0 -
 lab*nce 0.5 0.0 -

relative Inform. Technology (IT)
 olvi3* 0.0 0.0 0.0 (1.0)
 cmyn3* 1.0 1.0 1.0 (0.0)
 olvi4* 1.0 1.0 1.0 0.0
 cmyn4* 0.0 0.0 0.0 1.0

standard and adapted CIELAB
 LAB*LAB 0.03 0.0 0.0
 LAB*LABa 0.03 0.0 0.0
 LAB*TCHa 0.01 0.01 -

relative CIELAB lab*
 lab*lab 0.0 0.0 0.0
 lab*tch 0.0 0.0 -
 lab*nch 1.0 0.0 -

relative Natural Colour (NC)
 lab*lrj 0.0 0.0 0.0
 lab*tce 0.0 0.0 -
 lab*nce 1.0 0.0 -

$n^* = 1.0$

TLS00; adaptierte CIELAB-Daten

	L^*	a^*_a	b^*_a	$C^*_{ab,a}$	$h^*_{ab,a}$
OMa	50.5	76.92	64.55	100.42	40
YMa	92.66	-20.69	90.75	93.08	103
LMa	83.63	-82.75	79.9	115.04	136
CMa	86.88	-46.16	-13.55	48.12	196
VMa	30.39	76.06	-103.59	128.52	306
MMa	57.3	94.35	-58.41	110.97	328
NMa	0.01	0.0	0.0	0.0	0
WMa	95.41	0.0	0.0	0.0	0
RCIE	39.92	58.74	27.99	65.07	25
JCIE	81.26	-2.88	71.56	71.62	92
GCIE	52.23	-42.41	13.6	44.55	162
BCIE	30.57	1.41	-46.46	46.49	272

%Umfang
 $u^*_{rel} = 158$
 %Regularität
 $g^*_{H,rel} = 20$
 $g^*_{C,rel} = 37$

relative Inform. Technology (IT)
 olvi3* 0.5 1.0 1.0 (1.0)
 cmyn3* 0.5 0.0 0.0 (0.0)
 olvi4* 0.5 1.0 1.0 1.0
 cmyn4* 0.5 0.0 0.0 0.0

standard and adapted CIELAB
 LAB*LAB 91.14 -23.07 -6.77
 LAB*LABa 91.14 -23.07 -6.77
 LAB*TCHa 75.0 24.06 196.37

relative CIELAB lab*
 lab*lab 0.955 -0.479 -0.14
 lab*tch 0.75 0.5 0.545
 lab*nch 0.0 0.5 0.545

relative Natural Colour (NC)
 lab*lrj 0.955 -0.44 -0.234
 lab*tce 0.75 0.5 0.578
 lab*nce 0.0 0.5 g31b

relative Inform. Technology (IT)
 olvi3* 0.0 0.5 0.5 (1.0)
 cmyn3* 1.0 0.5 0.5 (0.0)
 olvi4* 0.5 1.0 1.0 0.5
 cmyn4* 0.5 0.0 0.0 0.5

standard and adapted CIELAB
 LAB*LAB 43.45 -23.07 -6.77
 LAB*LABa 43.45 -23.07 -6.77
 LAB*TCHa 25.01 24.06 196.37

relative CIELAB lab*
 lab*lab 0.455 -0.479 -0.14
 lab*tch 0.25 0.5 0.545
 lab*nch 0.5 0.5 0.545

relative Natural Colour (NC)
 lab*lrj 0.455 -0.44 -0.234
 lab*tce 0.25 0.5 0.578
 lab*nce 0.5 0.5 g31b

$n^* = 0.00$

relative Inform. Technology (IT)
 olvi3* 0.5 1.0 1.0 (1.0)
 cmyn3* 0.5 0.0 0.0 (0.0)
 olvi4* 0.5 1.0 1.0 1.0
 cmyn4* 0.5 0.0 0.0 0.0

standard and adapted CIELAB
 LAB*LAB 77.01 -15.8 -18.98
 LAB*LABa 77.01 -15.16 -22.5
 LAB*TCHa 75.0 27.14 236.02

relative CIELAB lab*
 lab*lab 0.762 -0.278 -0.414
 lab*tch 0.75 0.5 0.656
 lab*nch 0.0 0.5 0.656

relative Natural Colour (NC)
 lab*lrj 0.762 -0.247 -0.433
 lab*tce 0.75 0.5 0.667
 lab*nce 0.0 0.5 g66b

relative Inform. Technology (IT)
 olvi3* 0.0 0.5 0.5 (1.0)
 cmyn3* 1.0 0.5 0.5 (0.0)
 olvi4* 0.5 1.0 1.0 0.5
 cmyn4* 0.5 0.0 0.0 0.5

standard and adapted CIELAB
 LAB*LAB 38.32 -15.05 -21.6
 LAB*LABa 38.32 -15.16 -22.5
 LAB*TCHa 25.01 27.14 236.02

relative CIELAB lab*
 lab*lab 0.262 -0.278 -0.414
 lab*tch 0.25 0.5 0.656
 lab*nch 0.5 0.5 0.656

relative Natural Colour (NC)
 lab*lrj 0.262 -0.247 -0.433
 lab*tce 0.25 0.5 0.667
 lab*nce 0.5 0.5 g66b

$n^* = 0.50$

relative Inform. Technology (IT)
 olvi3* 0.0 1.0 1.0 (1.0)
 cmyn3* 1.0 0.0 0.0 (0.0)
 olvi4* 0.0 1.0 1.0 1.0
 cmyn4* 1.0 0.0 0.0 0.0

standard and adapted CIELAB
 LAB*LAB 58.62 -30.61 -42.73
 LAB*LABa 58.62 -30.33 -45.01
 LAB*TCHa 50.0 54.29 236.02

relative CIELAB lab*
 lab*lab 0.525 -0.558 -0.828
 lab*tch 0.5 1.0 0.656
 lab*nch 0.0 1.0 0.656

relative Natural Colour (NC)
 lab*lrj 0.525 -0.496 -0.867
 lab*tce 0.5 1.0 0.667
 lab*nce 0.0 1.0 g66b

$n^* = 0.00$


relative Inform. Technology (IT)
 olvi3* 0.0 0.0 0.0 (1.0)
 cmyn3* 1.0 1.0 1.0 (0.0)
 olvi4* 1.0 1.0 1.0 0.0
 cmyn4* 0.0 0.0 0.0 1.0

standard and adapted CIELAB
 LAB*LAB 0.03 0.0 0.0
 LAB*LABa 0.03 0.0 0.0
 LAB*TCHa 0.01 0.01 -

relative CIELAB lab*
 lab*lab 0.0 0.0 0.0
 lab*tch 0.0 0.0 -
 lab*nch 1.0 0.0 -

relative Natural Colour (NC)
 lab*lrj 0.0 0.0 0.0
 lab*tce 0.0 0.0 -
 lab*nce 1.0 0.0 -

$n^* = 1.0$



QG10-7, 3 stufige Reihen für konstanten CIELAB Buntton 236/360 = 0.656 (links)

3 stufige Reihen für konstanten CIELAB Buntton 196/360 = 0.545 (rechts)

BAM-Prüfvorlage QG10; Farbmatrik-Systeme ORS18 & TLS00 input: *cmY0* setcmykcolor*

D50: 2 Koordinatendaten; 3 stufige Farbreihen für 10 Bunttöne output: *cmY0*/000n* setcmykcolor*

Siehe ähnliche Dateien: <http://www.ps.bam.de/QG10/>
 Technische Information: <http://www.ps.bam.de/Version 2.1, io=0.0, CIELAB>

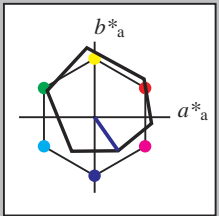
BAM-Registrierung: 20060101-QG10/10Q/Q10G03FP.PS/.PDF BAM-Material: Code=rh4ta
 Anwendung für Beurteilung und Messung von Drucker- oder Monitorssystemen
 /QG10/ Form: 4/10, Serie: 1/1, Seite: 4
 Seitenlung 4

Eingabe: Farbmétrisches Offset-Reflektiv-System ORS18

für Buntton $h^* = lab^*h = 305/360 = 0.847$
 lab^*tch und lab^*nch

D50: Buntton V
 LCH*Ma: 26 54 305
 olv*Ma: 0.0 0.0 1.0

Dreiecks-Helligkeit t^*



ORS18; adaptierte CIELAB-Daten

	$L^* = L^*_a$	a^*_a	b^*_a	$C^*_{ab,a}$	$h^*_{ab,a}$
OMa	47.94	65.39	50.52	82.63	38
YMa	90.37	-10.26	91.75	92.32	96
LMa	50.9	-62.83	34.96	71.91	151
CMa	58.62	-30.34	-45.01	54.3	236
VMa	25.72	31.1	-44.4	54.22	305
MMa	48.13	75.28	-8.36	75.74	354
NMa	18.01	0.0	0.0	0.0	0
WMa	95.41	0.0	0.0	0.0	0
RCIE	39.92	58.66	26.98	64.57	25
JCIE	81.26	-2.16	67.76	67.79	92
GCIE	52.23	-42.25	11.76	43.87	164
BCIE	30.57	1.15	-46.84	46.86	271

%Umfang
 $u^*_{rel} = 93$
 %Regularität
 $g^*_{H,rel} = 57$
 $g^*_{C,rel} = 59$

relative Inform. Technology (IT)
 olvi3* 1.0 1.0 1.0 (1.0)
 cmyn3* 0.0 0.0 0.0 (0.0)
 olvi4* 1.0 1.0 1.0 1.0
 cmyn4* 0.0 0.0 0.0 0.0

standard and adapted CIELAB
 LAB*LAB 95.41 -0.98 4.75
 LAB*LABa 95.41 0.0 0.0
 LAB*TCHa 99.99 0.01 -

relative CIELAB lab*
 lab*lab 1.0 0.0 0.0
 lab*tch 1.0 0.0 -
 lab*nch 0.0 0.0 -

relative Natural Colour (NC)
 lab*lrj 1.0 0.0 0.0
 lab*tce 1.0 0.0 -
 lab*nce 0.0 0.0 -

relative Inform. Technology (IT)
 olvi3* 0.5 0.5 0.5 (1.0)
 cmyn3* 0.5 0.5 0.5 (0.0)
 olvi4* 1.0 1.0 1.0 0.5
 cmyn4* 0.0 0.0 0.0 0.5

standard and adapted CIELAB
 LAB*LAB 56.71 -0.24 2.14
 LAB*LABa 56.71 0.0 0.0
 LAB*TCHa 50.0 0.01 -

relative CIELAB lab*
 lab*lab 0.5 0.0 0.0
 lab*tch 0.5 0.0 -
 lab*nch 0.5 0.0 -

relative Natural Colour (NC)
 lab*lrj 0.5 0.0 0.0
 lab*tce 0.5 0.0 -
 lab*nce 0.5 0.0 -

relative Inform. Technology (IT)
 olvi3* 0.0 0.0 0.0 (1.0)
 cmyn3* 1.0 1.0 1.0 (0.0)
 olvi4* 1.0 1.0 1.0 0.0
 cmyn4* 0.0 0.0 0.0 1.0

standard and adapted CIELAB
 LAB*LAB 18.02 0.5 -0.47
 LAB*LABa 18.02 0.0 0.0
 LAB*TCHa 0.01 0.01 -

relative CIELAB lab*
 lab*lab 0.0 0.0 0.0
 lab*tch 0.0 0.0 -
 lab*nch 1.0 0.0 -

relative Natural Colour (NC)
 lab*lrj 0.0 0.0 0.0
 lab*tce 0.0 0.0 -
 lab*nce 1.0 0.0 -

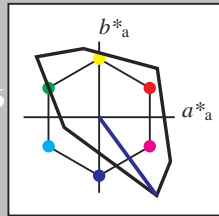
$n^* = 1.0$

Ausgabe: Farbmétrisches Fernseh-Licht-System TLS00

für Buntton $h^* = lab^*h = 306/360 = 0.851$
 lab^*tch und lab^*nch

D50: Buntton V
 LCH*Ma: 30 129 306
 olv*Ma: 0.0 0.0 1.0

Dreiecks-Helligkeit t^*



%Umfang
 $u^*_{rel} = 158$
 %Regularität
 $g^*_{H,rel} = 20$
 $g^*_{C,rel} = 37$

relative Inform. Technology (IT)
 olvi3* 1.0 1.0 1.0 (1.0)
 cmyn3* 0.0 0.0 0.0 (0.0)
 olvi4* 1.0 1.0 1.0 1.0
 cmyn4* 0.0 0.0 0.0 0.0

standard and adapted CIELAB
 LAB*LAB 95.41 0.0 0.0
 LAB*LABa 95.41 0.0 0.0
 LAB*TCHa 99.99 0.01 -

relative CIELAB lab*
 lab*lab 1.0 0.0 0.0
 lab*tch 1.0 0.0 -
 lab*nch 0.0 0.0 -

relative Natural Colour (NC)
 lab*lrj 1.0 0.0 0.0
 lab*tce 1.0 0.0 -
 lab*nce 0.0 0.0 -

relative Inform. Technology (IT)
 olvi3* 0.5 0.5 0.5 (1.0)
 cmyn3* 0.5 0.5 0.5 (0.0)
 olvi4* 1.0 1.0 1.0 0.5
 cmyn4* 0.0 0.0 0.0 0.5

standard and adapted CIELAB
 LAB*LAB 47.72 0.0 0.0
 LAB*LABa 47.72 0.0 0.0
 LAB*TCHa 50.0 0.01 -

relative CIELAB lab*
 lab*lab 0.5 0.0 0.0
 lab*tch 0.5 0.0 -
 lab*nch 0.5 0.0 -

relative Natural Colour (NC)
 lab*lrj 0.5 0.0 0.0
 lab*tce 0.5 0.0 -
 lab*nce 0.5 0.0 -

relative Inform. Technology (IT)
 olvi3* 0.0 0.0 0.0 (1.0)
 cmyn3* 1.0 1.0 1.0 (0.0)
 olvi4* 1.0 1.0 1.0 0.0
 cmyn4* 0.0 0.0 0.0 1.0

standard and adapted CIELAB
 LAB*LAB 0.03 0.0 0.0
 LAB*LABa 0.03 0.0 0.0
 LAB*TCHa 0.01 0.01 -

relative CIELAB lab*
 lab*lab 0.0 0.0 0.0
 lab*tch 0.0 0.0 -
 lab*nch 1.0 0.0 -

relative Natural Colour (NC)
 lab*lrj 0.0 0.0 0.0
 lab*tce 0.0 0.0 -
 lab*nce 1.0 0.0 -

$n^* = 1.0$

TLS00; adaptierte CIELAB-Daten

	$L^* = L^*_a$	a^*_a	b^*_a	$C^*_{ab,a}$	$h^*_{ab,a}$
OMa	50.5	76.92	64.55	100.42	40
YMa	92.66	-20.69	90.75	93.08	103
LMa	83.63	-82.75	79.9	115.04	136
CMa	86.88	-46.16	-13.55	48.12	196
VMa	30.39	76.06	-103.59	128.52	306
MMa	57.3	94.35	-58.41	110.97	328
NMa	0.01	0.0	0.0	0.0	0
WMa	95.41	0.0	0.0	0.0	0
RCIE	39.92	58.74	27.99	65.07	25
JCIE	81.26	-2.88	71.56	71.62	92
GCIE	52.23	-42.41	13.6	44.55	162
BCIE	30.57	1.41	-46.46	46.49	272

%Umfang
 $u^*_{rel} = 158$
 %Regularität
 $g^*_{H,rel} = 20$
 $g^*_{C,rel} = 37$

relative Inform. Technology (IT)
 olvi3* 0.5 0.5 1.0 (1.0)
 cmyn3* 0.5 0.5 0.0 (0.0)
 olvi4* 0.5 0.5 1.0 1.0
 cmyn4* 0.5 0.5 0.0 0.0

standard and adapted CIELAB
 LAB*LAB 62.9 38.02 -51.78
 LAB*LABa 62.9 38.02 -51.78
 LAB*TCHa 75.0 64.25 306.29

relative CIELAB lab*
 lab*lab 0.659 0.296 -0.402
 lab*tch 0.75 0.5 0.851
 lab*nch 0.0 0.5 0.851

relative Natural Colour (NC)
 lab*lrj 0.659 0.23 -0.443
 lab*tce 0.75 0.5 0.826
 lab*nce 0.0 0.5 b30r

relative Inform. Technology (IT)
 olvi3* 0.0 0.0 0.5 (1.0)
 cmyn3* 1.0 1.0 0.5 (0.0)
 olvi4* 0.5 0.5 1.0 0.5
 cmyn4* 0.5 0.5 0.0 0.5

standard and adapted CIELAB
 LAB*LAB 15.21 38.02 -51.78
 LAB*LABa 15.21 38.02 -51.78
 LAB*TCHa 25.01 64.25 306.29

relative CIELAB lab*
 lab*lab 0.159 0.296 -0.402
 lab*tch 0.25 0.5 0.851
 lab*nch 0.5 0.5 0.851

relative Natural Colour (NC)
 lab*lrj 0.159 0.23 -0.443
 lab*tce 0.25 0.5 0.826
 lab*nce 0.5 0.5 b30r

$n^* = 0.00$



Schwarzheit n^*



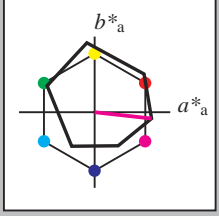
Schwarzheit n^*

Eingabe: Farbmetrisches Offset-Reflektiv-System ORS18

für Buntton $h^* = lab^*h = 354/360 = 0.982$
 lab^*tch und lab^*nch

D50: Buntton M
 LCH*Ma: 48 76 354
 olv*Ma: 1.0 0.0 1.0

Dreiecks-Helligkeit t^*



ORS18; adaptierte CIELAB-Daten

	L^*	a^*	b^*	$C^*_{ab,a}$	$h^*_{ab,a}$
OMa	47.94	65.39	50.52	82.63	38
YMa	90.37	-10.26	91.75	92.32	96
LMa	50.9	-62.83	34.96	71.91	151
CMa	58.62	-30.34	-45.01	54.3	236
VMa	25.72	31.1	-44.4	54.22	305
MMa	48.13	75.28	-8.36	75.74	354
NMa	18.01	0.0	0.0	0.0	0
WMa	95.41	0.0	0.0	0.0	0
RCIE	39.92	58.66	26.98	64.57	25
JCIE	81.26	-2.16	67.76	67.79	92
GCIE	52.23	-42.25	11.76	43.87	164
BCIE	30.57	1.15	-46.84	46.86	271

%Umfang
 $u^*_{rel} = 93$
 %Regularität
 $g^*_{H,rel} = 57$
 $g^*_{C,rel} = 59$

relative Inform. Technology (IT)

olvi3*	1.0	1.0	1.0	(1.0)
cmyn3*	0.0	0.0	0.0	(0.0)
olvi4*	1.0	1.0	1.0	1.0
cmyn4*	0.0	0.0	0.0	0.0

standard and adapted CIELAB

LAB*LAB	95.41	-0.98	4.75
LAB*LABa	95.41	0.0	0.0
LAB*TCHa	99.99	0.01	-

relative CIELAB lab*

lab*lab	1.0	0.0	0.0
lab*tch	1.0	0.0	-
lab*nch	0.0	0.0	-

relative Natural Colour (NC)

lab*lrj	1.0	0.0	0.0
lab*tce	1.0	0.0	-
lab*nce	0.0	0.0	-

relative Inform. Technology (IT)

olvi3*	0.5	0.5	0.5	(1.0)
cmyn3*	0.5	0.5	0.5	(0.0)
olvi4*	1.0	1.0	1.0	0.5
cmyn4*	0.0	0.0	0.0	0.5

standard and adapted CIELAB

LAB*LAB	56.71	-0.24	2.14
LAB*LABa	56.71	0.0	0.0
LAB*TCHa	50.0	0.01	-

relative CIELAB lab*

lab*lab	0.5	0.0	0.0
lab*tch	0.5	0.0	-
lab*nch	0.5	0.0	-

relative Natural Colour (NC)

lab*lrj	0.5	0.0	0.0
lab*tce	0.5	0.0	-
lab*nce	0.5	0.0	-

relative Inform. Technology (IT)

olvi3*	0.0	0.0	0.0	(1.0)
cmyn3*	1.0	1.0	1.0	(0.0)
olvi4*	1.0	1.0	1.0	0.0
cmyn4*	0.0	0.0	0.0	1.0

standard and adapted CIELAB

LAB*LAB	18.02	0.5	-0.47
LAB*LABa	18.02	0.0	0.0
LAB*TCHa	0.01	0.01	-

relative CIELAB lab*

lab*lab	0.0	0.0	0.0
lab*tch	0.0	0.0	-
lab*nch	1.0	0.0	-

relative Natural Colour (NC)

lab*lrj	0.0	0.0	0.0
lab*tce	0.0	0.0	-
lab*nce	1.0	0.0	-

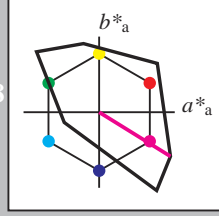
$n^* = 1.0$

Ausgabe: Farbmetrisches Fernseh-Licht-System TLS00

für Buntton $h^* = lab^*h = 328/360 = 0.912$
 lab^*tch und lab^*nch

D50: Buntton M
 LCH*Ma: 57 111 328
 olv*Ma: 1.0 0.0 1.0

Dreiecks-Helligkeit t^*



relative Inform. Technology (IT)

olvi3*	1.0	1.0	1.0	(1.0)
cmyn3*	0.0	0.0	0.0	(0.0)
olvi4*	1.0	1.0	1.0	1.0
cmyn4*	0.0	0.0	0.0	0.0

standard and adapted CIELAB

LAB*LAB	95.41	0.0	0.0
LAB*LABa	95.41	0.0	0.0
LAB*TCHa	99.99	0.01	-

relative CIELAB lab*

lab*lab	1.0	0.0	0.0
lab*tch	1.0	0.0	-
lab*nch	0.0	0.0	-

relative Natural Colour (NC)

lab*lrj	1.0	0.0	0.0
lab*tce	1.0	0.0	-
lab*nce	0.0	0.0	-

%Umfang
 $u^*_{rel} = 158$
 %Regularität
 $g^*_{H,rel} = 20$
 $g^*_{C,rel} = 37$

relative Inform. Technology (IT)

olvi3*	0.5	0.5	0.5	(1.0)
cmyn3*	0.5	0.5	0.5	(0.0)
olvi4*	1.0	1.0	1.0	0.5
cmyn4*	0.0	0.0	0.0	0.5

standard and adapted CIELAB

LAB*LAB	47.72	0.0	0.0
LAB*LABa	47.72	0.0	0.0
LAB*TCHa	50.0	0.01	-

relative CIELAB lab*

lab*lab	0.5	0.0	0.0
lab*tch	0.5	0.0	-
lab*nch	0.5	0.0	-

relative Natural Colour (NC)

lab*lrj	0.5	0.0	0.0
lab*tce	0.5	0.0	-
lab*nce	0.5	0.0	-

relative Inform. Technology (IT)

olvi3*	0.0	0.0	0.0	(1.0)
cmyn3*	1.0	1.0	1.0	(0.0)
olvi4*	1.0	1.0	1.0	0.0
cmyn4*	0.0	0.0	0.0	1.0

standard and adapted CIELAB

LAB*LAB	0.03	0.0	0.0
LAB*LABa	0.03	0.0	0.0
LAB*TCHa	0.01	0.01	-

relative CIELAB lab*

lab*lab	0.0	0.0	0.0
lab*tch	0.0	0.0	-
lab*nch	1.0	0.0	-

relative Natural Colour (NC)

lab*lrj	0.0	0.0	0.0
lab*tce	0.0	0.0	-
lab*nce	1.0	0.0	-

$n^* = 1.0$

relative Inform. Technology (IT)

olvi3*	1.0	0.5	1.0	(1.0)
cmyn3*	0.0	0.5	0.0	(0.0)
olvi4*	1.0	0.5	1.0	1.0
cmyn4*	0.0	0.5	0.0	1.0

standard and adapted CIELAB

LAB*LAB	71.77	37.1	-1.01
LAB*LABa	71.77	37.63	-4.17
LAB*TCHa	75.0	37.86	353.66

relative CIELAB lab*

lab*lab	0.695	0.497	-0.054
lab*tch	0.75	0.5	0.982
lab*nch	0.0	0.5	0.982

relative Natural Colour (NC)

lab*lrj	0.695	0.454	-0.208
lab*tce	0.75	0.5	0.932
lab*nce	0.0	0.5	0.72r

relative Inform. Technology (IT)

olvi3*	0.5	0.0	0.5	(1.0)
cmyn3*	0.5	1.0	0.5	(0.0)
olvi4*	1.0	0.5	1.0	0.5
cmyn4*	0.0	0.5	0.0	0.5

standard and adapted CIELAB

LAB*LAB	33.07	37.84	-3.62
LAB*LABa	33.07	37.63	-4.17
LAB*TCHa	25.01	37.86	353.66

relative CIELAB lab*

lab*lab	0.195	0.497	-0.054
lab*tch	0.25	0.5	0.982
lab*nch	0.5	0.5	0.982

relative Natural Colour (NC)

lab*lrj	0.195	0.454	-0.208
lab*tce	0.25	0.5	0.932
lab*nce	0.5	0.5	0.72r

relative Inform. Technology (IT)

olvi3*	0.5	0.0	0.5	(1.0)
cmyn3*	0.5	1.0	0.5	(0.0)
olvi4*	1.0	1.0	1.0	0.0
cmyn4*	0.0	0.0	0.0	1.0

standard and adapted CIELAB

LAB*LAB	0.03	0.0	0.0
LAB*LABa	0.03	0.0	0.0
LAB*TCHa	0.01	0.01	-

relative CIELAB lab*

lab*lab	0.0	0.0	0.0
lab*tch	0.0	0.0	-
lab*nch	1.0	0.0	-

relative Natural Colour (NC)

lab*lrj	0.0	0.0	0.0
lab*tce	0.0	0.0	-
lab*nce	1.0	0.0	-

$n^* = 0.50$

relative Inform. Technology (IT)

olvi3*	1.0	0.0	1.0	(1.0)
cmyn3*	0.0	1.0	0.0	(0.0)
olvi4*	1.0	0.0	1.0	1.0
cmyn4*	0.0	1.0	0.0	1.0

standard and adapted CIELAB

LAB*LAB	48.13	75.18	-6.79
LAB*LABa	48.13	75.26	-8.35
LAB*TCHa	50.0	75.73	353.66

relative CIELAB lab*

lab*lab	0.389	0.994	-0.109
lab*tch	0.5	1.0	0.982
lab*nch	0.0	1.0	0.982

relative Natural Colour (NC)

lab*lrj	0.389	0.909	-0.416
lab*tce	0.5	1.0	0.932
lab*nce	0.0	1.0	0.72r

relative Inform. Technology (IT)

olvi3*	0.5	0.5	0.5	(1.0)
cmyn3*	0.5	0.5	0.5	(0.0)
olvi4*	1.0	1.0	1.0	0.5
cmyn4*	0.0	0.0	0.0	0.5

standard and adapted CIELAB

LAB*LAB	47.72	0.0	0.0
LAB*LABa	47.72	0.0	0.0
LAB*TCHa	50.0	0.01	-

relative CIELAB lab*

lab*lab	0.5	0.0	0.0
lab*tch	0.5	0.0	-
lab*nch	0.5	0.0	-

relative Natural Colour (NC)

lab*lrj	0.5	0.0	0.0
lab*tce	0.5	0.0	-
lab*nce	0.5	0.0	-

relative Inform. Technology (IT)

olvi3*	0.0	0.0	0.0	(1.0)
cmyn3*	1.0	1.0	1.0	(0.0)
olvi4*	1.0	1.0	1.0	0.0
cmyn4*	0.0	0.0	0.0	1.0

standard and adapted CIELAB

LAB*LAB	0.03	0.0	0.0
LAB*LABa	0.03	0.0	0.0
LAB*TCHa	0.01	0.01	-

$n^* = 0.00$

relative Inform. Technology (IT)

olvi3*	1.0	0.5	1.0	(1.0)
cmyn3*	0.0	0.5	0.0	(0.0)
olvi4*	1.0	0.5	1.0	1.0
cmyn4*	0.0	0.5	0.0	1.0

standard and adapted CIELAB

LAB*LAB	76.35	47.17	-29.19
LAB*LABa	76.35	47.17	-29.19
LAB*TCHa	75.0	55.47	328.23

relative CIELAB lab*

lab*lab	0.8	0.425	-0.262
lab*tch	0.75	0.5	0.912
lab*nch	0.0	0.5	0.912

relative Natural Colour (NC)

lab*lrj	0.8	0.352	-0.354
lab*tce	0.75	0.5	0.874
lab*nce	0.0	0.5	0.49r

relative Inform. Technology (IT)

olvi3*	0.5	0.0	0.5	(1.0)
cmyn3*	0.5	1.0	0.5	(0.0)
olvi4*	1.0	0.5	1.0	0.5
cmyn4*	0.0	0.5	0.0	0.5

standard and adapted CIELAB

LAB*LAB	28.66	47.17	-29.19
LAB*LABa	28.66	47.17	-29.19
LAB*TCHa	25.01	55.47	328.23

relative CIELAB lab*

lab*lab	0.3	0.425	-0.262
lab*tch	0.25	0.5	0.912
lab*nch	0.5	0.5	0.912

relative Natural Colour (NC)

lab*lrj	0.3	0.352	-0.354
lab*tce	0.25	0.5	0.874
lab*nce	0.5	0.5	0.49r

relative Inform. Technology (IT)

olvi3*	0.0	0.0	0.0	(1.0)
cmyn3*	1.0	1.0	1.0	(0.0)
olvi4*	1.0	1.0	1.0	0.0
cmyn4*	0.0	0.0	0.0	1.0

standard and adapted CIELAB

LAB*LAB	0.03	0.0	0.0
LAB*LABa	0.03	0.0	0.0
LAB*TCHa	0.01	0.01	-

relative CIELAB lab*

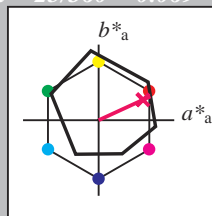
lab*lab	0.0	0.0	0.0
---------	-----	-----	-----

Eingabe: Farbmatisches Offset-Reflektiv-System ORS18

für Buntton $h^* = lab^*h = 25/360 = 0.069$
 lab^*tch und lab^*nch

D50: Buntton R
 LCH*Ma: 48 75 25
 olv*Ma: 1.0 0.0 0.32

Dreiecks-Helligkeit t^*



ORS18; adaptierte CIELAB-Daten

	$L^*=L^*_a$	a^*_a	b^*_a	$C^*_{ab,a}$	$h^*_{ab,a}$
OMa	47.94	65.39	50.52	82.63	38
YMa	90.37	-10.26	91.75	92.32	96
LMa	50.9	-62.83	34.96	71.91	151
CMa	58.62	-30.34	-45.01	54.3	236
VMa	25.72	31.1	-44.4	54.22	305
MMa	48.13	75.28	-8.36	75.74	354
NMa	18.01	0.0	0.0	0.0	0
WMa	95.41	0.0	0.0	0.0	0
RCIE	39.92	58.66	26.98	64.57	25
JCIE	81.26	-2.16	67.76	67.79	92
GCIE	52.23	-42.25	11.76	43.87	164
BCIE	30.57	1.15	-46.84	46.86	271

%Umfang

$u^*_{rel} = 93$

%Regularität

$g^*_{H,rel} = 57$

$g^*_{C,rel} = 59$

relative Inform. Technology (IT)

olvi3*	1.0	1.0	1.0	(1.0)
cmyn3*	0.0	0.0	0.0	(0.0)
olvi4*	1.0	1.0	1.0	1.0
cmyn4*	0.0	0.0	0.0	0.0

standard and adapted CIELAB

LAB*LAB	95.41	-0.98	4.75
LAB*LABa	95.41	0.0	0.0
LAB*TCHa	99.99	0.01	-

relative CIELAB lab*

lab*lab	1.0	0.0	0.0
lab*tch	1.0	0.0	-
lab*nch	0.0	0.0	-

relative Natural Colour (NC)

lab*lrj	1.0	0.0	0.0
lab*tce	1.0	0.0	-
lab*nce	0.0	0.0	-

relative Inform. Technology (IT)

olvi3*	0.5	0.5	0.5	(1.0)
cmyn3*	0.0	0.5	0.5	(0.0)
olvi4*	1.0	1.0	1.0	0.5
cmyn4*	0.0	0.0	0.0	0.5

standard and adapted CIELAB

LAB*LAB	56.71	-0.24	2.14
LAB*LABa	56.71	0.0	0.0
LAB*TCHa	50.0	0.01	-

relative CIELAB lab*

lab*lab	0.5	0.0	0.0
lab*tch	0.5	0.0	-
lab*nch	0.5	0.0	-

relative Natural Colour (NC)

lab*lrj	0.5	0.0	0.0
lab*tce	0.5	0.0	-
lab*nce	0.5	0.0	-

relative Inform. Technology (IT)

olvi3*	0.0	0.0	0.0	(1.0)
cmyn3*	1.0	1.0	1.0	(0.0)
olvi4*	1.0	1.0	1.0	0.0
cmyn4*	0.0	0.0	0.0	1.0

standard and adapted CIELAB

LAB*LAB	18.02	0.5	-0.47
LAB*LABa	18.02	0.0	0.0
LAB*TCHa	0.01	0.01	-

relative CIELAB lab*

lab*lab	0.0	0.0	0.0
lab*tch	0.0	0.0	-
lab*nch	1.0	0.0	-

relative Natural Colour (NC)

lab*lrj	0.0	0.0	0.0
lab*tce	0.0	0.0	-
lab*nce	1.0	0.0	-

$n^* = 1.0$

relative Inform. Technology (IT)

olvi3*	1.0	0.5	0.661	(1.0)
cmyn3*	0.0	0.5	0.339	(0.0)
olvi4*	1.0	0.5	0.661	1.0
cmyn4*	0.0	0.5	0.339	0.0

standard and adapted CIELAB

LAB*LAB	71.7	33.75	18.92
LAB*LABa	71.7	34.28	15.76
LAB*TCHa	75.0	37.73	24.7

relative CIELAB lab*

lab*lab	0.694	0.454	0.209
lab*tch	0.75	0.5	0.069
lab*nch	0.0	0.5	0.069

relative Natural Colour (NC)

lab*lrj	0.694	0.5	0.0
lab*tce	0.75	0.5	1.0
lab*nce	0.0	0.5	0.99r

relative Inform. Technology (IT)

olvi3*	0.5	0.0	0.161	(1.0)
cmyn3*	0.5	1.0	0.839	(0.0)
olvi4*	1.0	0.5	0.661	0.5
cmyn4*	0.0	0.5	0.339	0.5

standard and adapted CIELAB

LAB*LAB	33.01	34.49	16.31
LAB*LABa	33.01	34.28	15.77
LAB*TCHa	25.01	37.73	24.7

relative CIELAB lab*

lab*lab	0.194	0.454	0.209
lab*tch	0.25	0.5	0.069
lab*nch	0.5	0.5	0.069

relative Natural Colour (NC)

lab*lrj	0.194	0.5	0.0
lab*tce	0.25	0.5	0.0
lab*nce	0.5	0.5	0.0j

$n^* = 0.00$

Schwarzheit n^*

relative Buntheit c^*

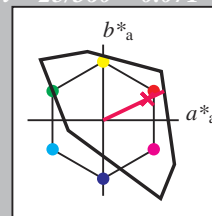
0,25 0,50 $n^* = 0.50$ 0,75 1,00

Ausgabe: Farbmatisches Fernseh-Licht-System TLS00

für Buntton $h^* = lab^*h = 25/360 = 0.071$
 lab^*tch und lab^*nch

D50: Buntton R
 LCH*Ma: 52 89 25
 olv*Ma: 1.0 0.0 0.21

Dreiecks-Helligkeit t^*



%Umfang

$u^*_{rel} = 158$

%Regularität

$g^*_{H,rel} = 20$

$g^*_{C,rel} = 37$

relative Inform. Technology (IT)

olvi3*	1.0	1.0	1.0	(1.0)
cmyn3*	0.0	0.0	0.0	(0.0)
olvi4*	1.0	1.0	1.0	1.0
cmyn4*	0.0	0.0	0.0	0.0

standard and adapted CIELAB

LAB*LAB	95.41	0.0	0.0
LAB*LABa	95.41	0.0	0.0
LAB*TCHa	99.99	0.01	-

relative CIELAB lab*

lab*lab	1.0	0.0	0.0
lab*tch	1.0	0.0	-
lab*nch	0.0	0.0	-

relative Natural Colour (NC)

lab*lrj	1.0	0.0	0.0
lab*tce	1.0	0.0	-
lab*nce	0.0	0.0	-

relative Inform. Technology (IT)

olvi3*	0.5	0.5	0.5	(1.0)
cmyn3*	0.0	0.5	0.5	(0.0)
olvi4*	1.0	1.0	1.0	0.5
cmyn4*	0.0	0.0	0.0	0.5

standard and adapted CIELAB

LAB*LAB	47.72	0.0	0.0
LAB*LABa	47.72	0.0	0.0
LAB*TCHa	50.0	0.01	-

relative CIELAB lab*

lab*lab	0.5	0.0	0.0
lab*tch	0.5	0.0	-
lab*nch	0.5	0.0	-

relative Natural Colour (NC)

lab*lrj	0.5	0.0	0.0
lab*tce	0.5	0.0	-
lab*nce	0.5	0.0	-

relative Inform. Technology (IT)

olvi3*	0.0	0.0	0.0	(1.0)
cmyn3*	1.0	1.0	1.0	(0.0)
olvi4*	1.0	1.0	1.0	0.0
cmyn4*	0.0	0.0	0.0	1.0

standard and adapted CIELAB

LAB*LAB	0.03	0.0	0.0
LAB*LABa	0.03	0.0	0.0
LAB*TCHa	0.01	0.01	-

relative CIELAB lab*

lab*lab	0.0	0.0	0.0
lab*tch	0.0	0.0	-
lab*nch	1.0	0.0	-

relative Natural Colour (NC)

lab*lrj	0.0	0.0	0.0
lab*tce	0.0	0.0	-
lab*nce	1.0	0.0	-

$n^* = 1.0$

TLS00; adaptierte CIELAB-Daten

	$L^*=L^*_a$	a^*_a	b^*_a	$C^*_{ab,a}$	$h^*_{ab,a}$
OMa	50.5	76.92	64.55	100.42	40
YMa	92.66	-20.69	90.75	93.08	103
LMa	83.63	-82.75	79.9	115.04	136
CMa	86.88	-46.16	-13.55	48.12	196
VMa	30.39	76.06	-103.59	128.52	306
MMa	57.3	94.35	-58.41	110.97	328
NMa	0.01	0.0	0.0	0.0	0
WMa	95.41	0.0	0.0	0.0	0
RCIE	39.92	58.74	27.99	65.07	25
JCIE	81.26	-2.88	71.56	71.62	92
GCIE	52.23	-42.41	13.6	44.55	162
BCIE	30.57	1.41	-46.46	46.49	272

relative Inform. Technology (IT)

olvi3*	1.0	0.5	0.606	(1.0)
cmyn3*	0.0	0.5	0.394	(0.0)
olvi4*	1.0	0.5	0.606	1.0
cmyn4*	0.0	0.5	0.394	0.0

standard and adapted CIELAB

LAB*LAB	73.67	40.3	19.2
LAB*LABa	73.67	40.3	19.2
LAB*TCHa	75.0	44.64	25.47

relative CIELAB lab*

lab*lab	0.772	0.451	0.215
lab*tch	0.75	0.5	0.071
lab*nch	0.0	0.5	0.071

relative Natural Colour (NC)

lab*lrj	0.772	0.5	0.0
lab*tce	0.75	0.5	1.0
lab*nce	0.0	0.5	0.99r

relative Inform. Technology (IT)

olvi3*	0.5	0.0	0.106	(1.0)
cmyn3*	0.5	1.0	0.894	(0.0)
olvi4*	1.0	0.5	0.606	0.5
cmyn4*	0.0	0.5	0.394	0.5

standard and adapted CIELAB

LAB*LAB	25.98	40.3	19.21
LAB*LABa	25.98	40.3	19.21
LAB*TCHa	25.01	44.65	25.49

relative CIELAB lab*

lab*lab	0.272	0.451	0.215
lab*tch	0.25	0.5	0.071
lab*nch	0.5	0.5	0.071

relative Natural Colour (NC)

lab*lrj	0.272	0.5	0.0
lab*tce	0.25	0.5	0.0
lab*nce	0.5	0.5	0.0j

$n^* = 0.00$

Schwarzheit n^*

relative Buntheit c^*

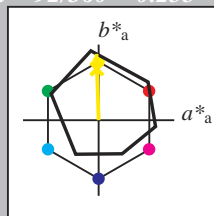
0,25 0,50 $n^* = 0.50$ 0,75 1,00

Eingabe: Farbmatisches Offset-Refektiv-System ORS18

für Buntton $h^* = lab^*h = 92/360 = 0.255$
 lab^*tch und lab^*nch

D50: Buntton J
 LCH*Ma: 86 88 92
 olv*Ma: 1.0 0.9 0.0

Dreiecks-Helligkeit t^*



ORS18; adaptierte CIELAB-Daten

	$L^*=L^*_a$	a^*_a	b^*_a	$C^*_{ab,a}$	$h^*_{ab,a}$
OMa	47.94	65.39	50.52	82.63	38
YMa	90.37	-10.26	91.75	92.32	96
LMa	50.9	-62.83	34.96	71.91	151
CMa	58.62	-30.34	-45.01	54.3	236
VMa	25.72	31.1	-44.4	54.22	305
MMa	48.13	75.28	-8.36	75.74	354
NMa	18.01	0.0	0.0	0.0	0
WMa	95.41	0.0	0.0	0.0	0
RCIE	39.92	58.66	26.98	64.57	25
JCIE	81.26	-2.16	67.76	67.79	92
GCIE	52.23	-42.25	11.76	43.87	164
BCIE	30.57	1.15	-46.84	46.86	271

%Umfang

$u^*_{rel} = 93$

%Regularität

$g^*_{H,rel} = 57$

$g^*_{C,rel} = 59$

relative Inform. Technology (IT)

olvi3*	1.0	1.0	1.0	(1.0)
cmyn3*	0.0	0.0	0.0	(0.0)
olvi4*	1.0	1.0	1.0	1.0
cmyn4*	0.0	0.0	0.0	0.0

standard and adapted CIELAB

LAB*LAB	95.41	-0.98	4.75
LAB*LABa	95.41	0.0	0.0
LAB*TCHa	99.99	0.01	-

relative CIELAB lab*

lab*lab	1.0	0.0	0.0
lab*tch	1.0	0.0	-
lab*nch	0.0	0.0	-

relative Natural Colour (NC)

lab*lrj	1.0	0.0	0.0
lab*tce	1.0	0.0	-
lab*nce	0.0	0.0	-

relative Inform. Technology (IT)

olvi3*	0.5	0.5	0.5	(1.0)
cmyn3*	0.5	0.5	0.5	(0.0)
olvi4*	1.0	1.0	1.0	0.5
cmyn4*	0.0	0.0	0.0	0.5

standard and adapted CIELAB

LAB*LAB	56.71	-0.24	2.14
LAB*LABa	56.71	0.0	0.0
LAB*TCHa	50.0	0.01	-

relative CIELAB lab*

lab*lab	0.5	0.0	0.0
lab*tch	0.5	0.0	-
lab*nch	0.5	0.0	-

relative Natural Colour (NC)

lab*lrj	0.5	0.0	0.0
lab*tce	0.5	0.0	-
lab*nce	0.5	0.0	-

relative Inform. Technology (IT)

olvi3*	0.0	0.0	0.0	(1.0)
cmyn3*	1.0	1.0	1.0	(0.0)
olvi4*	1.0	1.0	1.0	0.0
cmyn4*	0.0	0.0	0.0	1.0

standard and adapted CIELAB

LAB*LAB	18.02	0.5	-0.47
LAB*LABa	18.02	0.0	0.0
LAB*TCHa	0.01	0.01	-

relative CIELAB lab*

lab*lab	0.0	0.0	0.0
lab*tch	0.0	0.0	-
lab*nch	1.0	0.0	-

relative Natural Colour (NC)

lab*lrj	0.0	0.0	0.0
lab*tce	0.0	0.0	-
lab*nce	1.0	0.0	-

$n^* = 1.0$

relative Inform. Technology (IT)

olvi3*	1.0	0.951	0.5	(1.0)
cmyn3*	0.0	0.049	0.5	(0.0)
olvi4*	1.0	0.951	0.5	1.0
cmyn4*	0.0	0.049	0.5	0.0

standard and adapted CIELAB

LAB*LAB	90.8	-2.3	48.29
LAB*LABa	90.8	-1.4	43.84
LAB*TCHa	75.0	43.86	91.85

relative CIELAB lab*

lab*lab	0.94	-0.015	0.5
lab*tch	0.75	0.5	0.255
lab*nch	0.0	0.5	0.255

relative Natural Colour (NC)

lab*lrj	0.94	0.0	0.5
lab*tce	0.75	0.5	0.25
lab*nce	0.0	0.5	j00g

relative Inform. Technology (IT)

olvi3*	0.5	0.451	0.0	(1.0)
cmyn3*	0.5	0.549	1.0	(0.0)
olvi4*	1.0	0.951	0.5	0.5
cmyn4*	0.0	0.049	0.5	0.5

standard and adapted CIELAB

LAB*LAB	52.1	-1.55	45.67
LAB*LABa	52.1	-1.39	43.83
LAB*TCHa	25.01	43.86	91.84

relative CIELAB lab*

lab*lab	0.44	-0.015	0.5
lab*tch	0.25	0.5	0.255
lab*nch	0.5	0.5	0.255

relative Natural Colour (NC)

lab*lrj	0.44	0.0	0.5
lab*tce	0.25	0.5	0.25
lab*nce	0.5	0.5	r9j

relative Inform. Technology (IT)

olvi3*	0.0	0.0	0.0	(1.0)
cmyn3*	1.0	1.0	1.0	(0.0)
olvi4*	1.0	1.0	1.0	0.0
cmyn4*	0.0	0.0	0.0	1.0

standard and adapted CIELAB

LAB*LAB	0.03	0.0	0.0
LAB*LABa	0.03	0.0	0.0
LAB*TCHa	0.01	0.01	-

relative CIELAB lab*

lab*lab	0.0	0.0	0.0
lab*tch	0.0	0.0	-
lab*nch	1.0	0.0	-

relative Natural Colour (NC)

lab*lrj	0.0	0.0	0.0
lab*tce	0.0	0.0	-
lab*nce	1.0	0.0	-

$n^* = 0.50$

relative Inform. Technology (IT)

olvi3*	1.0	0.901	0.0	(1.0)
cmyn3*	0.0	0.099	1.0	(0.0)
olvi4*	1.0	0.902	0.0	1.0
cmyn4*	0.0	0.098	1.0	0.0

standard and adapted CIELAB

LAB*LAB	86.19	-3.62	91.81
LAB*LABa	86.19	-2.81	87.67
LAB*TCHa	50.0	87.72	91.84

relative CIELAB lab*

lab*lab	0.881	-0.031	0.999
lab*tch	0.5	1.0	0.255
lab*nch	0.0	1.0	0.255

relative Natural Colour (NC)

lab*lrj	0.881	0.0	1.0
lab*tce	0.5	1.0	0.25
lab*nce	0.0	1.0	j00g

relative Inform. Technology (IT)

olvi3*	0.0	0.0	0.0	(1.0)
cmyn3*	1.0	1.0	1.0	(0.0)
olvi4*	1.0	1.0	1.0	0.0
cmyn4*	0.0	0.0	0.0	1.0

standard and adapted CIELAB

LAB*LAB	0.03	0.0	0.0
LAB*LABa	0.03	0.0	0.0
LAB*TCHa	0.01	0.01	-

relative CIELAB lab*

lab*lab	0.0	0.0	0.0
lab*tch	0.0	0.0	-
lab*nch	1.0	0.0	-

relative Natural Colour (NC)

lab*lrj	0.0	0.0	0.0
lab*tce	0.0	0.0	-
lab*nce	1.0	0.0	-

$n^* = 0.00$

Schwarzheit n^*

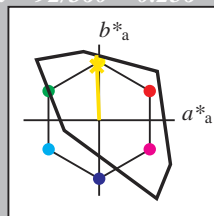
relative Buntheit c^*

Ausgabe: Farbmatisches Fernseh-Licht-System TLS00

für Buntton $h^* = lab^*h = 92/360 = 0.256$
 lab^*tch und lab^*nch

D50: Buntton J
 LCH*Ma: 85 86 92
 olv*Ma: 1.0 0.82 0.0

Dreiecks-Helligkeit t^*



TLS00; adaptierte CIELAB-Daten

	$L^*=L^*_a$	a^*_a	b^*_a	$C^*_{ab,a}$	$h^*_{ab,a}$
OMa	50.5	76.92	64.55	100.42	40
YMa	92.66	-20.69	90.75	93.08	103
LMa	83.63	-82.75	79.9	115.04	136
CMa	86.88	-46.16	-13.55	48.12	196
VMa	30.39	76.06	-103.59	128.52	306
MMa	57.3	94.35	-58.41	110.97	328
NMa	0.01	0.0	0.0	0.0	0
WMa	95.41	0.0	0.0	0.0	0
RCIE	39.92	58.74	27.99	65.07	25
JCIE	81.26	-2.88	71.56	71.62	92
GCIE	52.23	-42.41	13.6	44.55	162
BCIE	30.57	1.41	-46.46	46.49	272

%Umfang

$u^*_{rel} = 158$

%Regularität

$g^*_{H,rel} = 20$

$g^*_{C,rel} = 37$

relative Inform. Technology (IT)

olvi3*	1.0	1.0	1.0	(1.0)
cmyn3*	0.0	0.0	0.0	(0.0)
olvi4*	1.0	1.0	1.0	1.0
cmyn4*	0.0	0.0	0.0	0.0

standard and adapted CIELAB

LAB*LAB	95.41	0.0	0.0
LAB*LABa	95.41	0.0	0.0
LAB*TCHa	99.99	0.01	-

relative CIELAB lab*

lab*lab	1.0	0.0	0.0
lab*tch	1.0	0.0	-
lab*nch	0.0	0.0	-

relative Natural Colour (NC)

lab*lrj	1.0	0.0	0.0
lab*tce	1.0	0.0	-
lab*nce	0.0	0.0	-

relative Inform. Technology (IT)

olvi3*	0.5	0.5	0.5	(1.0)
cmyn3*	0.5	0.5	0.5	(0.0)
olvi4*	1.0	1.0	1.0	0.5
cmyn4*	0.0	0.0	0.0	0.5

standard and adapted CIELAB

LAB*LAB	47.72	0.0	0.0
LAB*LABa	47.72	0.0	0.0
LAB*TCHa	50.0	0.01	-

relative CIELAB lab*

lab*lab	0.5	0.0	0.0
lab*tch	0.5	0.0	-
lab*nch	0.5	0.0	-

relative Natural Colour (NC)

lab*lrj	0.5	0.0	0.0
lab*tce	0.5	0.0	-
lab*nce	0.5	0.0	-

relative Inform. Technology (IT)

olvi3*	0.0	0.0	0.0	(1.0)
cmyn3*	1.0	1.0	1.0	(0.0)
olvi4*	1.0	1.0	1.0	0.0
cmyn4*	0.0	0.0	0.0	1.0

standard and adapted CIELAB

LAB*LAB	0.03	0.0	0.0
LAB*LABa	0.03	0.0	0.0
LAB*TCHa	0.01	0.01	-

relative CIELAB lab*

lab*lab	0.0	0.0	0.0
lab*tch	0.0	0.0	-
lab*nch	1.0	0.0	-

relative Natural Colour (NC)

lab*lrj	0.0	0.0	0.0
lab*tce	0.0	0.0	-
lab*nce	1.0	0.0	-

$n^* = 0.00$

Schwarzheit n^*

relative Buntheit c^*

relative Inform. Technology (IT)

olvi3*	1.0	0.912	0.5	(1.0)
cmyn3*	0.0	0.088	0.5	(0.0)
olvi4*	1.0	0.912	0.5	1.0
cmyn4*	0.0	0.088	0.5	0.0

standard and adapted CIELAB

LAB*LAB	90.31	-1.74	43.06
LAB*LABa	90.31	-1.74	43.06
LAB*TCHa	75.0	43.09	92.32

relative CIELAB lab*

lab*lab	0.947	-0.019	0.499
lab*tch	0.75	0.5	0.256
lab*nch	0.0	0.5	0.256

relative Natural Colour (NC)

lab*lrj	0.947	0.0	0.5
lab*tce	0.75	0.5	0.25
lab*nce	0.0	0.5	j00g

relative Inform. Technology (IT)

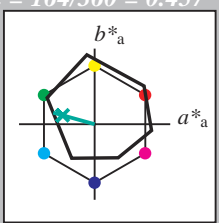
olvi3*	0.5	0.412	0.0	(1.0)
--------	-----	-------	-----	-------

Eingabe: Farbmatisches Offset-Refektiv-System ORS18

für Buntton $h^* = lab^*h = 164/360 = 0.457$
 lab^*tch und lab^*nch

D50: Buntton G
 LCH*Ma: 53 57 164
 olv*Ma: 0.0 1.0 0.25

Dreiecks-Helligkeit t^*



ORS18; adaptierte CIELAB-Daten

	$L^*=L^*_a$	a^*_a	b^*_a	$C^*_{ab,a}$	$h^*_{ab,a}$
OMa	47.94	65.39	50.52	82.63	38
YMa	90.37	-10.26	91.75	92.32	96
LMa	50.9	-62.83	34.96	71.91	151
CMa	58.62	-30.34	-45.01	54.3	236
VMa	25.72	31.1	-44.4	54.22	305
MMa	48.13	75.28	-8.36	75.74	354
NMa	18.01	0.0	0.0	0.0	0
WMa	95.41	0.0	0.0	0.0	0
RCIE	39.92	58.66	26.98	64.57	25
JCIE	81.26	-2.16	67.76	67.79	92
GCIE	52.23	-42.25	11.76	43.87	164
BCIE	30.57	1.15	-46.84	46.86	271

%Umfang
 $u^*_{rel} = 93$
 %Regularität
 $g^*_{H,rel} = 57$
 $g^*_{C,rel} = 59$

relative Inform. Technology (IT)

olvi3*	1.0	1.0	1.0	(1.0)
cmyn3*	0.0	0.0	0.0	(0.0)
olvi4*	1.0	1.0	1.0	1.0
cmyn4*	0.0	0.0	0.0	0.0

standard and adapted CIELAB

LAB*LAB	95.41	-0.98	4.75
LAB*LABa	95.41	0.0	0.0
LAB*TCHa	99.99	0.01	-

relative CIELAB lab*

lab*lab	1.0	0.0	0.0
lab*tch	1.0	0.0	-
lab*nch	0.0	0.0	-

relative Natural Colour (NC)

lab*lrj	1.0	0.0	0.0
lab*tce	1.0	0.0	-
lab*nce	0.0	0.0	-

relative Inform. Technology (IT)

olvi3*	0.5	0.5	0.5	(1.0)
cmyn3*	0.5	0.5	0.5	(0.0)
olvi4*	1.0	1.0	1.0	0.5
cmyn4*	0.0	0.0	0.0	0.5

standard and adapted CIELAB

LAB*LAB	56.71	-0.24	2.14
LAB*LABa	56.71	0.0	0.0
LAB*TCHa	50.0	0.01	-

relative CIELAB lab*

lab*lab	0.5	0.0	0.0
lab*tch	0.5	0.0	-
lab*nch	0.5	0.0	-

relative Natural Colour (NC)

lab*lrj	0.5	0.0	0.0
lab*tce	0.5	0.0	-
lab*nce	0.5	0.0	-

relative Inform. Technology (IT)

olvi3*	0.0	0.0	0.0	(1.0)
cmyn3*	1.0	1.0	1.0	(0.0)
olvi4*	1.0	1.0	1.0	0.0
cmyn4*	0.0	0.0	0.0	1.0

standard and adapted CIELAB

LAB*LAB	18.02	0.5	-0.47
LAB*LABa	18.02	0.0	0.0
LAB*TCHa	0.01	0.01	-

relative CIELAB lab*

lab*lab	0.0	0.0	0.0
lab*tch	0.0	0.0	-
lab*nch	1.0	0.0	-

relative Natural Colour (NC)

lab*lrj	0.0	0.0	0.0
lab*tce	0.0	0.0	-
lab*nce	1.0	0.0	-

$n^* = 1.0$

relative Inform. Technology (IT)

olvi3*	0.5	1.0	0.623	(1.0)
cmyn3*	0.5	0.0	0.377	(0.0)
olvi4*	0.5	1.0	0.623	1.0
cmyn4*	0.5	0.0	0.377	0.0

standard and adapted CIELAB

LAB*LAB	74.1	-27.98	10.94
LAB*LABa	74.1	-27.4	7.62
LAB*TCHa	75.0	28.45	164.46

relative CIELAB lab*

lab*lab	0.725	-0.481	0.134
lab*tch	0.75	0.5	0.457
lab*nch	0.0	0.5	0.457

relative Natural Colour (NC)

lab*lrj	0.725	-0.499	0.0
lab*tce	0.75	0.5	0.5
lab*nce	0.0	0.5	g00b

relative Inform. Technology (IT)

olvi3*	0.0	0.5	0.123	(1.0)
cmyn3*	1.0	0.5	0.877	(0.0)
olvi4*	0.5	1.0	0.623	0.5
cmyn4*	0.5	0.0	0.377	0.5

standard and adapted CIELAB

LAB*LAB	35.41	-27.24	8.34
LAB*LABa	35.41	-27.4	7.63
LAB*TCHa	25.01	28.46	164.44

relative CIELAB lab*

lab*lab	0.225	-0.481	0.134
lab*tch	0.25	0.5	0.457
lab*nch	0.5	0.5	0.457

relative Natural Colour (NC)

lab*lrj	0.225	-0.499	0.0
lab*tce	0.25	0.5	0.5
lab*nce	0.5	0.5	199g

$n^* = 0.50$

relative Inform. Technology (IT)

olvi3*	0.0	1.0	0.246	(1.0)
cmyn3*	1.0	0.0	0.754	(0.0)
olvi4*	0.0	1.0	0.246	1.0
cmyn4*	1.0	0.0	0.754	0.0

standard and adapted CIELAB

LAB*LAB	52.8	-54.98	17.14
LAB*LABa	52.8	-54.81	15.26
LAB*TCHa	50.0	56.91	164.45

relative CIELAB lab*

lab*lab	0.45	-0.962	0.268
lab*tch	0.5	1.0	0.457
lab*nch	0.0	1.0	0.457

relative Natural Colour (NC)

lab*lrj	0.45	-0.999	0.0
lab*tce	0.5	1.0	0.5
lab*nce	0.0	1.0	199g

$n^* = 0.00$

Schwarzheit n^*

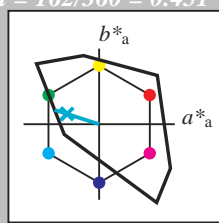
relative Buntheit c^*

Ausgabe: Farbmatisches Fernseh-Licht-System TLS00

für Buntton $h^* = lab^*h = 162/360 = 0.451$
 lab^*tch und lab^*nch

D50: Buntton G
 LCH*Ma: 86 62 162
 olv*Ma: 0.0 1.0 0.65

Dreiecks-Helligkeit t^*



TLS00; adaptierte CIELAB-Daten

	$L^*=L^*_a$	a^*_a	b^*_a	$C^*_{ab,a}$	$h^*_{ab,a}$
OMa	50.5	76.92	64.55	100.42	40
YMa	92.66	-20.69	90.75	93.08	103
LMa	83.63	-82.75	79.9	115.04	136
CMa	86.88	-46.16	-13.55	48.12	196
VMa	30.39	76.06	-103.59	128.52	306
MMa	57.3	94.35	-58.41	110.97	328
NMa	0.01	0.0	0.0	0.0	0
WMa	95.41	0.0	0.0	0.0	0
RCIE	39.92	58.74	27.99	65.07	25
JCIE	81.26	-2.88	71.56	71.62	92
GCIE	52.23	-42.41	13.6	44.55	162
BCIE	30.57	1.41	-46.46	46.49	272

%Umfang
 $u^*_{rel} = 158$
 %Regularität
 $g^*_{H,rel} = 20$
 $g^*_{C,rel} = 37$

relative Inform. Technology (IT)

olvi3*	1.0	1.0	1.0	(1.0)
cmyn3*	0.0	0.0	0.0	(0.0)
olvi4*	1.0	1.0	1.0	1.0
cmyn4*	0.0	0.0	0.0	0.0

standard and adapted CIELAB

LAB*LAB	95.41	0.0	0.0
LAB*LABa	95.41	0.0	0.0
LAB*TCHa	99.99	0.01	-

relative CIELAB lab*

lab*lab	1.0	0.0	0.0
lab*tch	1.0	0.0	-
lab*nch	0.0	0.0	-

relative Natural Colour (NC)

lab*lrj	1.0	0.0	0.0
lab*tce	1.0	0.0	-
lab*nce	0.0	0.0	-

relative Inform. Technology (IT)

olvi3*	0.5	0.5	0.5	(1.0)
cmyn3*	0.5	0.5	0.5	(0.0)
olvi4*	1.0	1.0	1.0	0.5
cmyn4*	0.0	0.0	0.0	0.5

standard and adapted CIELAB

LAB*LAB	47.72	0.0	0.0
LAB*LABa	47.72	0.0	0.0
LAB*TCHa	50.0	0.01	-

relative CIELAB lab*

lab*lab	0.5	0.0	0.0
lab*tch	0.5	0.0	-
lab*nch	0.5	0.0	-

relative Natural Colour (NC)

lab*lrj	0.5	0.0	0.0
lab*tce	0.5	0.0	-
lab*nce	0.5	0.0	-

relative Inform. Technology (IT)

olvi3*	0.5	1.0	0.826	(1.0)
cmyn3*	0.5	0.0	0.174	(0.0)
olvi4*	0.5	1.0	0.827	1.0
cmyn4*	0.5	0.0	0.173	0.0

standard and adapted CIELAB

LAB*LAB	90.57	-29.42	9.43
LAB*LABa	90.57	-29.42	9.43
LAB*TCHa	75.0	30.9	162.23

relative CIELAB lab*

lab*lab	0.949	-0.475	0.153
lab*tch	0.75	0.5	0.451
lab*nch	0.0	0.5	0.451

relative Natural Colour (NC)

lab*lrj	0.949	-0.499	0.0
lab*tce	0.75	0.5	0.5
lab*nce	0.0	0.5	g00b

relative Inform. Technology (IT)

olvi3*	0.0	0.5	0.326	(1.0)
cmyn3*	1.0	0.5	0.674	(0.0)
olvi4*	0.5	1.0	0.826	0.5
cmyn4*	0.5	0.0	0.174	0.5

standard and adapted CIELAB

LAB*LAB	42.88	-29.42	9.44
LAB*LABa	42.88	-29.42	9.44
LAB*TCHa	25.01	30.91	162.22

relative CIELAB lab*

lab*lab	0.449	-0.475	0.153
lab*tch	0.25	0.5	0.451
lab*nch	0.5	0.5	0.451

relative Natural Colour (NC)

lab*lrj	0.449	-0.499	0.0
lab*tce	0.25	0.5	0.5
lab*nce	0.5	0.5	199g

$n^* = 0.00$

Schwarzheit n^*

relative Buntheit c^*

relative Inform. Technology (IT)

olvi3*	0.0	0.0	0.0	(1.0)
cmyn3*	1.0	1.0	1.0	(0.0)
olvi4*	1.0	1.0	1.0	0.0
cmyn4*	0.0	0.0	0.0	1.0

standard and adapted CIELAB

LAB*LAB	0.03	0.0	0.0
LAB*LABa	0.03	0.0	0.0
LAB*TCHa	0.01	0.01	-

relative CIELAB lab*

lab*lab	0.0	0.0	0.0
lab*tch	0.0	0.0	-
lab*nch	1.0	0.0	-

relative Natural Colour (NC)

lab*lrj	0.0	0.0	0.0
lab*tce	0.0	0.0	-
lab*nce	1.0	0.0	-

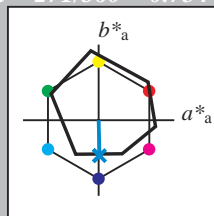
$n^* = 1.0$

Eingabe: Farbmatisches Offset-Refektiv-System ORS18

für Buntton $h^* = lab^*h = 271/360 = 0.754$
 lab^*tch und lab^*nch

D50: Buntton B
 LCH*Ma: 42 45 271
 olv*Ma: 0.0 0.49 1.0

Dreiecks-Helligkeit t^*



ORS18; adaptierte CIELAB-Daten

	L^*	a^*	b^*	$C^*_{ab,a}$	$h^*_{ab,a}$
OMa	47.94	65.39	50.52	82.63	38
YMa	90.37	-10.26	91.75	92.32	96
LMa	50.9	-62.83	34.96	71.91	151
CMa	58.62	-30.34	-45.01	54.3	236
VMa	25.72	31.1	-44.4	54.22	305
MMa	48.13	75.28	-8.36	75.74	354
NMa	18.01	0.0	0.0	0.0	0
WMa	95.41	0.0	0.0	0.0	0
RCIE	39.92	58.66	26.98	64.57	25
JCIE	81.26	-2.16	67.76	67.79	92
GCIE	52.23	-42.25	11.76	43.87	164
BCIE	30.57	1.15	-46.84	46.86	271

%Umfang

$u^*_{rel} = 93$

%Regularität

$g^*_{H,rel} = 57$

$g^*_{C,rel} = 59$

relative Inform. Technology (IT)

olvi3*	1.0	1.0	1.0	(1.0)
cmyn3*	0.0	0.0	0.0	(0.0)
olvi4*	1.0	1.0	1.0	1.0
cmyn4*	0.0	0.0	0.0	0.0

standard and adapted CIELAB

LAB*LAB	95.41	-0.98	4.75
LAB*LABa	95.41	0.0	0.0
LAB*TCHa	99.99	0.01	-

relative CIELAB lab*

lab*lab	1.0	0.0	0.0
lab*tch	1.0	0.0	-
lab*nch	0.0	0.0	-

relative Natural Colour (NC)

lab*lrj	1.0	0.0	0.0
lab*tce	1.0	0.0	-
lab*nce	0.0	0.0	-

relative Inform. Technology (IT)

olvi3*	0.5	0.5	0.5	(1.0)
cmyn3*	0.5	0.5	0.5	(0.0)
olvi4*	1.0	1.0	1.0	0.5
cmyn4*	0.0	0.0	0.0	0.5

standard and adapted CIELAB

LAB*LAB	56.71	-0.24	2.14
LAB*LABa	56.71	0.0	0.0
LAB*TCHa	50.0	0.01	-

relative CIELAB lab*

lab*lab	0.5	0.0	0.0
lab*tch	0.5	0.0	-
lab*nch	0.5	0.0	-

relative Natural Colour (NC)

lab*lrj	0.5	0.0	0.0
lab*tce	0.5	0.0	-
lab*nce	0.5	0.0	-

relative Inform. Technology (IT)

olvi3*	0.0	0.0	0.0	(1.0)
cmyn3*	1.0	1.0	1.0	(0.0)
olvi4*	1.0	1.0	1.0	0.0
cmyn4*	0.0	0.0	0.0	1.0

standard and adapted CIELAB

LAB*LAB	18.02	0.5	-0.47
LAB*LABa	18.02	0.0	0.0
LAB*TCHa	0.01	0.01	-

relative CIELAB lab*

lab*lab	0.0	0.0	0.0
lab*tch	0.0	0.0	-
lab*nch	1.0	0.0	-

relative Natural Colour (NC)

lab*lrj	0.0	0.0	0.0
lab*tce	0.0	0.0	-
lab*nce	1.0	0.0	-

$n^* = 1.0$

relative Inform. Technology (IT)

olvi3*	0.5	0.744	1.0	(1.0)
cmyn3*	0.5	0.256	0.0	(0.0)
olvi4*	0.5	0.744	1.0	1.0
cmyn4*	0.5	0.256	0.0	0.0

standard and adapted CIELAB

LAB*LAB	68.6	0.07	-19.39
LAB*LABa	68.6	0.55	-22.34
LAB*TCHa	75.0	22.36	271.4

relative CIELAB lab*

lab*lab	0.654	0.012	-0.499
lab*tch	0.75	0.5	0.754
lab*nch	0.0	0.5	0.754

relative Natural Colour (NC)

lab*lrj	0.654	0.0	-0.499
lab*tce	0.75	0.5	0.75
lab*nce	0.0	0.5	g99b

relative Inform. Technology (IT)

olvi3*	0.0	0.244	0.5	(1.0)
cmyn3*	1.0	0.756	0.5	(0.0)
olvi4*	0.5	0.744	1.0	0.5
cmyn4*	0.5	0.256	0.0	0.5

standard and adapted CIELAB

LAB*LAB	29.9	0.82	-22.01
LAB*LABa	29.9	0.55	-22.34
LAB*TCHa	25.01	22.36	271.42

relative CIELAB lab*

lab*lab	0.154	0.012	-0.499
lab*tch	0.25	0.5	0.754
lab*nch	0.5	0.5	0.754

relative Natural Colour (NC)

lab*lrj	0.154	0.0	-0.499
lab*tce	0.25	0.5	0.75
lab*nce	0.5	0.5	b00r

$n^* = 0.50$

relative Buntheit c^*

relative Inform. Technology (IT)

olvi3*	0.0	0.488	1.0	(1.0)
cmyn3*	1.0	0.512	0.0	(0.0)
olvi4*	0.0	0.488	1.0	1.0
cmyn4*	1.0	0.512	0.0	0.0

standard and adapted CIELAB

LAB*LAB	41.79	1.14	-43.55
LAB*LABa	41.79	1.1	-44.69
LAB*TCHa	50.0	44.71	271.41

relative CIELAB lab*

lab*lab	0.307	0.025	-0.998
lab*tch	0.5	1.0	0.754
lab*nch	0.0	1.0	0.754

relative Natural Colour (NC)

lab*lrj	0.307	0.0	-0.999
lab*tce	0.5	1.0	0.75
lab*nce	0.0	1.0	b00r

$n^* = 0.00$

Schwarzheit n^*

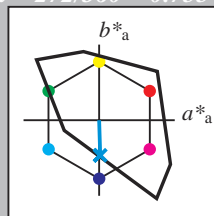
relative Buntheit c^*

Ausgabe: Farbmatisches Fernseh-Licht-System TLS00

für Buntton $h^* = lab^*h = 272/360 = 0.755$
 lab^*tch und lab^*nch

D50: Buntton B
 LCH*Ma: 65 49 272
 olv*Ma: 0.0 0.61 1.0

Dreiecks-Helligkeit t^*



TLS00; adaptierte CIELAB-Daten

	L^*	a^*	b^*	$C^*_{ab,a}$	$h^*_{ab,a}$
OMa	50.5	76.92	64.55	100.42	40
YMa	92.66	-20.69	90.75	93.08	103
LMa	83.63	-82.75	79.9	115.04	136
CMa	86.88	-46.16	-13.55	48.12	196
VMa	30.39	76.06	-103.59	128.52	306
MMa	57.3	94.35	-58.41	110.97	328
NMa	0.01	0.0	0.0	0.0	0
WMa	95.41	0.0	0.0	0.0	0
RCIE	39.92	58.74	27.99	65.07	25
JCIE	81.26	-2.88	71.56	71.62	92
GCIE	52.23	-42.41	13.6	44.55	162
BCIE	30.57	1.41	-46.46	46.49	272

%Umfang

$u^*_{rel} = 158$

%Regularität

$g^*_{H,rel} = 20$

$g^*_{C,rel} = 37$

relative Inform. Technology (IT)

olvi3*	1.0	1.0	1.0	(1.0)
cmyn3*	0.0	0.0	0.0	(0.0)
olvi4*	1.0	1.0	1.0	1.0
cmyn4*	0.0	0.0	0.0	0.0

standard and adapted CIELAB

LAB*LAB	95.41	0.0	0.0
LAB*LABa	95.41	0.0	0.0
LAB*TCHa	99.99	0.01	-

relative CIELAB lab*

lab*lab	1.0	0.0	0.0
lab*tch	1.0	0.0	-
lab*nch	0.0	0.0	-

relative Natural Colour (NC)

lab*lrj	1.0	0.0	0.0
lab*tce	1.0	0.0	-
lab*nce	0.0	0.0	-

relative Inform. Technology (IT)

olvi3*	0.5	0.5	0.5	(1.0)
cmyn3*	0.5	0.5	0.5	(0.0)
olvi4*	1.0	1.0	1.0	0.5
cmyn4*	0.0	0.0	0.0	0.5

standard and adapted CIELAB

LAB*LAB	47.72	0.0	0.0
LAB*LABa	47.72	0.0	0.0
LAB*TCHa	50.0	0.01	-

relative CIELAB lab*

lab*lab	0.5	0.0	0.0
lab*tch	0.5	0.0	-
lab*nch	0.5	0.0	-

relative Natural Colour (NC)

lab*lrj	0.5	0.0	0.0
lab*tce	0.5	0.0	-
lab*nce	0.5	0.0	-

relative Inform. Technology (IT)

olvi3*	0.5	0.805	1.0	(1.0)
cmyn3*	0.5	0.195	0.0	(0.0)
olvi4*	0.5	0.805	1.0	1.0
cmyn4*	0.5	0.195	0.0	0.0

standard and adapted CIELAB

LAB*LAB	80.13	0.73	-24.31
LAB*LABa	80.13	0.73	-24.31
LAB*TCHa	75.0	24.33	271.72

relative CIELAB lab*

lab*lab	0.84	0.015	-0.499
lab*tch	0.75	0.5	0.755
lab*nch	0.0	0.5	0.755

relative Natural Colour (NC)

lab*lrj	0.84	0.0	-0.499
lab*tce	0.75	0.5	0.75
lab*nce	0.0	0.5	g99b

relative Inform. Technology (IT)

olvi3*	0.0	0.305	0.5	(1.0)
cmyn3*	1.0	0.695	0.5	(0.0)
olvi4*	0.5	0.805	1.0	0.5
cmyn4*	0.5	0.195	0.0	0.5

standard and adapted CIELAB

LAB*LAB	32.44	0.74	-24.32
LAB*LABa	32.44	0.74	-24.32
LAB*TCHa	25.01	24.34	271.75

relative CIELAB lab*

lab*lab	0.34	0.015	-0.499
lab*tch	0.25	0.5	0.755
lab*nch	0.5	0.5	0.755

relative Natural Colour (NC)

lab*lrj	0.34	0.0	-0.499
lab*tce	0.25	0.5	0.75
lab*nce	0.5	0.5	b00r

$n^* = 0.50$

relative Buntheit c^*

relative Inform. Technology (IT)

olvi3*	0.0	0.0	0.0	(1.0)
cmyn3*	1.0	1.0	1.0	(0.0)
olvi4*	1.0	1.0	1.0	0.0
cmyn4*	0.0	0.0	0.0	1.0

standard and adapted CIELAB

LAB*LAB	0.03	0.0	0.0
LAB*LABa	0.03	0.0	0.0
LAB*TCHa	0.01	0.01	-

relative CIELAB lab*

lab*lab	0.0	0.0	0.0
lab*tch	0.0	0.0	-
lab*nch	1.0	0.0	-

relative Natural Colour (NC)

lab*lrj	0.0	0.0	0.0
lab*tce	0.0	0.0	-
lab*nce	1.0	0.0	-

$n^* = 1.0$

3 stufige Reihen für konstanten CIELAB Buntton 272/360 = 0.755 (rechts)

BAM-Prüfvorlage QG10; Farbmatrik-Systeme ORS18 & TLS00 input: *cmY0* setcmykcolor*

D50: 2 Koordinatendaten; 3 stufige Farbreihen für 10 Bunttöne output: *cmY0*/000n* setcmykcolor*

Siehe ähnliche Dateien: <http://www.ps.bam.de/QG10/>