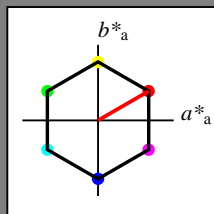


Input: Colorimetric Standard Reflective System SRS18

for hue $h^* = lab^*h = 30/360 = 0.083$
 lab^*ich and lab^*nch

D65: hue O
 LCH*Ma: 57 77 30
 olv*Ma: 1.0 0.0 0.0

triangle lightness t^*



%Gamut
 $u^*_{rel} = 100$
 %Regularity
 $g^*_{H,rel} = 100$
 $g^*_{C,rel} = 100$

SRS18; adapted (a) CIELAB data

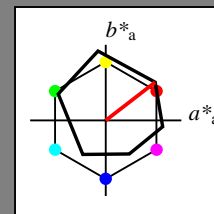
	$L^*=L^*_a$	a^*_a	b^*_a	$C^*_{ab,a}$	$h^*_{ab,a}$
O _{Ma}	56.71	67.03	38.7	77.4	30
Y _{Ma}	56.71	0.0	77.4	77.4	90
L _{Ma}	56.71	-67.02	38.7	77.4	150
C _{Ma}	56.71	-67.02	-38.69	77.4	210
V _{Ma}	56.71	0.0	-77.39	77.4	270
M _{Ma}	56.71	67.03	-38.69	77.4	330
N _{Ma}	18.01	0.0	0.0	0.0	0
W _{Ma}	95.41	0.0	0.0	0.0	0
R _{CIE}	39.92	58.74	27.99	65.07	25
J _{CIE}	81.26	-2.88	71.56	71.62	92
G _{CIE}	52.23	-42.41	13.6	44.55	162
B _{CIE}	30.57	1.41	-46.46	46.49	272

Output: Colorimetric Offset Reflective System ORS18

for hue $h^* = lab^*h = 38/360 = 0.105$
 lab^*ich and lab^*nch

D65: hue O
 LCH*Ma: 48 83 38
 olv*Ma: 1.0 0.0 0.0

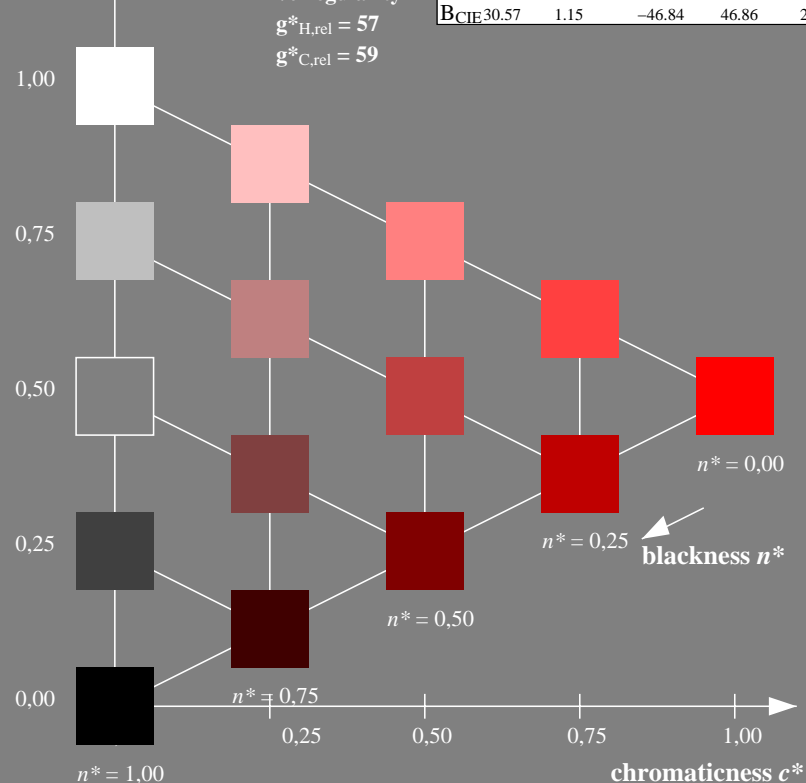
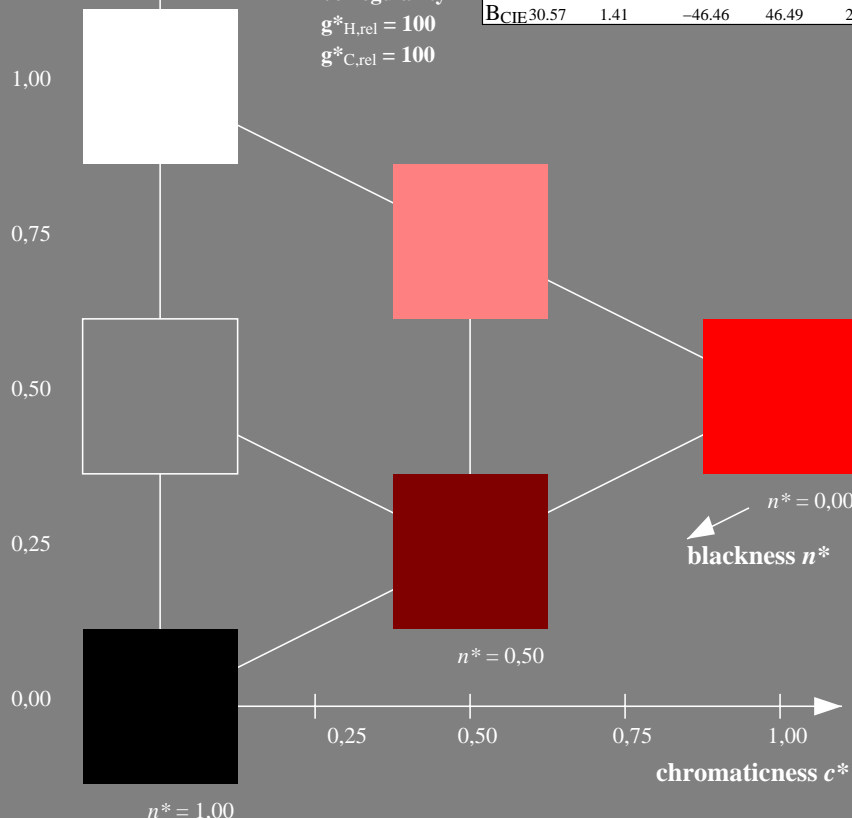
triangle lightness t^*



%Gamut
 $u^*_{rel} = 93$
 %Regularity
 $g^*_{H,rel} = 57$
 $g^*_{C,rel} = 59$

ORS18; adapted (a) CIELAB data

	$L^*=L^*_a$	a^*_a	b^*_a	$C^*_{ab,a}$	$h^*_{ab,a}$
O _{Ma}	47.94	65.39	50.52	82.63	38
Y _{Ma}	90.37	-10.26	91.75	92.32	96
L _{Ma}	50.9	-62.83	34.96	71.91	151
C _{Ma}	58.62	-30.34	-45.01	54.3	236
V _{Ma}	25.72	31.1	-44.4	54.22	305
M _{Ma}	48.13	75.28	-8.36	75.74	354
N _{Ma}	18.01	0.0	0.0	0.0	0
W _{Ma}	95.41	0.0	0.0	0.0	0
R _{CIE}	39.92	58.66	26.98	64.57	25
J _{CIE}	81.26	-2.16	67.76	67.79	92
G _{CIE}	52.23	-42.25	11.76	43.87	164
B _{CIE}	30.57	1.15	-46.84	46.86	271



NE670-7, 3 step scales for constant CIELAB hue 30/360 = 0.083 (left)

5 step scales for constant CIELAB hue 38/360 = 0.105 (right)

BAM-test chart NE67; Colorimetric systems SRS18 & ORS18
 D65: 3 and 5 step colour scales for 10 hues

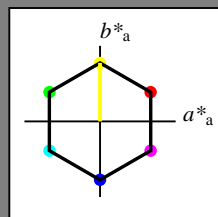
input: olv* setrgbcolor
 output: no change compared to input

Input: Colorimetric Standard Reflective System SRS18

for hue $h^* = lab^*h = 90/360 = 0.25$
 lab^*ich and lab^*nch

D65: hue Y
 LCH*Ma: 57 77 90
 olv*Ma: 1.0 1.0 0.0

triangle lightness t^*



%Gamut
 $u^*_{rel} = 100$
 %Regularity
 $g^*_{H,rel} = 100$
 $g^*_{C,rel} = 100$

SRS18; adapted (a) CIELAB data

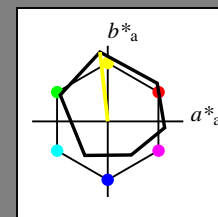
	$L^*=L^*_a$	a^*_a	b^*_a	$C^*_{ab,a}$	$h^*_{ab,a}$
OMa	56.71	67.03	38.7	77.4	30
YMa	56.71	0.0	77.4	77.4	90
LMa	56.71	-67.02	38.7	77.4	150
CMa	56.71	-67.02	-38.69	77.4	210
VMa	56.71	0.0	-77.39	77.4	270
NMa	56.71	67.03	-38.69	77.4	330
NMa	18.01	0.0	0.0	0.0	0
WMa	95.41	0.0	0.0	0.0	0
RCIE	39.92	58.74	27.99	65.07	25
JCIE	81.26	-2.88	71.56	71.62	92
GCIE	52.23	-42.41	13.6	44.55	162
BCIE	30.57	1.41	-46.46	46.49	272

Output: Colorimetric Offset Reflective System ORS18

for hue $h^* = lab^*h = 96/360 = 0.268$
 lab^*ich and lab^*nch

D65: hue Y
 LCH*Ma: 90 92 96
 olv*Ma: 1.0 1.0 0.0

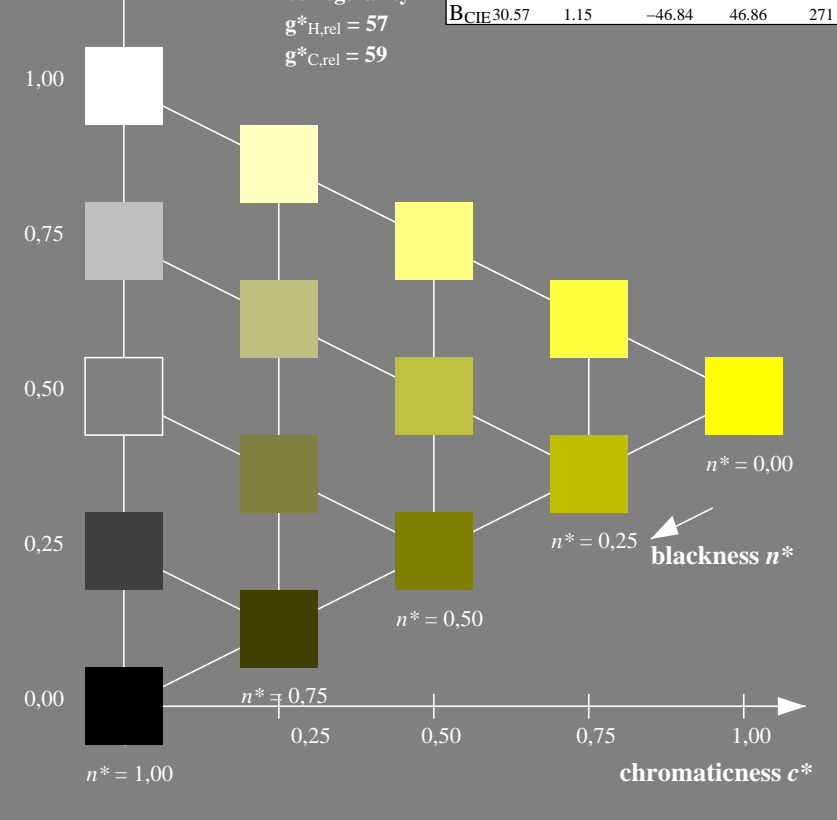
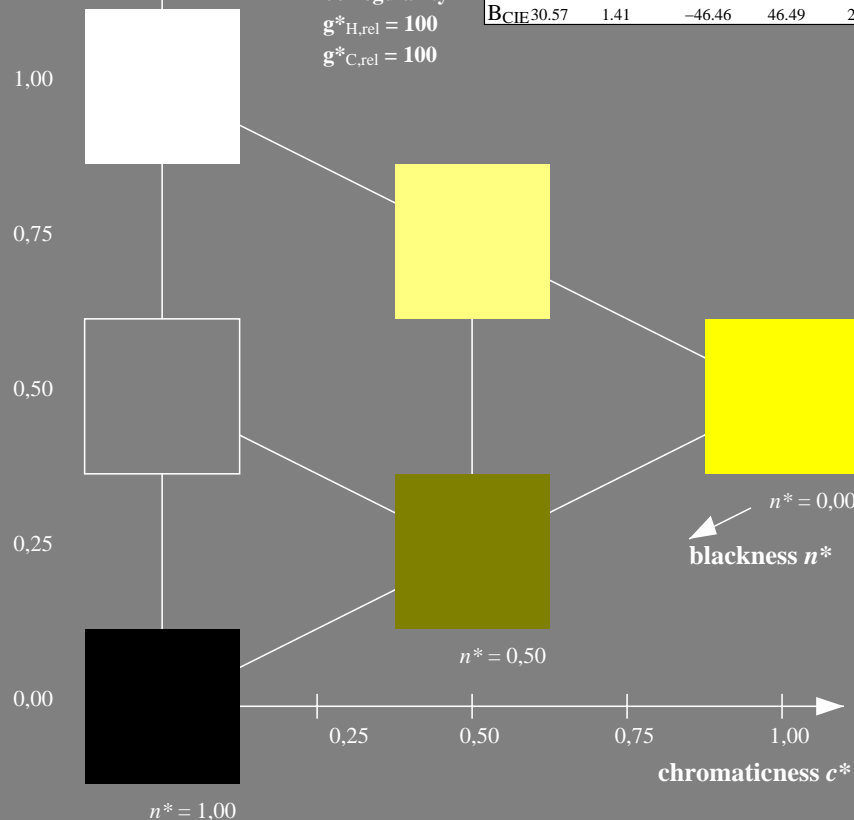
triangle lightness t^*



%Gamut
 $u^*_{rel} = 93$
 %Regularity
 $g^*_{H,rel} = 57$
 $g^*_{C,rel} = 59$

ORS18; adapted (a) CIELAB data

	$L^*=L^*_a$	a^*_a	b^*_a	$C^*_{ab,a}$	$h^*_{ab,a}$
OMa	47.94	65.39	50.52	82.63	38
YMa	90.37	-10.26	91.75	92.32	96
LMa	50.9	-62.83	34.96	71.91	151
CMa	58.62	-30.34	-45.01	54.3	236
VMa	25.72	31.1	-44.4	54.22	305
NMa	48.13	75.28	-8.36	75.74	354
NMa	18.01	0.0	0.0	0.0	0
WMa	95.41	0.0	0.0	0.0	0
RCIE	39.92	58.66	26.98	64.57	25
JCIE	81.26	-2.16	67.76	67.79	92
GCIE	52.23	-42.25	11.76	43.87	164
BCIE	30.57	1.15	-46.84	46.86	271



NE670-7, 3 step scales for constant CIELAB hue 90/360 = 0.25 (left)

5 step scales for constant CIELAB hue 96/360 = 0.268 (right)

BAM-test chart NE67; Colorimetric systems SRS18 & ORS18
 D65: 3 and 5 step colour scales for 10 hues

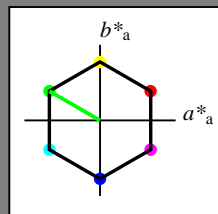
input: olv* setrgbcolor
 output: no change compared to input

Input: Colorimetric Standard Reflective System SRS18

for hue $h^* = lab^*h = 150/360 = 0.417$
 lab^*ich and lab^*nch

D65: hue L
 LCH*Ma: 57 77 150
 olv*Ma: 0.0 1.0 0.0

triangle lightness t^*



%Gamut
 $u^*_{rel} = 100$
 %Regularity
 $g^*_{H,rel} = 100$
 $g^*_{C,rel} = 100$

SRS18; adapted (a) CIELAB data

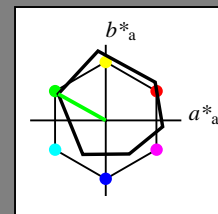
	$L^*=L^*_a$	a^*_a	b^*_a	$C^*_{ab,a}$	$h^*_{ab,a}$
OMa	56.71	67.03	38.7	77.4	30
YMa	56.71	0.0	77.4	77.4	90
LMa	56.71	-67.02	38.7	77.4	150
CMa	56.71	-67.02	-38.69	77.4	210
VMa	56.71	0.0	-77.39	77.4	270
MMa	56.71	67.03	-38.69	77.4	330
NMa	18.01	0.0	0.0	0.0	0
WMa	95.41	0.0	0.0	0.0	0
RCIE	39.92	58.74	27.99	65.07	25
JCIE	81.26	-2.88	71.56	71.62	92
GCIE	52.23	-42.41	13.6	44.55	162
BCIE	30.57	1.41	-46.46	46.49	272

Output: Colorimetric Offset Reflective System ORS18

for hue $h^* = lab^*h = 151/360 = 0.419$
 lab^*ich and lab^*nch

D65: hue L
 LCH*Ma: 51 72 151
 olv*Ma: 0.0 1.0 0.0

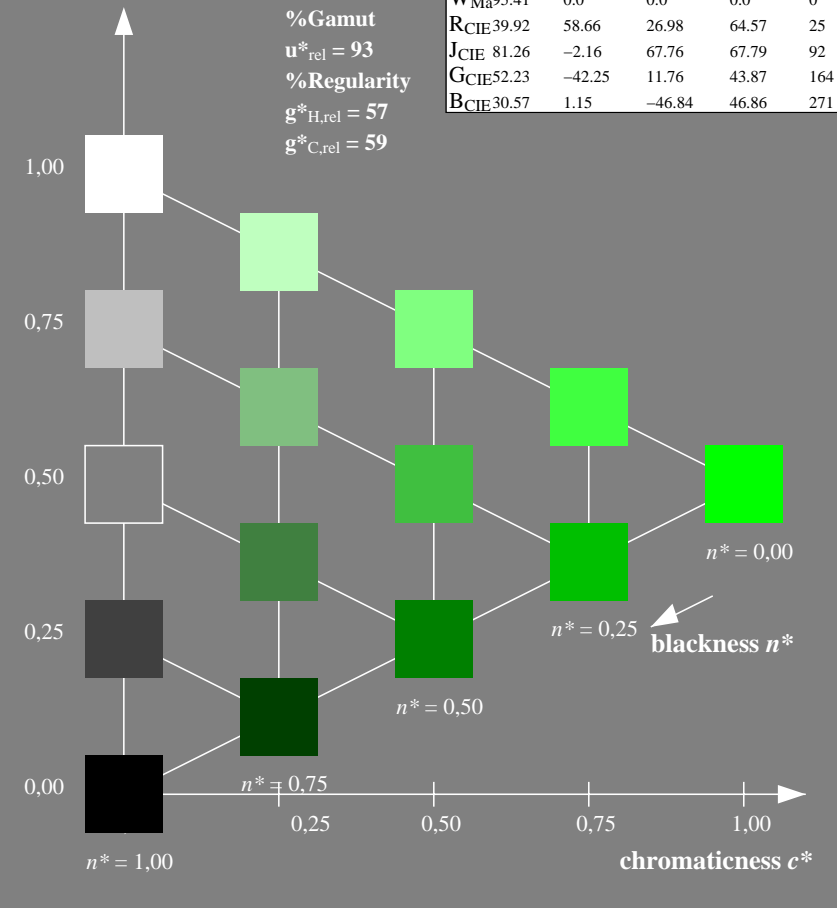
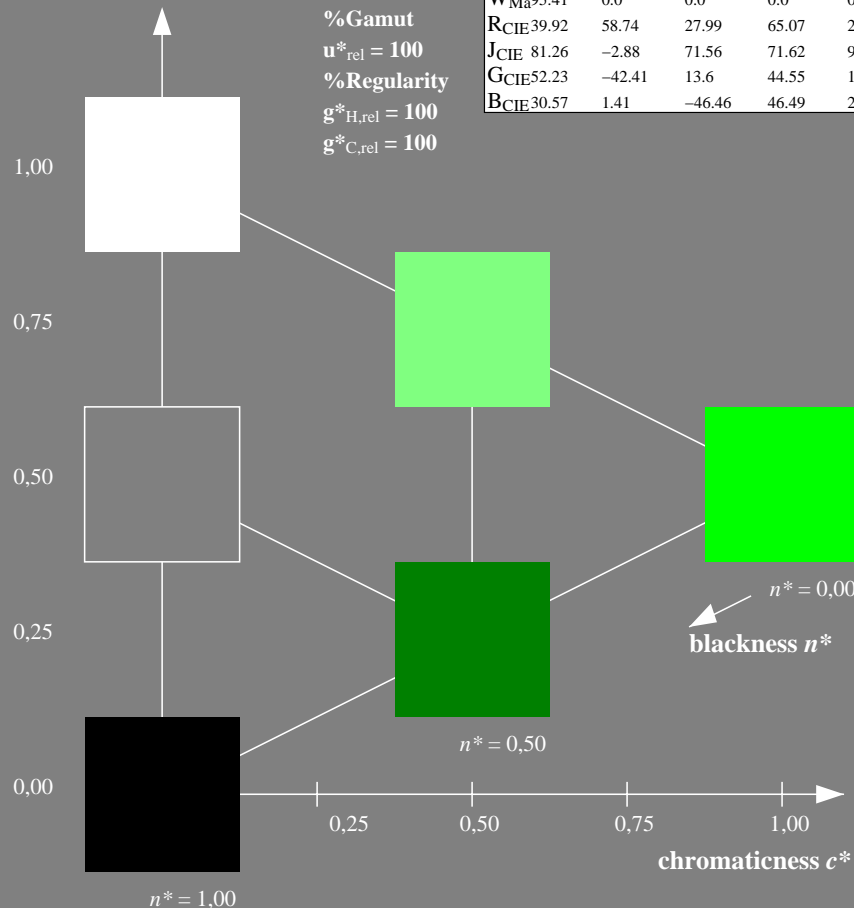
triangle lightness t^*



%Gamut
 $u^*_{rel} = 93$
 %Regularity
 $g^*_{H,rel} = 57$
 $g^*_{C,rel} = 59$

ORS18; adapted (a) CIELAB data

	$L^*=L^*_a$	a^*_a	b^*_a	$C^*_{ab,a}$	$h^*_{ab,a}$
OMa	47.94	65.39	50.52	82.63	38
YMa	90.37	-10.26	91.75	92.32	96
LMa	50.9	-62.83	34.96	71.91	151
CMa	58.62	-30.34	-45.01	54.3	236
VMa	25.72	31.1	-44.4	54.22	305
MMa	48.13	75.28	-8.36	75.74	354
NMa	18.01	0.0	0.0	0.0	0
WMa	95.41	0.0	0.0	0.0	0
RCIE	39.92	58.66	26.98	64.57	25
JCIE	81.26	-2.16	67.76	67.79	92
GCIE	52.23	-42.25	11.76	43.87	164
BCIE	30.57	1.15	-46.84	46.86	271



NE670-7, 3 step scales for constant CIE LAB hue 150/360 = 0.417 (left)

5 step scales for constant CIE LAB hue 151/360 = 0.419 (right)

BAM-test chart NE67; Colorimetric systems SRS18 & ORS18
 D65: 3 and 5 step colour scales for 10 hues

input: olv* setrgbcolor
 output: no change compared to input

See for similar files: <http://www.ps.bam.de/NE67/>
 Technical information: <http://www.ps.bam.de> Version 2.1, io=1,1

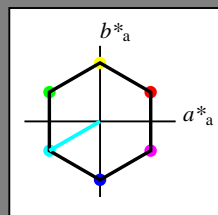
BAM registration: 20060101-NE67/10L/L67E02NP.PS/.PDF BAM material: code=rh4ta
 application for evaluation and measurement of printer or monitor systems
 /NE67/ Form: 3/10, Serie: 1/1, Page: 3 Page count: 3

Input: Colorimetric Standard Reflective System SRS18

for hue $h^* = lab^*h = 210/360 = 0.583$
 lab^*ich and lab^*nch

D65: hue C
 LCH*Ma: 57 77 210
 olv*Ma: 0.0 1.0 1.0

triangle lightness t^*



%Gamut
 $u^*_{rel} = 100$
 %Regularity
 $g^*_{H,rel} = 100$
 $g^*_{C,rel} = 100$

SRS18; adapted (a) CIELAB data

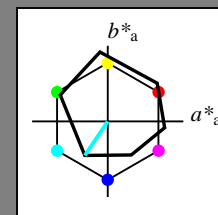
	$L^*=L^*_a$	a^*_a	b^*_a	$C^*_{ab,a}$	$h^*_{ab,a}$
OMa	56.71	67.03	38.7	77.4	30
YMa	56.71	0.0	77.4	77.4	90
LMa	56.71	-67.02	38.7	77.4	150
CMa	56.71	-67.02	-38.69	77.4	210
VMa	56.71	0.0	-77.39	77.4	270
MMa	56.71	67.03	-38.69	77.4	330
NMa	18.01	0.0	0.0	0.0	0
WMa	95.41	0.0	0.0	0.0	0
RCIE	39.92	58.74	27.99	65.07	25
JCIE	81.26	-2.88	71.56	71.62	92
GCIE	52.23	-42.41	13.6	44.55	162
BCIE	30.57	1.41	-46.46	46.49	272

Output: Colorimetric Offset Reflective System ORS18

for hue $h^* = lab^*h = 236/360 = 0.656$
 lab^*ich and lab^*nch

D65: hue C
 LCH*Ma: 59 54 236
 olv*Ma: 0.0 1.0 1.0

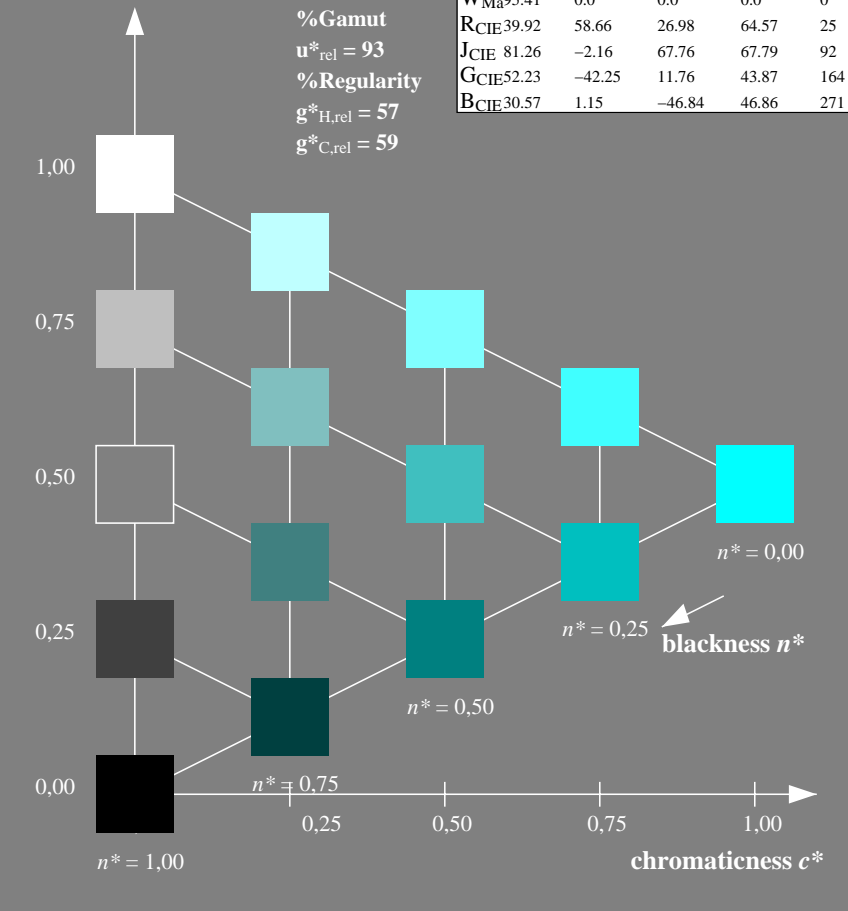
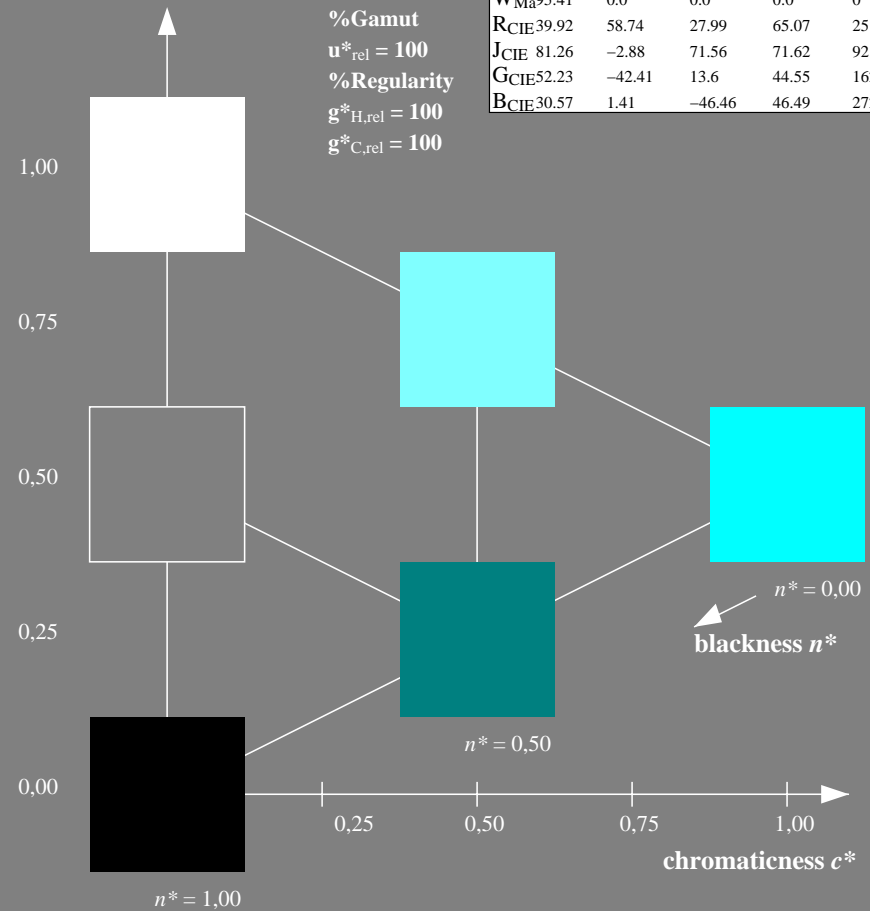
triangle lightness t^*



%Gamut
 $u^*_{rel} = 93$
 %Regularity
 $g^*_{H,rel} = 57$
 $g^*_{C,rel} = 59$

ORS18; adapted (a) CIELAB data

	$L^*=L^*_a$	a^*_a	b^*_a	$C^*_{ab,a}$	$h^*_{ab,a}$
OMa	47.94	65.39	50.52	82.63	38
YMa	90.37	-10.26	91.75	92.32	96
LMa	50.9	-62.83	34.96	71.91	151
CMa	58.62	-30.34	-45.01	54.3	236
VMa	25.72	31.1	-44.4	54.22	305
MMa	48.13	75.28	-8.36	75.74	354
NMa	18.01	0.0	0.0	0.0	0
WMa	95.41	0.0	0.0	0.0	0
RCIE	39.92	58.66	26.98	64.57	25
JCIE	81.26	-2.16	67.76	67.79	92
GCIE	52.23	-42.25	11.76	43.87	164
BCIE	30.57	1.15	-46.84	46.86	271



NE670-7, 3 step scales for constant CIELAB hue 210/360 = 0.583 (left)

5 step scales for constant CIELAB hue 236/360 = 0.656 (right)

BAM-test chart NE67; Colorimetric systems SRS18 & ORS18
 D65: 3 and 5 step colour scales for 10 hues

input: olv* setrgbcolor
 output: no change compared to input

See for similar files: <http://www.ps.bam.de/NE67/>
 Technical information: <http://www.ps.bam.de>
 Version 2.1, io=1,1

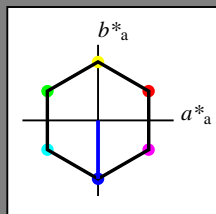
BAM registration: 20060101-NE67/10L/L67E03NP.PS/.PDF
 application for evaluation and measurement of printer or monitor systems
 BAM material: code=rh4ta
 /NE67/ Form: 4/10, Serie: 1/1, Page: 4 Page count: 4

Input: Colorimetric Standard Reflective System SRS18

for hue $h^* = lab^*h = 270/360 = 0.75$
 lab^*ich and lab^*nch

D65: hue V
 LCH*Ma: 57 77 270
 olv*Ma: 0.0 0.0 1.0

triangle lightness t^*



%Gamut
 $u^*_{rel} = 100$
 %Regularity
 $g^*_{H,rel} = 100$
 $g^*_{C,rel} = 100$

SRS18; adapted (a) CIELAB data

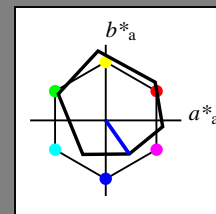
	$L^*=L^*_a$	a^*_a	b^*_a	$C^*_{ab,a}$	$h^*_{ab,a}$
OMa	56.71	67.03	38.7	77.4	30
YMa	56.71	0.0	77.4	77.4	90
LMa	56.71	-67.02	38.7	77.4	150
CMa	56.71	-67.02	-38.69	77.4	210
VMa	56.71	0.0	-77.39	77.4	270
NMa	56.71	67.03	-38.69	77.4	330
NMa	18.01	0.0	0.0	0.0	0
WMa	95.41	0.0	0.0	0.0	0
RCIE	39.92	58.74	27.99	65.07	25
JCIE	81.26	-2.88	71.56	71.62	92
GCIE	52.23	-42.41	13.6	44.55	162
BCIE	30.57	1.41	-46.46	46.49	272

Output: Colorimetric Offset Reflective System ORS18

for hue $h^* = lab^*h = 305/360 = 0.847$
 lab^*ich and lab^*nch

D65: hue V
 LCH*Ma: 26 54 305
 olv*Ma: 0.0 0.0 1.0

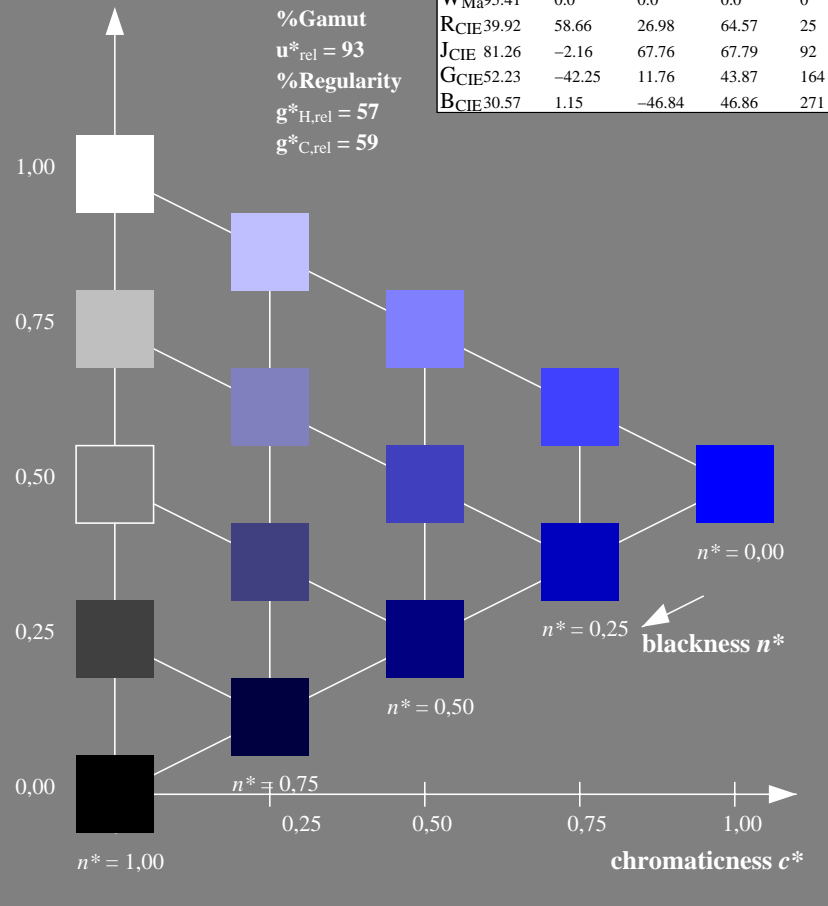
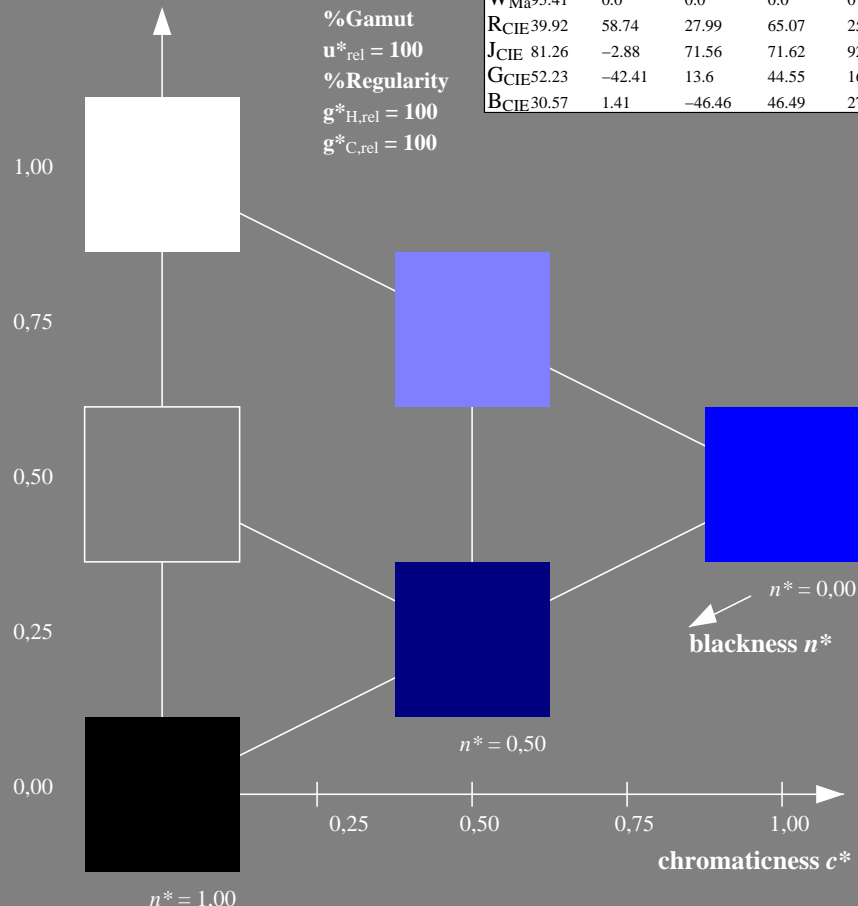
triangle lightness t^*



%Gamut
 $u^*_{rel} = 93$
 %Regularity
 $g^*_{H,rel} = 57$
 $g^*_{C,rel} = 59$

ORS18; adapted (a) CIELAB data

	$L^*=L^*_a$	a^*_a	b^*_a	$C^*_{ab,a}$	$h^*_{ab,a}$
OMa	47.94	65.39	50.52	82.63	38
YMa	90.37	-10.26	91.75	92.32	96
LMa	50.9	-62.83	34.96	71.91	151
CMa	58.62	-30.34	-45.01	54.3	236
VMa	25.72	31.1	-44.4	54.22	305
NMa	48.13	75.28	-8.36	75.74	354
NMa	18.01	0.0	0.0	0.0	0
WMa	95.41	0.0	0.0	0.0	0
RCIE	39.92	58.66	26.98	64.57	25
JCIE	81.26	-2.16	67.76	67.79	92
GCIE	52.23	-42.25	11.76	43.87	164
BCIE	30.57	1.15	-46.84	46.86	271



NE670-7, 3 step scales for constant CIE LAB hue 270/360 = 0.75 (left)

5 step scales for constant CIE LAB hue 305/360 = 0.847 (right)

BAM-test chart NE67; Colorimetric systems SRS18 & ORS18
 D65: 3 and 5 step colour scales for 10 hues

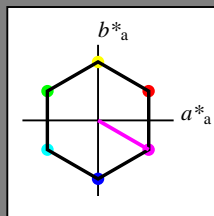
input: $olv^* setrgbcolor$
 output: no change compared to input

Input: Colorimetric Standard Reflective System SRS18

for hue $h^* = lab^*h = 330/360 = 0.917$
 lab^*ich and lab^*nch

D65: hue M
 LCH*Ma: 57 77 330
 olv*Ma: 1.0 0.0 1.0

triangle lightness l^*



%Gamut
 $u^*_{rel} = 100$
 %Regularity
 $g^*_{H,rel} = 100$
 $g^*_{C,rel} = 100$

SRS18; adapted (a) CIELAB data

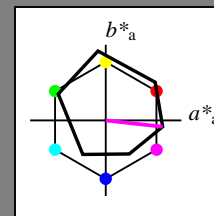
	$L^*=L^*_a$	a^*_a	b^*_a	$C^*_{ab,a}$	$h^*_{ab,a}$
OMa	56.71	67.03	38.7	77.4	30
YMa	56.71	0.0	77.4	77.4	90
LMa	56.71	-67.02	38.7	77.4	150
CMa	56.71	-67.02	-38.69	77.4	210
VMa	56.71	0.0	-77.39	77.4	270
NMa	56.71	67.03	-38.69	77.4	330
NMa	18.01	0.0	0.0	0.0	0
WMa	95.41	0.0	0.0	0.0	0
RCIE	39.92	58.74	27.99	65.07	25
JCIE	81.26	-2.88	71.56	71.62	92
GCIE	52.23	-42.41	13.6	44.55	162
BCIE	30.57	1.41	-46.46	46.49	272

Output: Colorimetric Offset Reflective System ORS18

for hue $h^* = lab^*h = 354/360 = 0.982$
 lab^*ich and lab^*nch

D65: hue M
 LCH*Ma: 48 76 354
 olv*Ma: 1.0 0.0 1.0

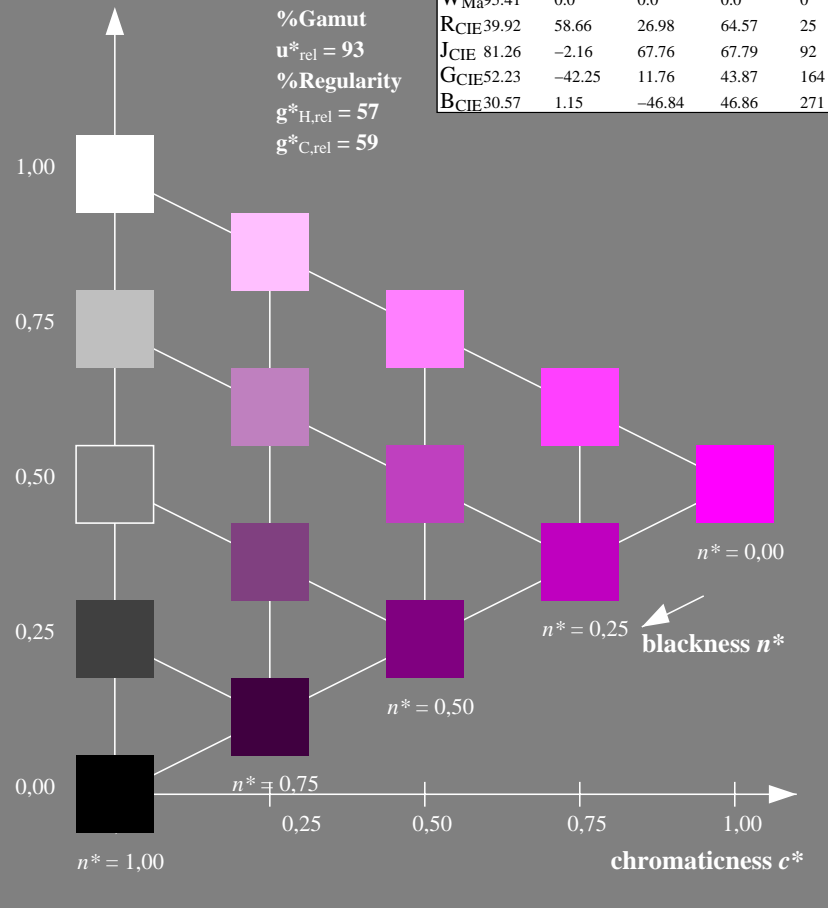
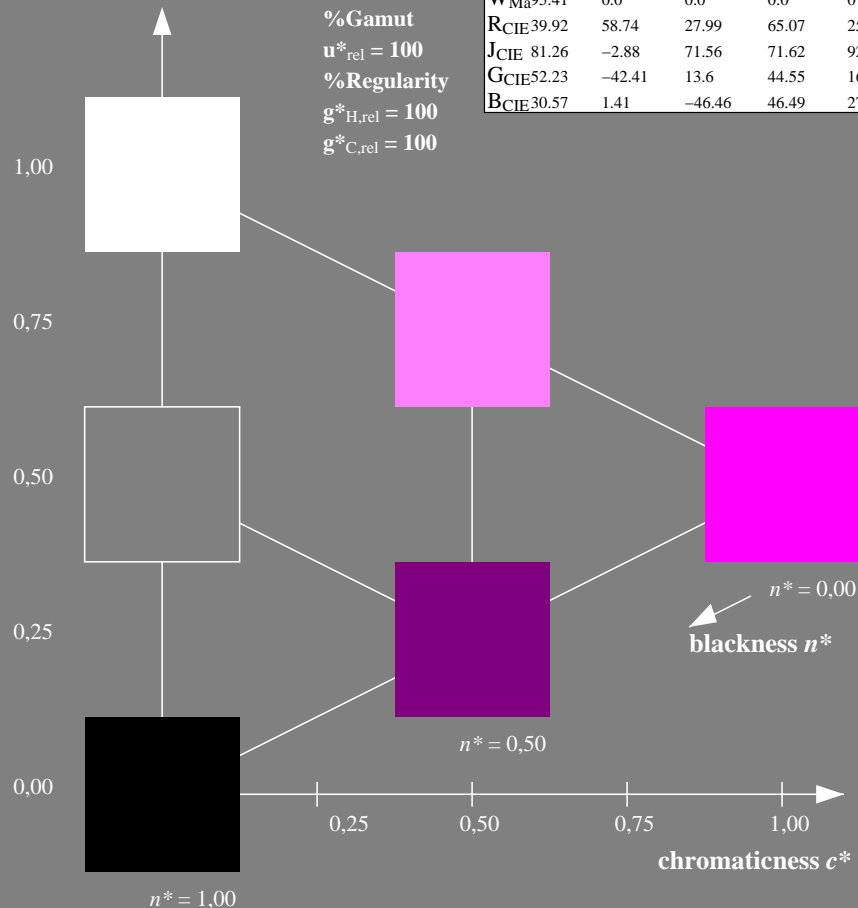
triangle lightness l^*



%Gamut
 $u^*_{rel} = 93$
 %Regularity
 $g^*_{H,rel} = 57$
 $g^*_{C,rel} = 59$

ORS18; adapted (a) CIELAB data

	$L^*=L^*_a$	a^*_a	b^*_a	$C^*_{ab,a}$	$h^*_{ab,a}$
OMa	47.94	65.39	50.52	82.63	38
YMa	90.37	-10.26	91.75	92.32	96
LMa	50.9	-62.83	34.96	71.91	151
CMa	58.62	-30.34	-45.01	54.3	236
VMa	25.72	31.1	-44.4	54.22	305
NMa	48.13	75.28	-8.36	75.74	354
NMa	18.01	0.0	0.0	0.0	0
WMa	95.41	0.0	0.0	0.0	0
RCIE	39.92	58.66	26.98	64.57	25
JCIE	81.26	-2.16	67.76	67.79	92
GCIE	52.23	-42.25	11.76	43.87	164
BCIE	30.57	1.15	-46.84	46.86	271



NE670-7, 3 step scales for constant CIE LAB hue 330/360 = 0.917 (left)

5 step scales for constant CIE LAB hue 354/360 = 0.982 (right)

BAM-test chart NE67; Colorimetric systems SRS18 & ORS18
 D65: 3 and 5 step colour scales for 10 hues

input: olv* setrgbcolor
 output: no change compared to input

See for similar files: <http://www.ps.bam.de/NE67/>
 Technical information: <http://www.ps.bam.de> Version 2.1, io=1,1

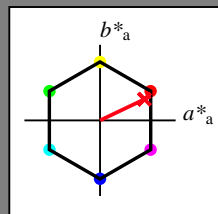
BAM registration: 20060101-NE67/10L/L67E05NP.PS/.PDF BAM material: code=rh4ta
 application for evaluation and measurement of printer or monitor systems
 /NE67/ Form: 6/10, Serie: 1/1, Page: 6 Page count: 6

Input: Colorimetric Standard Reflective System SRS18

for hue $h^* = lab^*h = 25/360 = 0.071$
 lab^*tch and lab^*nch

D65: hue R
 LCH*Ma: 57 74 25
 olv*Ma: 1.0 0.0 0.09

triangle lightness t^*



%Gamut
 $u^*_{rel} = 100$
 %Regularity
 $g^*_{H,rel} = 100$
 $g^*_{C,rel} = 100$

SRS18; adapted (a) CIELAB data

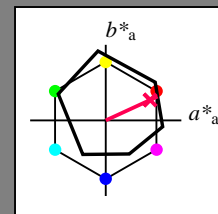
	$L^*=L^*_a$	a^*_a	b^*_a	$C^*_{ab,a}$	$h^*_{ab,a}$
OMa	56.71	67.03	38.7	77.4	30
YMa	56.71	0.0	77.4	77.4	90
LMa	56.71	-67.02	38.7	77.4	150
CMa	56.71	-67.02	-38.69	77.4	210
VMa	56.71	0.0	-77.39	77.4	270
NMa	56.71	67.03	-38.69	77.4	330
NMa	18.01	0.0	0.0	0.0	0
WMa	95.41	0.0	0.0	0.0	0
RCIE	39.92	58.74	27.99	65.07	25
JCIE	81.26	-2.88	71.56	71.62	92
GCIE	52.23	-42.41	13.6	44.55	162
BCIE	30.57	1.41	-46.46	46.49	272

Output: Colorimetric Offset Reflective System ORS18

for hue $h^* = lab^*h = 25/360 = 0.069$
 lab^*tch and lab^*nch

D65: hue R
 LCH*Ma: 48 75 25
 olv*Ma: 1.0 0.0 0.32

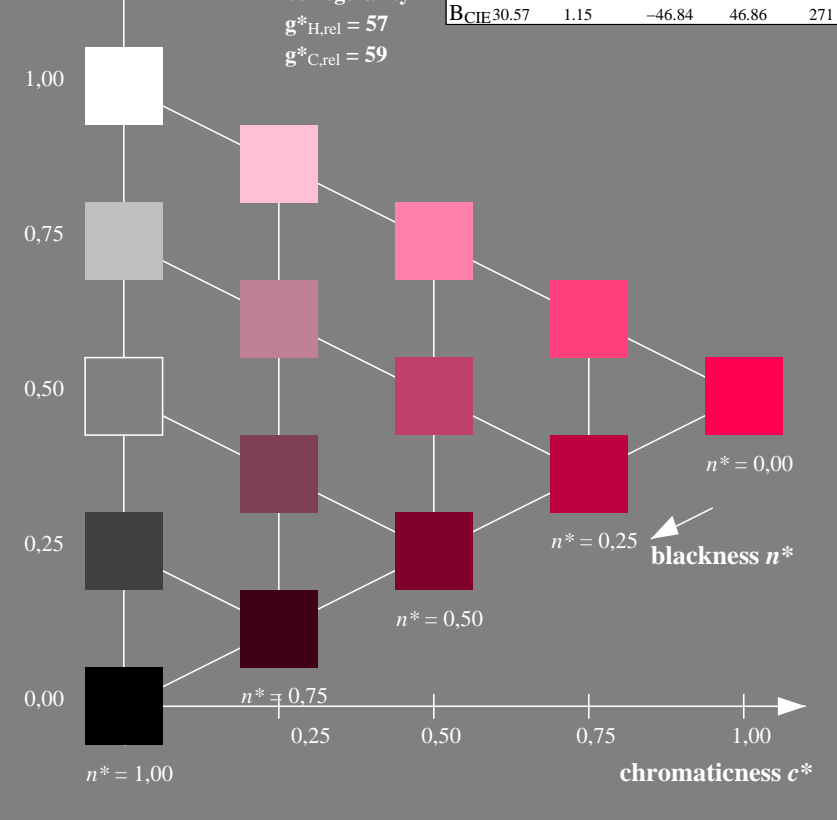
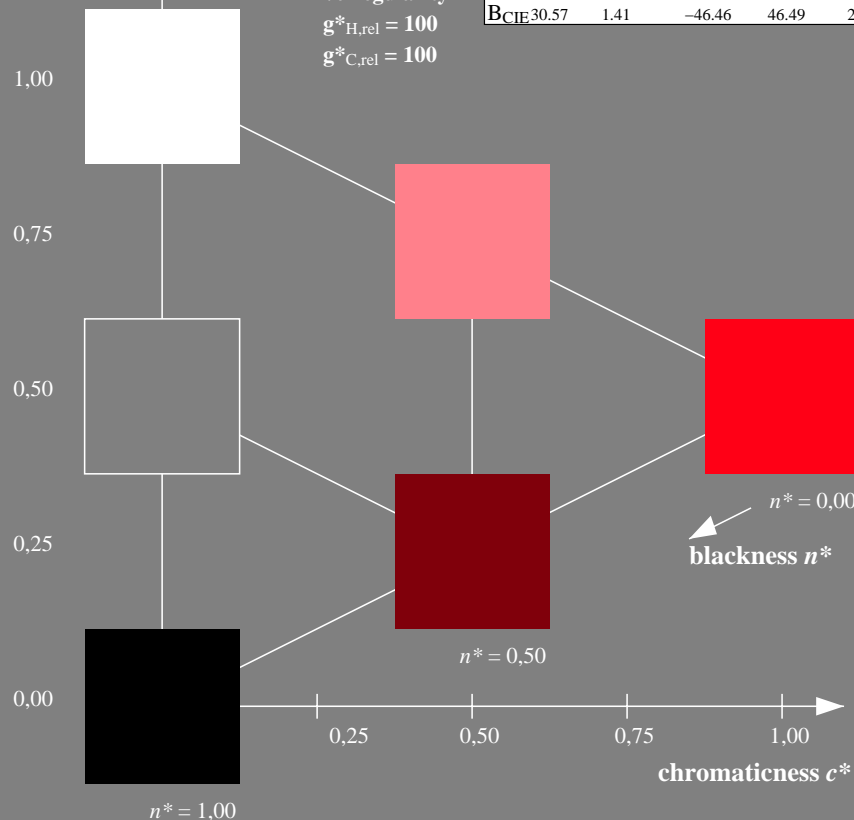
triangle lightness t^*



%Gamut
 $u^*_{rel} = 93$
 %Regularity
 $g^*_{H,rel} = 57$
 $g^*_{C,rel} = 59$

ORS18; adapted (a) CIELAB data

	$L^*=L^*_a$	a^*_a	b^*_a	$C^*_{ab,a}$	$h^*_{ab,a}$
OMa	47.94	65.39	50.52	82.63	38
YMa	90.37	-10.26	91.75	92.32	96
LMa	50.9	-62.83	34.96	71.91	151
CMa	58.62	-30.34	-45.01	54.3	236
VMa	25.72	31.1	-44.4	54.22	305
NMa	48.13	75.28	-8.36	75.74	354
NMa	18.01	0.0	0.0	0.0	0
WMa	95.41	0.0	0.0	0.0	0
RCIE	39.92	58.66	26.98	64.57	25
JCIE	81.26	-2.16	67.76	67.79	92
GCIE	52.23	-42.25	11.76	43.87	164
BCIE	30.57	1.15	-46.84	46.86	271



NE670-7, 3 step scales for constant CIELAB hue 25/360 = 0.071 (left)

5 step scales for constant CIELAB hue 25/360 = 0.069 (right)

BAM-test chart NE67; Colorimetric systems SRS18 & ORS18
 D65: 3 and 5 step colour scales for 10 hues

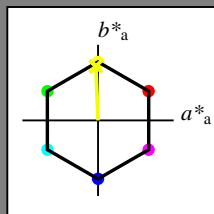
input: olv* setrgbcolor
 output: no change compared to input

Input: Colorimetric Standard Reflective System SRS18

for hue $h^* = lab^*h = 92/360 = 0.256$
 lab^*ich and lab^*nch

D65: hue J
 LCH*Ma: 57 76 92
 olv*Ma: 0.95 1.0 0.0

triangle lightness t^*



%Gamut
 $u^*_{rel} = 100$
 %Regularity
 $g^*_{H,rel} = 100$
 $g^*_{C,rel} = 100$

SRS18; adapted (a) CIELAB data

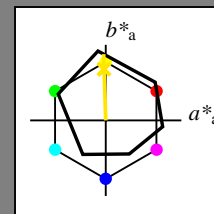
	$L^*=L^*_a$	a^*_a	b^*_a	$C^*_{ab,a}$	$h^*_{ab,a}$
OMa	56.71	67.03	38.7	77.4	30
YMa	56.71	0.0	77.4	77.4	90
LMa	56.71	-67.02	38.7	77.4	150
CMa	56.71	-67.02	-38.69	77.4	210
VMa	56.71	0.0	-77.39	77.4	270
NMa	56.71	67.03	-38.69	77.4	330
NMa	18.01	0.0	0.0	0.0	0
WMa	95.41	0.0	0.0	0.0	0
RCIE	39.92	58.74	27.99	65.07	25
JCIE	81.26	-2.88	71.56	71.62	92
GCIE	52.23	-42.41	13.6	44.55	162
BCIE	30.57	1.41	-46.46	46.49	272

Output: Colorimetric Offset Reflective System ORS18

for hue $h^* = lab^*h = 92/360 = 0.255$
 lab^*ich and lab^*nch

D65: hue J
 LCH*Ma: 86 88 92
 olv*Ma: 1.0 0.9 0.0

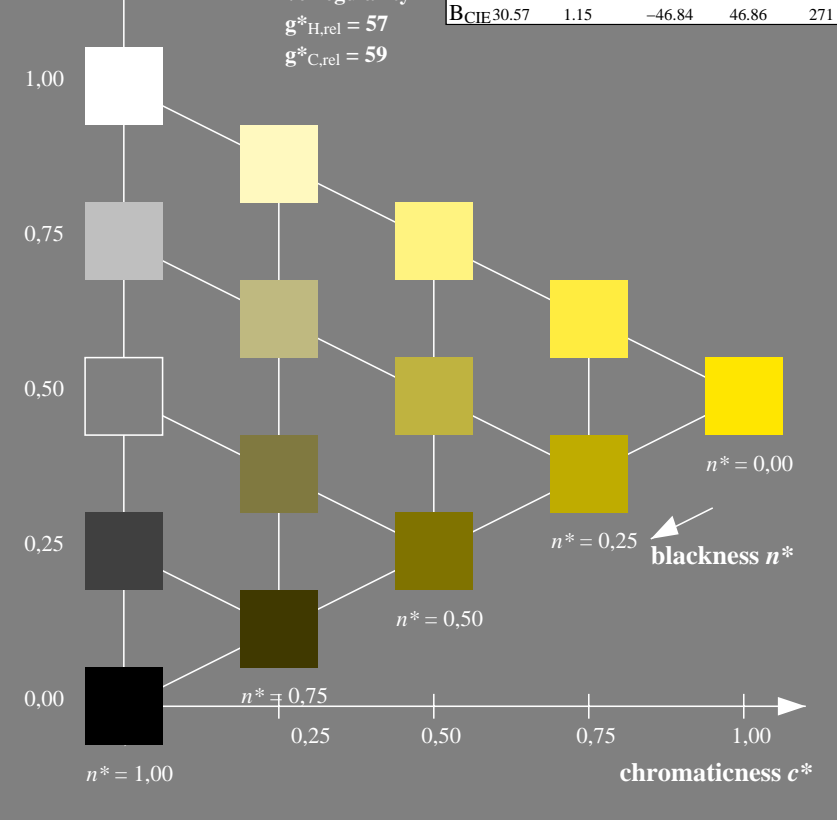
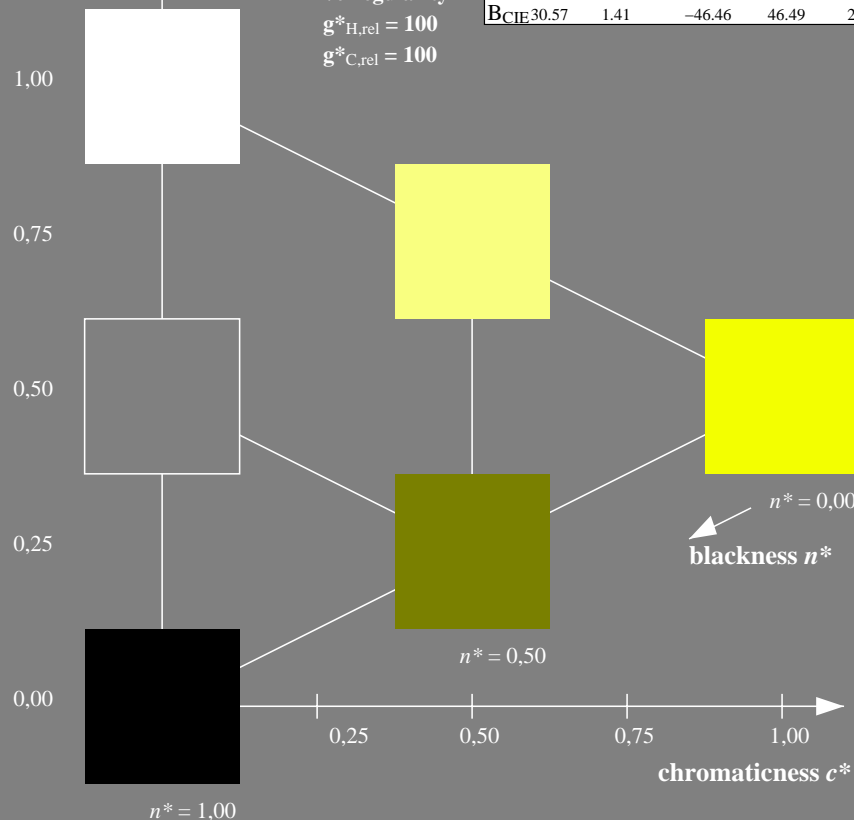
triangle lightness t^*



%Gamut
 $u^*_{rel} = 93$
 %Regularity
 $g^*_{H,rel} = 57$
 $g^*_{C,rel} = 59$

ORS18; adapted (a) CIELAB data

	$L^*=L^*_a$	a^*_a	b^*_a	$C^*_{ab,a}$	$h^*_{ab,a}$
OMa	47.94	65.39	50.52	82.63	38
YMa	90.37	-10.26	91.75	92.32	96
LMa	50.9	-62.83	34.96	71.91	151
CMa	58.62	-30.34	-45.01	54.3	236
VMa	25.72	31.1	-44.4	54.22	305
NMa	48.13	75.28	-8.36	75.74	354
NMa	18.01	0.0	0.0	0.0	0
WMa	95.41	0.0	0.0	0.0	0
RCIE	39.92	58.66	26.98	64.57	25
JCIE	81.26	-2.16	67.76	67.79	92
GCIE	52.23	-42.25	11.76	43.87	164
BCIE	30.57	1.15	-46.84	46.86	271



NE670-7, 3 step scales for constant CIELAB hue 92/360 = 0.256 (left)

5 step scales for constant CIELAB hue 92/360 = 0.255 (right)

BAM-test chart NE67; Colorimetric systems SRS18 & ORS18
 D65: 3 and 5 step colour scales for 10 hues

input: olv* setrgbcolor
 output: no change compared to input

See for similar files: <http://www.ps.bam.de/NE67/>
 Technical information: <http://www.ps.bam.de> Version 2.1, io=1,1

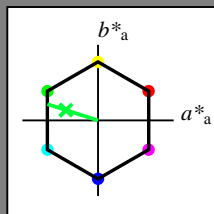
BAM registration: 20060101-NE67/10L/L67E07NP.PS/.PDF BAM material: code=rh4ta
 application for evaluation and measurement of printer or monitor systems
 /NE67/ Form: 8/10, Serie: 1/1, Page: 8 Page count: 8

Input: Colorimetric Standard Reflective System SRS18

for hue $h^* = lab^*h = 162/360 = 0.451$
 lab^*ich and lab^*nch

D65: hue G
 LCH*Ma: 57 70 162
 olv*Ma: 0.0 1.0 0.22

triangle lightness t^*



%Gamut
 $u^*_{rel} = 100$
 %Regularity
 $g^*_{H,rel} = 100$
 $g^*_{C,rel} = 100$

SRS18; adapted (a) CIELAB data

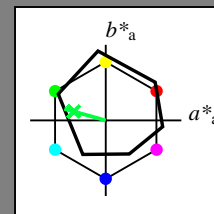
	$L^*=L^*_a$	a^*_a	b^*_a	$C^*_{ab,a}$	$h^*_{ab,a}$
OMa	56.71	67.03	38.7	77.4	30
YMa	56.71	0.0	77.4	77.4	90
LMa	56.71	-67.02	38.7	77.4	150
CMa	56.71	-67.02	-38.69	77.4	210
VMa	56.71	0.0	-77.39	77.4	270
MMa	56.71	67.03	-38.69	77.4	330
NMa	18.01	0.0	0.0	0.0	0
WMa	95.41	0.0	0.0	0.0	0
RCIE	39.92	58.74	27.99	65.07	25
JCIE	81.26	-2.88	71.56	71.62	92
GCIE	52.23	-42.41	13.6	44.55	162
BCIE	30.57	1.41	-46.46	46.49	272

Output: Colorimetric Offset Reflective System ORS18

for hue $h^* = lab^*h = 164/360 = 0.457$
 lab^*ich and lab^*nch

D65: hue G
 LCH*Ma: 53 57 164
 olv*Ma: 0.0 1.0 0.25

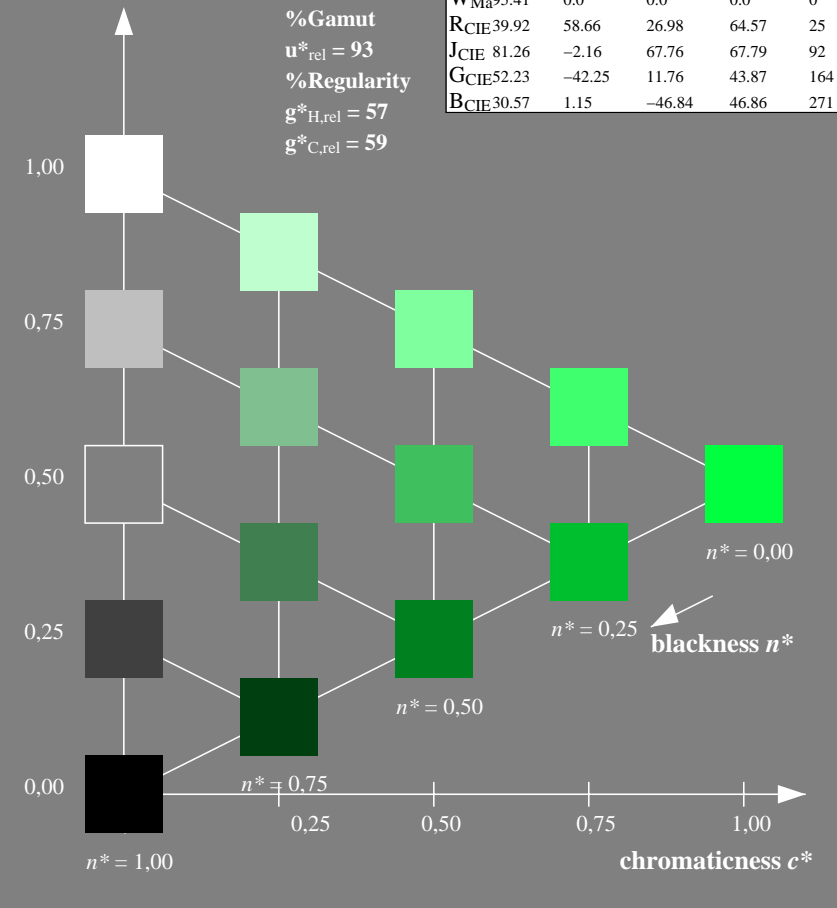
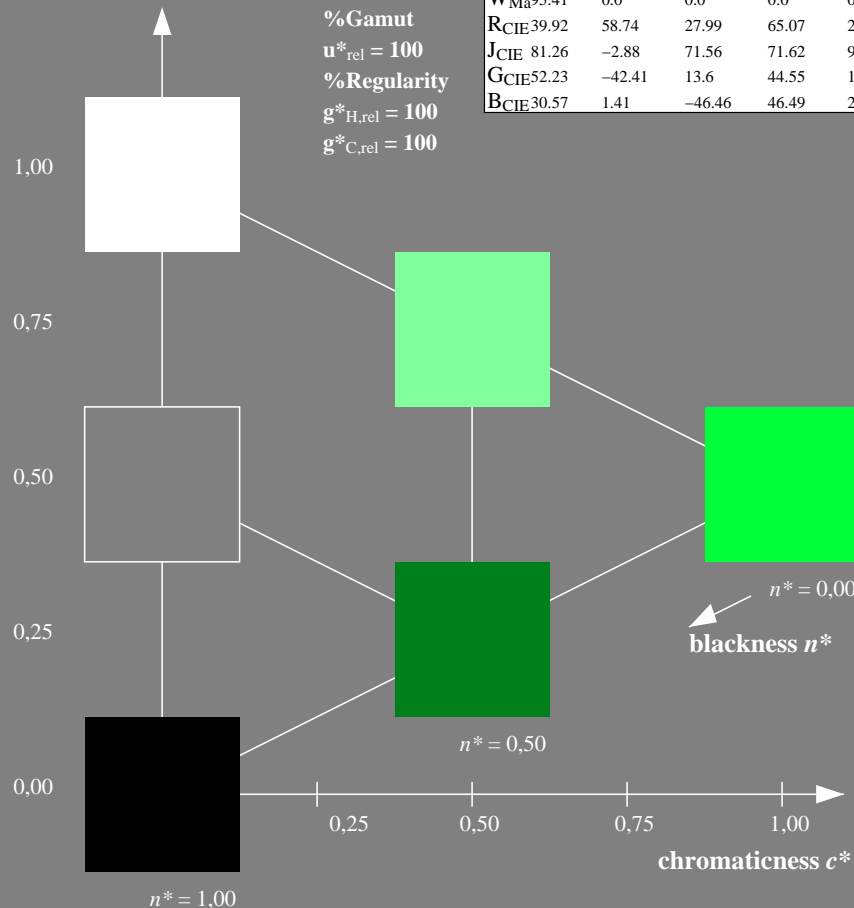
triangle lightness t^*



%Gamut
 $u^*_{rel} = 93$
 %Regularity
 $g^*_{H,rel} = 57$
 $g^*_{C,rel} = 59$

ORS18; adapted (a) CIELAB data

	$L^*=L^*_a$	a^*_a	b^*_a	$C^*_{ab,a}$	$h^*_{ab,a}$
OMa	47.94	65.39	50.52	82.63	38
YMa	90.37	-10.26	91.75	92.32	96
LMa	50.9	-62.83	34.96	71.91	151
CMa	58.62	-30.34	-45.01	54.3	236
VMa	25.72	31.1	-44.4	54.22	305
MMa	48.13	75.28	-8.36	75.74	354
NMa	18.01	0.0	0.0	0.0	0
WMa	95.41	0.0	0.0	0.0	0
RCIE	39.92	58.66	26.98	64.57	25
JCIE	81.26	-2.16	67.76	67.79	92
GCIE	52.23	-42.25	11.76	43.87	164
BCIE	30.57	1.15	-46.84	46.86	271



NE670-7, 3 step scales for constant CIELAB hue 162/360 = 0.451 (left)

5 step scales for constant CIELAB hue 164/360 = 0.457 (right)

BAM-test chart NE67; Colorimetric systems SRS18 & ORS18
 D65: 3 and 5 step colour scales for 10 hues

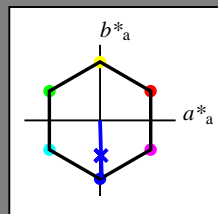
input: olv* setrgbcolor
 output: no change compared to input

Input: Colorimetric Standard Reflective System SRS18

for hue $h^* = lab^*h = 272/360 = 0.755$
 lab^*ich and lab^*nch

D65: hue B
 LCH*Ma: 57 76 272
 olv*Ma: 0.03 0.0 1.0

triangle lightness t^*



%Gamut
 $u^*_{rel} = 100$
 %Regularity
 $g^*_{H,rel} = 100$
 $g^*_{C,rel} = 100$

SRS18; adapted (a) CIELAB data

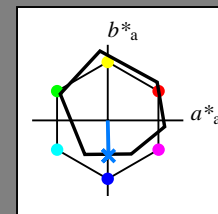
	$L^*=L^*_a$	a^*_a	b^*_a	$C^*_{ab,a}$	$h^*_{ab,a}$
OMa	56.71	67.03	38.7	77.4	30
YMa	56.71	0.0	77.4	77.4	90
LMa	56.71	-67.02	38.7	77.4	150
CMa	56.71	-67.02	-38.69	77.4	210
VMa	56.71	0.0	-77.39	77.4	270
MMa	56.71	67.03	-38.69	77.4	330
NMa	18.01	0.0	0.0	0.0	0
WMa	95.41	0.0	0.0	0.0	0
RCIE	39.92	58.74	27.99	65.07	25
JCIE	81.26	-2.88	71.56	71.62	92
GCIE	52.23	-42.41	13.6	44.55	162
BCIE	30.57	1.41	-46.46	46.49	272

Output: Colorimetric Offset Reflective System ORS18

for hue $h^* = lab^*h = 271/360 = 0.754$
 lab^*ich and lab^*nch

D65: hue B
 LCH*Ma: 42 45 271
 olv*Ma: 0.0 0.49 1.0

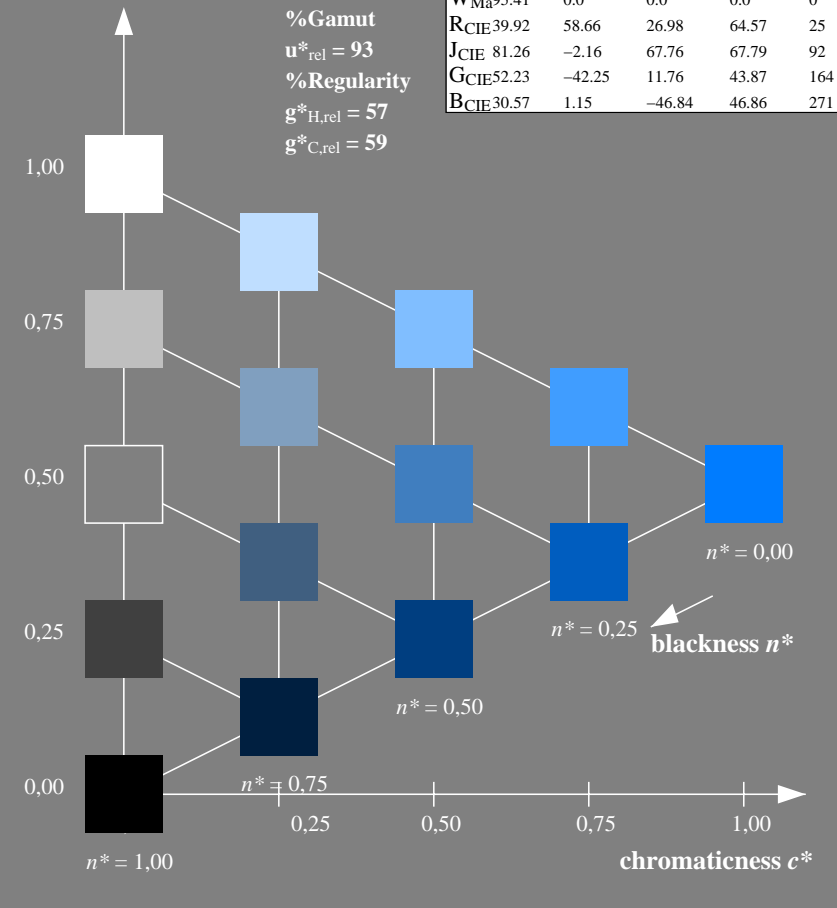
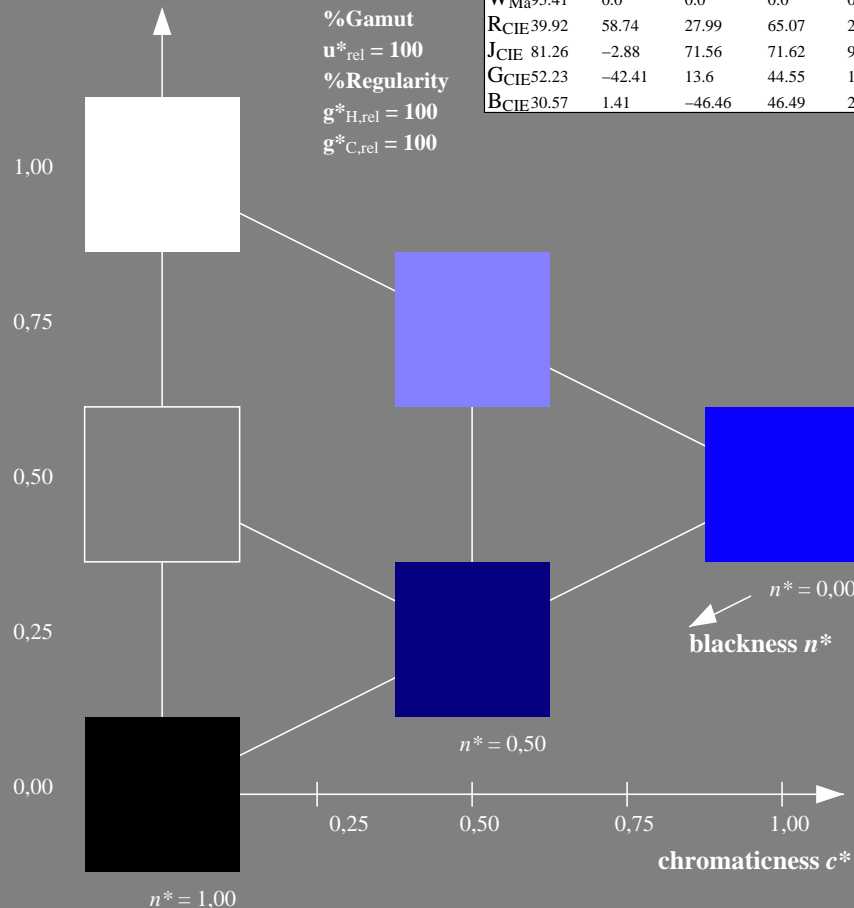
triangle lightness t^*



%Gamut
 $u^*_{rel} = 93$
 %Regularity
 $g^*_{H,rel} = 57$
 $g^*_{C,rel} = 59$

ORS18; adapted (a) CIELAB data

	$L^*=L^*_a$	a^*_a	b^*_a	$C^*_{ab,a}$	$h^*_{ab,a}$
OMa	47.94	65.39	50.52	82.63	38
YMa	90.37	-10.26	91.75	92.32	96
LMa	50.9	-62.83	34.96	71.91	151
CMa	58.62	-30.34	-45.01	54.3	236
VMa	25.72	31.1	-44.4	54.22	305
MMa	48.13	75.28	-8.36	75.74	354
NMa	18.01	0.0	0.0	0.0	0
WMa	95.41	0.0	0.0	0.0	0
RCIE	39.92	58.66	26.98	64.57	25
JCIE	81.26	-2.16	67.76	67.79	92
GCIE	52.23	-42.25	11.76	43.87	164
BCIE	30.57	1.15	-46.84	46.86	271



NE670-7, 3 step scales for constant CIELAB hue 272/360 = 0.755 (left)

5 step scales for constant CIELAB hue 271/360 = 0.754 (right)

BAM-test chart NE67; Colorimetric systems SRS18 & ORS18
 D65: 3 and 5 step colour scales for 10 hues

input: $olv^* setrgbcolor$
 output: no change compared to input