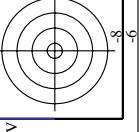
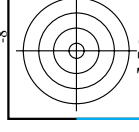


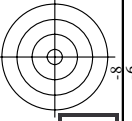
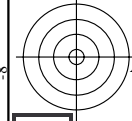
www.ps.bam.de/CE61/10S/S61E00SP.PS/.PDF;
S: Output Linearization (OL) data CE61/10S/S61E00SP.DAT in Distiller Startup (S) Directory

input: w^* setgray
output: no change compared to input



ISO 9241-test chart for four different contrast ranges
Ergonomics – Visual Displays – Field Assessment Methods

$L^*w:L^*n = 95.4 : 0.0$ $L^*w:L^*n = 95.4 : 0.0$ $L^*w:L^*n = 95.4 : 0.0$



www.ps.bam.de/CE61/10S/S61E40SP.PS/.PDF;
S: Output Linearization (OL) data CE61/10S/S61E40SP.DAT in Distiller Startup (S) Directory

input: w^* setgray
output: no change compared to input



$Y_w:Y_n = 88.6 : 0.0$ $Y_w:Y_n = 88.6 : 0.0$ $Y_w:Y_n = 88.6 : 0.0$

