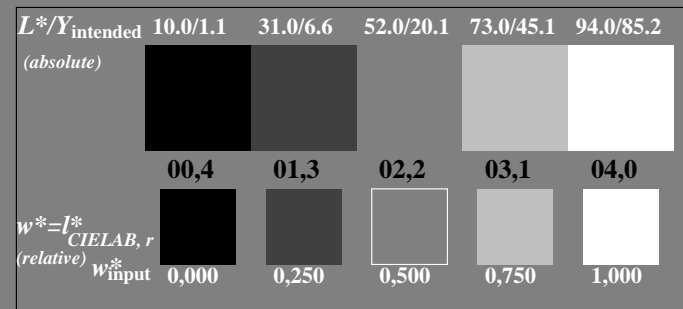
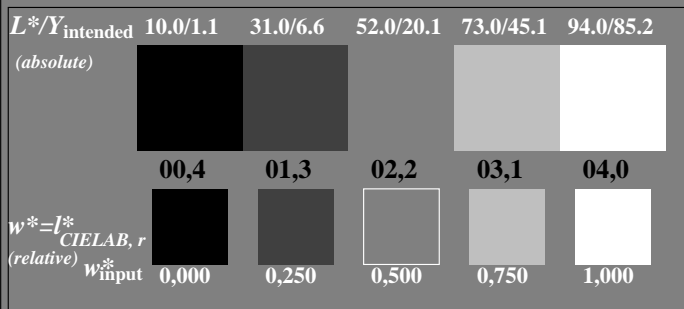
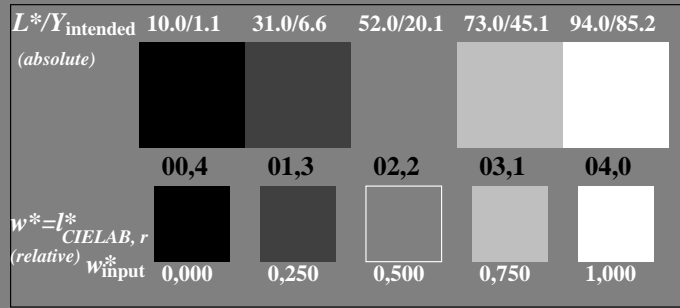
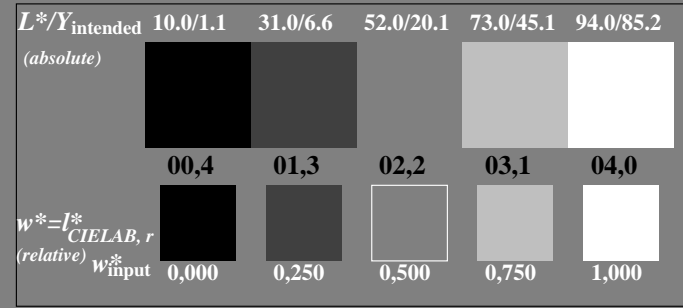
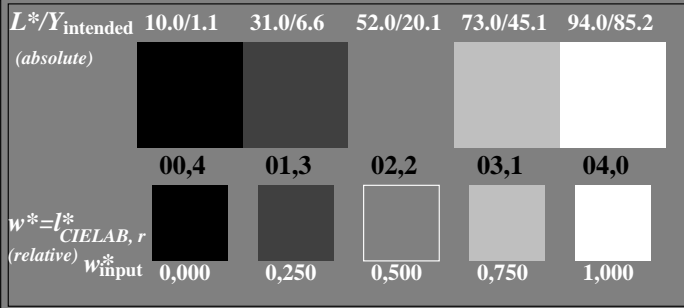


See for similar files: <http://www.ps.bam.de/CE01/>
 Technical information: <http://www.ps.bam.de> Version 2.0, io=0,0

BAM registration: 20040601-CE01/10L/L01E00NP.PS/.PDF BAM material: code=rha4ta
 application for relative reproduction properties of achromatic device output
 /CE01/ Form: 1/1, Serie: 1/1, Page: 1 Page count: 1



Picture A2: 5 visual equidistant L^* -grey steps; PS operator: $w^*/in setgray$



BAM-test chart no. CE01
 Homogeneity with 5 step grey scales according to ISO/IEC 15775 output: no change compared to input

Step: S1

input: $w^* setgray$



Homogeneity with 5 step grey scales according to ISO/IEC 15775 output: no change compared to input