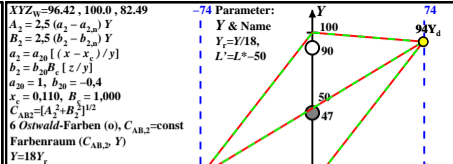


Lichtart D65, $Y_W=100.0, Y_N=-0.1$

Name	Bereich	X	Y	Z	y_N	λ_a	λ_c	λ_e	a_2	b_2	c_2	A_2	B_2	$C_{AB,2}$	$h_{AB,2}$	Y_T	L'	C'	L'_{Cl}	L'_{TV}	L'_{Ta}	
R	507	775	59	63	37	91	0.05	0.61	0.388596	489	1.289	0.0	0.758	63.8	32.9	71.8	27	2.1	17.9	18.6	18.5	15.6
Y	493	775	77	149	94.25	6.76	0.432	0.529570	463	0.61	-0.022	0.325	-1.3	76.7	76.7	91	5.23	47.7	48.7	41.1	30.8	
G	493	567	17.49	56.35	6.71	0.217	0.699535	530.0	153	-0.038	0.557	-65.2	43.7	78.5	146	3.13	29.8	30.6	28.3	22.9		
C	380	567	35.41	62.09	108.84	171	0.3	489	596	0.204	-0.56	0.463	-63.8	-32.9	71.8	207	3.44	32.9	33.8	30.7	24.5	
B	380	493	17.93	57.5	102.14	142	0.045	645	570	0.711	-5.681	5.334	1.3	-76.7	76.7	271	0.31	-21.2	-20.9	-28.3	-22.9	
M	507	493	77.55	43.65	102.18	347	0.195	535	535	1.213	-0.749	0.719	65.2	-43.7	78.5	326	2.42	22.0	22.7	22.0	18.3	
W	380	775	95.04	100.0	108.89	312	0.329	100%	0.0	0.0	0.0	0.0	0.0	5.55	50.0	51.0	42.6	31.5				
N	380	775	0.0	0.0	0.0	0.0	0.0	0.0	0.0	0.0	0.0	0.0	0.0	180	0.0	-49.9	-49.9	-186.2	-49.8			
U	380	775	17.1	18.0	19.6	0.312	0.329	18%	0.616	-0.348	0.0	0.0	0.0	0.0	185	1.0	-0.4	0.0	0.0	0.0		

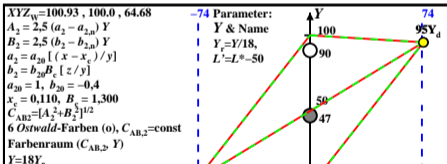
fgc00-1a



Lichtart D50, $Y_W=100.0, Y_N=-0.1$

Name	Bereich	X	Y	Z	y_N	λ_a	λ_c	λ_e	a_2	b_2	c_2	A_2	B_2	$C_{AB,2}$	$h_{AB,2}$	Y_T	L'	C'	L'_{Cl}	L'_{TV}	L'_{Ta}
R	570	775	64.89	39.99	0.05	0.618	0.381598	491	1.333	0.0	0.752	67.6	32.9	75.2	25	2.22	19.4	20.1	19.8	16.6	
Y	496	775	83.1	94.03	4.27	0.458	0.518573	468	0.671	-0.018	0.312	3.3	73.3	73.3	87	5.22	47.6	48.6	41.0	30.7	
G	496	570	18.21	54.04	4.22	0.238	0.706538	538.0	181	-0.031	0.562	-64.3	40.3	75.3	147	3.0	28.4	29.2	27.3	22.2	
C	380	570	31.53	60.01	82.44	0.181	0.344491	598	0.206	-0.549	0.501	-67.6	-32.9	75.2	205	3.33	31.8	32.6	29.9	23.5	
B	380	496	13.32	5.97	78.23	0.136	0.061468	573	0.434	-5.235	4.91	-3.3	-73.3	73.3	267	0.33	-20.6	-20.3	-27.3	-22.2	
M	570	496	78.21	45.96	78.28	0.386	0.227538	538	1.217	-0.681	0.66	64.3	-40.3	75.9	327	2.55	23.5	24.2	23.3	19.3	
W	380	775	96.42	100.0	82.49	0.345	0.358	100%	0.657	-0.329	0.0	0.0	0.0	5.55	50.0	51.0	42.6	31.5			
N	380	775	0.0	0.0	0.0	0.0	0.0	0.0	0.0	0.0	0.0	0.0	0.0	180	0.0	-49.9	-49.9	-186.2	-49.8		
U	380	775	17.35	18.0	14.84	0.345	0.358	18%	0.657	-0.329	0.0	0.0	0.0	180	1.0	-0.4	0.0	0.0	0.0		

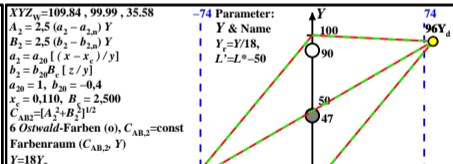
fgc00-2a



Lichtart P40, $Y_W=100.0, Y_N=0.1$

Name	Bereich	X	Y	Z	y_N	λ_a	λ_c	λ_e	a_2	b_2	c_2	A_2	B_2	$C_{AB,2}$	$h_{AB,2}$	Y_T	L'	C'	L'_{Cl}	L'_{TV}	L'_{Ta}
R	573	775	70.19	41.0	0.05	0.63	0.369600	493	1.408	0.0	0.768	71.0	34.5	79.0	25	2.28	20.2	20.9	20.5	17.2	
Y	498	775	90.58	95.34	4.06	0.476	0.501576	468	0.73	-0.022	0.314	3.2	74.8	74.9	87	5.29	48.1	49.1	41.4	30.9	
G	498	573	20.4	54.21	0.259	0.689540	540.0	216	-0.038	0.582	-67.8	40.3	78.9	149	3.01	28.5	29.3	27.4	22.2		
C	380	573	30.74	58.86	64.64	0.199	0.381493	600.0	0.234	-0.571	0.577	-71.0	-34.5	79.0	205	3.27	31.2	32.0	29.4	23.6	
B	380	498	10.35	4.66	60.62	0.136	0.061468	576	0.435	-6.762	6.432	-3.2	-74.8	74.9	267	0.25	-24.2	-23.9	-33.5	-26.3	
M	573	498	80.55	45.79	60.67	0.43	0.244540	540	1.309	-0.688	0.689	67.8	-40.3	78.9	329	2.54	23.4	24.1	23.2	19.2	
W	380	775	100.93	100.0	64.68	0.379	0.376	100%	0.717	-0.336	0.0	0.0	0.0	5.55	50.0	51.0	42.6	31.5			
N	380	775	0.0	0.0	0.0	0.0	0.0	0.0	0.0	0.0	0.0	0.0	0.0	180	0.0	-49.9	-49.9	-186.2	-49.8		
U	380	775	18.16	18.0	11.64	0.379	0.376	18%	0.717	-0.336	0.0	0.0	0.0	166	1.0	-0.4	0.0	0.0	0.0		

fgc00-3a



Lichtart A00, $Y_W=100.0, Y_N=0.1$

Name	Bereich	X	Y	Z	y_N	λ_a	λ_c	λ_e	a_2	b_2	c_2	A_2	B_2	$C_{AB,2}$	$h_{AB,2}$	Y_T	L'	C'	L'_{Cl}	L'_{TV}	L'_{Ta}
R	579	775	79.88	43.0	0.04	0.649	0.349605	499	1.542	-0.001	0.797	76.7	38.1	85.7	26	2.38	21.5	22.2	21.6	18.0	
Y	498	775	104.4795	97	2.33	0.515	0.473581	474.0	0.856	-0.024	0.332	6.6	79.5	79.8	85	5.33	48.4	49.4	41.5	31.0	
G	504	579	24.59	52.96	2.29	0.307	0.663547	547.0	298	-0.043	0.615	-70.1	41.3	81.4	149	2.94	27.8	28.6	26.8	21.0	
C	380	579	29.97	56.99	35.54	0.244	0.465499	605	0.289	-0.623	0.601	-76.7	-38.1	85.7	209	3.16	30.1	30.9	28.6	23.1	
B	380	504	5.38	4.03	33.24	0.126	0.094474	581	0.172	-8.246	7.917	-6.6	-79.5	79.8	265	0.22	-26.2	-25.9	-37.1	-28.5	
M	579	504	85.26	47.04	33.28	0.514	0.284547	547	1.425	-0.707	0.692	70.1	-41.3	81.4	329	2.61	24.2	24.9	23.8	19.7	
W	380	775	109.8499	99.99	35.58	0.447	0.407	100%	0.828	-0.355	0.0	0.0	0.0	5.55	50.0	51.0	42.6	31.5			
N	380	775	0.0	0.0	0.0	0.0	0.0	0.0	0.0	0.0	0.0	0.0	0.0	180	0.0	-49.9	-49.9	-186.2	-49.8		
U	380	775	19.77	17.99	6.4	0.447	0.407	18%	0.828	-0.355	0.0	0.0	0.0	180	1.0	-0.4	0.0	0.0	0.0		

fgc00-4a

fgc00-7R_R