http://farbe.li.tu-berlin.de/fgb6/fgb6l0np.pdf /.ps; nur Vektorgrafik VG; Start-Ausgabe
Siehe separate Bilder dieser Seite: http://farbe.li.tu-berlin.de/fgb6/fgb6.htm

HPE_CIE02-Zapfen-Empfindlichkeit $\bar{y}_{max}(\lambda)=1$
$\bar{l}_1(\lambda)=B_{11}\bar{x}_1(\lambda)+B_{12}\bar{y}_1(\lambda)+B_{13}\bar{z}_1(\lambda)$
B_{1j} 0,3897 0,6889 −0,0786 λ=570
E00: $\Sigma\bar{l}_1(\lambda)=21,37$
$(x,y)_1=(0,3332, 0,3332)$

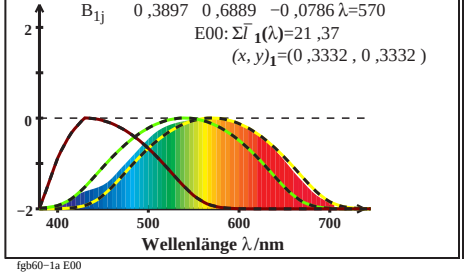

fgb60−1a E00

HPE_CIE02-Zapfen-Empfindlichkeit $\bar{y}_{max}(\lambda)=1$
$\bar{m}_1(\lambda)=B_{21}\bar{x}_1(\lambda)+B_{22}\bar{y}_1(\lambda)+B_{23}\bar{z}_1(\lambda)$
B_{2j} −0,2298 1,1834 0,0464 λ=540
E00: $\Sigma\bar{m}_1(\lambda)=21,37$
$(x,y)_1=(0,3332, 0,3332)$

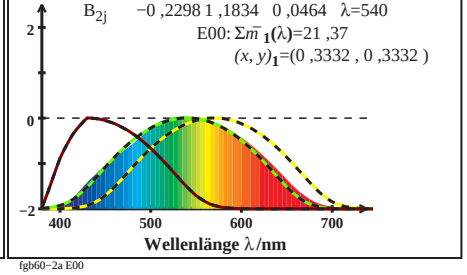

fgb60−2a E00

HPE_CIE02-Zapfen-Empfindlichkeit $\bar{y}_{max}(\lambda)=1$
$\bar{s}_1(\lambda)=B_{31}\bar{x}_1(\lambda)+B_{32}\bar{y}_1(\lambda)+B_{33}\bar{z}_1(\lambda)$
B_{3j} 0,000 0,000 1,000 λ=430
E00: $\Sigma\bar{s}_1(\lambda)=21,37$
$(x,y)_1=(0,3332, 0,3332)$

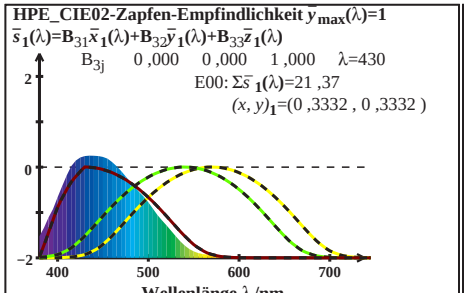

fgb60−3a E00

HPE_CIE02-Zapfen-Empfindlichkeit $Y_{sum}=100$
$\bar{l}_s(\lambda)=B_{11}\bar{x}_s(\lambda)+B_{12}\bar{y}_s(\lambda)+B_{13}\bar{z}_s(\lambda)$
B_{1j} 0,3897 0,6889 −0,0786 λ=570
E00: $\Sigma\bar{l}_s(\lambda)=100,00$
$(x,y)_s=(0,3333, 0,3333)$

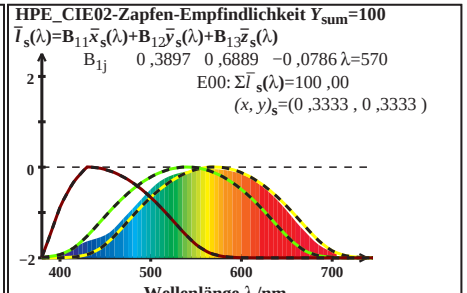

fgb60−4a E00

fgb60−7n

CIE02-Normspektralwerte $\bar{y}_{max}(\lambda)=1$
$\bar{x}_1(\lambda)=A_{11}\bar{l}_1(\lambda)+A_{12}\bar{m}_1(\lambda)+A_{13}\bar{s}_1(\lambda)$
A_{1j} 1,9101 −1,1210 2,0219 (λ=570)
E00: $\Sigma\bar{x}_1(\lambda)=21,37$
$(x,y)_1=(0,3332, 0,3332)$

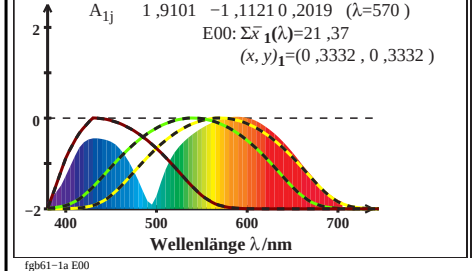

fgb61−1a E00

CIE02-Normspektralwerte $\bar{y}_{max}(\lambda)=1$
$\bar{y}_1(\lambda)=A_{21}\bar{l}_1(\lambda)+A_{22}\bar{m}_1(\lambda)+A_{23}\bar{s}_1(\lambda)$
A_{2j} 0,3709 0,6290 −0,000 (λ=540)
E00: $\Sigma\bar{y}_1(\lambda)=21,37$
$(x,y)_1=(0,3332, 0,3332)$

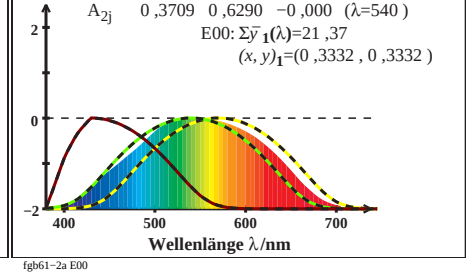

fgb61−2a E00

CIE02-Normspektralwerte $\bar{y}_{max}(\lambda)=1$
$\bar{z}_1(\lambda)=A_{31}\bar{l}_1(\lambda)+A_{32}\bar{m}_1(\lambda)+A_{33}\bar{m}_1(\lambda)$
A_{3j} 0,000 0,000 1,000 (λ=430)
E00: $\Sigma\bar{z}_1(\lambda)=21,37$
$(x,y)_1=(0,3332, 0,3332)$

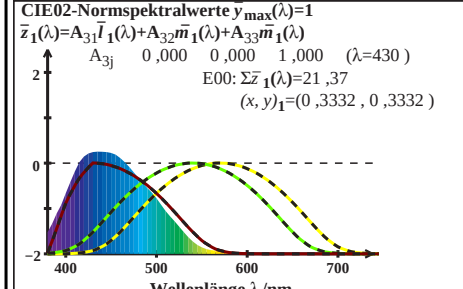

fgb61−3a E00

CIE02-Normspektralwerte $Y_{sum}=100$
$\bar{x}_s(\lambda)=A_{11}\bar{l}_s(\lambda)+A_{12}\bar{m}_s(\lambda)+A_{13}\bar{s}_s(\lambda)$
A_{1j} 1,9101 −1,1210 2,0219 (λ=570)
E00: $\Sigma\bar{x}_s(\lambda)=99,99$
$(x,y)_s=(0,3333, 0,3333)$

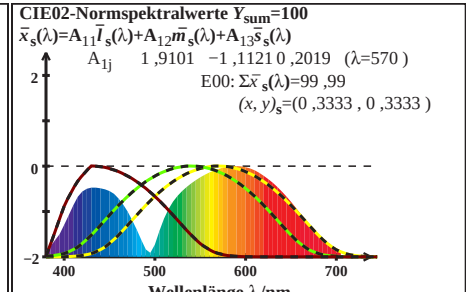

fgb61−4a E00

fgb61−7n

HPE_CIE02-Zapfen-Empfindlichkeit $\bar{y}_{max}(\lambda)=1$
$\bar{l}_1(\lambda)=B_{11}\bar{x}_1(\lambda)+B_{12}\bar{y}_1(\lambda)+B_{13}\bar{z}_1(\lambda)$
B_{1j} 0,3897 0,6889 −0,0786 λ=570
E00: $\Sigma\bar{l}_1(\lambda)=21,37$
$(x,y)_1=(0,3332, 0,3332)$

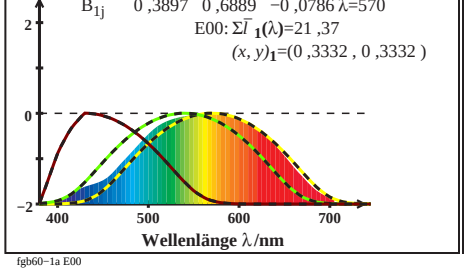

fgb60−1a E00

HPE_CIE02-Zapfen-Empfindlichkeit $\bar{y}_{max}(\lambda)=1$
$\bar{m}_1(\lambda)=B_{21}\bar{x}_1(\lambda)+B_{22}\bar{y}_1(\lambda)+B_{23}\bar{z}_1(\lambda)$
B_{2j} −0,2298 1,1834 0,0464 λ=540
E00: $\Sigma\bar{m}_1(\lambda)=21,37$
$(x,y)_1=(0,3332, 0,3332)$

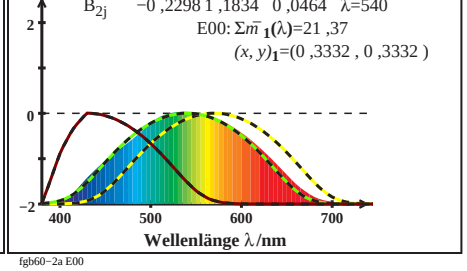

fgb60−2a E00

HPE_CIE02-Zapfen-Empfindlichkeit $\bar{y}_{max}(\lambda)=1$
$\bar{s}_1(\lambda)=B_{31}\bar{x}_1(\lambda)+B_{32}\bar{y}_1(\lambda)+B_{33}\bar{z}_1(\lambda)$
B_{3j} 0,000 0,000 1,000 λ=430
E00: $\Sigma\bar{s}_1(\lambda)=21,37$
$(x,y)_1=(0,3332, 0,3332)$

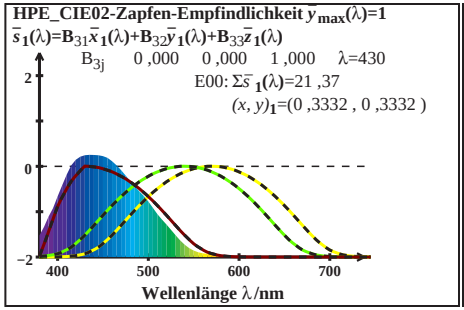

fgb60−3a E00

HPE_CIE02-Zapfen-Empfindlichkeit $Y_{sum}=100$
$\bar{l}_s(\lambda)=B_{11}\bar{x}_s(\lambda)+B_{12}\bar{y}_s(\lambda)+B_{13}\bar{z}_s(\lambda)$
B_{1j} 0,3897 0,6889 −0,0786 λ=570
E00: $\Sigma\bar{l}_s(\lambda)=100,00$
$(x,y)_s=(0,3333, 0,3333)$

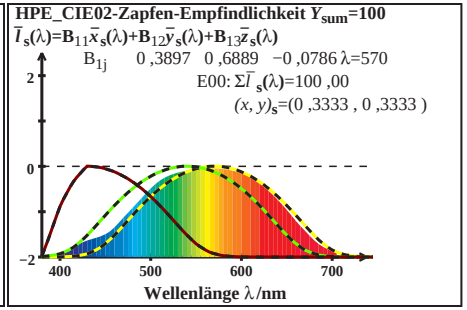

fgb60−4a E00

fgb60−7n

CIE02-Normspektralwerte $Y_{sum}=100$
$\bar{y}_s(\lambda)=A_{21}\bar{l}_s(\lambda)+A_{22}\bar{m}_s(\lambda)+A_{23}\bar{s}_s(\lambda)$
A_{2j} 0,3709 0,6290 −0,000 (λ=540)
E00: $\Sigma\bar{y}_s(\lambda)=99,99$
$(x,y)_s=(0,3333, 0,3333)$

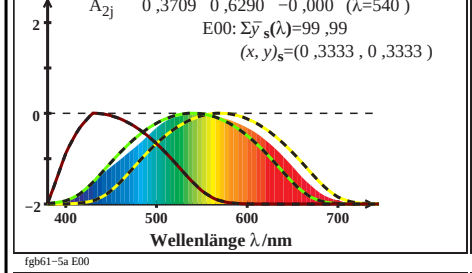

fgb61−5a E00

CIE02-Normspektralwerte $Y_{sum}=100$
$\bar{z}_s(\lambda)=A_{31}\bar{l}_s(\lambda)+A_{32}\bar{m}_s(\lambda)+A_{33}\bar{m}_s(\lambda)$
A_{3j} 0,000 0,000 1,000 (λ=430)
E00: $\Sigma\bar{z}_s(\lambda)=100,00$
$(x,y)_s=(0,3333, 0,3333)$

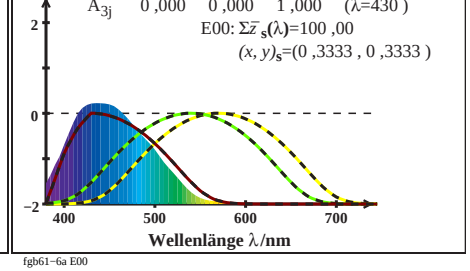

fgb61−6a E00

CIE02-Normspektralwert-Erregung
log $[\bar{x}_s(\lambda)/\bar{y}_s(\lambda)]$
E00: $\Sigma\bar{x}_s(\lambda)=99,99$
$(x,y)_s=(0,3333, 0,3333)$

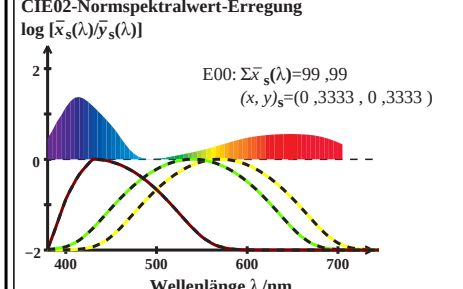

fgb61−7a E00

CIE02-Normspektralwert-Erregung
log $[\bar{z}_s(\lambda)/\bar{y}_s(\lambda)]$
E00: $\Sigma\bar{z}_s(\lambda)=100,00$
$(x,y)_s=(0,3333, 0,3333)$

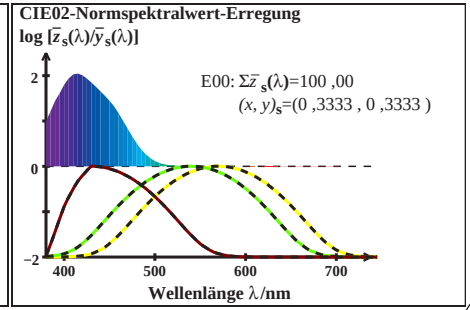

fgb61−8a E00

fgb61−7n

Siehe ähnliche Dateien der ganzen Serie: http://farbe.li.tu-berlin.de/fgbs.htm
Technische Information: http://farbe.li.tu-berlin.de oder http://color.li.tu-berlin.de

TUB-Registrierung: 20230801-fgb6/fgb6l0np.pdf /.ps
Anwendung für Beurteilung und Messung von Display- oder Druck-Ausgabe
TUB-Material: Code=rha4ta

TUB-Prüfvorlage fgb6; HPE-CIE-1931-02-Grad-Farbmetrik zwischen CIEXYZ und HPE-LMS
Zapfen-Emfindlichkeit und -Erregung, und Spektralwertfunktionen für CIE Lichtart E00, log-Daten