

see similar files of the whole serie: <http://farbe.li.tu-berlin.de/feis.htm>  
 technical information: <http://farbe.li.tu-berlin.de/A/33872E.htm>  
 or <http://standards.iso.org/iso/9241/306/ed-2/index.html>

TUB registration: 20240301-fei9/fei910fa.txt /.ps  
 application for evaluation and measurement of display or print output  
 TUB material: code=rh4ta

i	LAB*ref	l*out	LAB*out	LAB*out/c-ref	ΔE*
1	0.0	0.0	0.0	0.0	0.01
2	6.36	0.0	0.07	6.36	0.01
3	12.72	0.0	0.13	12.72	0.01
4	19.08	0.0	0.2	19.08	0.01
5	25.44	0.0	0.27	25.44	0.01
6	31.8	0.0	0.33	31.8	0.01
7	38.16	0.0	0.4	38.16	0.01
8	44.52	0.0	0.47	44.52	0.01
9	50.89	0.0	0.53	50.89	0.01
10	57.25	0.0	0.6	57.25	0.01
11	63.61	0.0	0.67	63.61	0.01
12	69.97	0.0	0.73	69.97	0.01
13	76.33	0.0	0.8	76.33	0.01
14	82.69	0.0	0.87	82.69	0.01
15	89.05	0.0	0.93	89.05	0.01
16	95.41	0.0	1.0	95.41	0.01
17	0.0	0.0	0.0	0.0	0.01
18	23.85	0.0	0.25	23.85	0.01
19	47.71	0.0	0.5	47.71	0.01
20	71.56	0.0	0.75	71.56	0.01
21	95.41	0.0	1.0	95.41	0.01

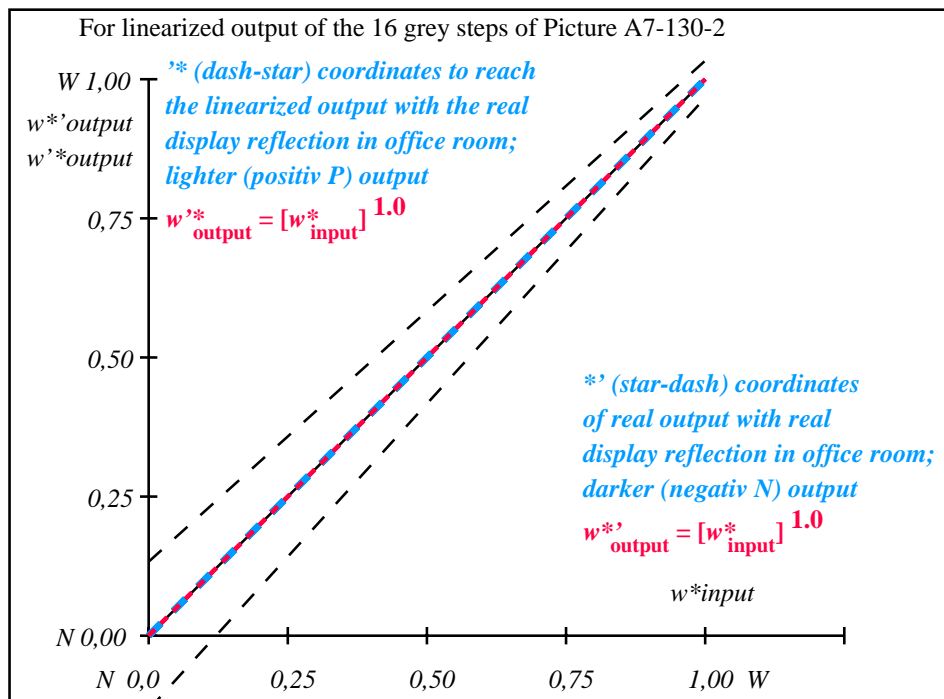
**Start output S1**  
**Specification according to ISO/IEC 15775 Annex G and DIN 33866-1 Annex G**

Mean lightness difference (16 steps)  
 $\Delta E^*_{CIELAB} = 0.0$

Mean lightness difference (5 steps)  
 $\Delta L^*_{CIELAB} = 0.0$

Mean colour reproduction index:  $R^*_{ab,m} = 100$

fei90-3A-130-2: File: Measure unknown; Device: Device unknown; Date: Date unknown



fei91-3N-130-2: File: Measure unknown; Device: Device unknown; Date: Date unknown

$L^*/Y^*_{intended}$ (absolute)	0.0/0.0	6.4/0.7	12.7/1.5	19.1/2.8	25.4/4.6	31.8/7.0	38.2/10.2	44.5/14.2	50.9/19.2	57.2/25.2	63.6/32.3	70.0/40.7	76.3/50.4	82.7/61.6	89.0/74.3	95.4/88.6
$w^* w^* w^*$ setrgb																
gp=1.0																
No. and Hex code	00;F	01;E	02;D	03;C	04;B	05;A	06;9	07;8	08;7	09;6	10;5	11;4	12;3	13;2	14;1	15;0
$w^* = l^*_{CIELAB, r}$ (relative)																
$w^*_{intended}$	0,000	0,067	0,133	0,200	0,267	0,333	0,400	0,467	0,533	0,600	0,667	0,733	0,800	0,867	0,933	1,000
$w^*_{out}$	0.0	0.067	0.133	0.2	0.267	0.333	0.4	0.467	0.533	0.6	0.667	0.733	0.8	0.867	0.933	1.0

fei90-7N, Picture A7-130-2: 16 visual equidistant  $L^*$ -grey steps; PS operator:  $w^* w^* w^*$  setrgbcolor

TUB-test chart fei9; In-output relation according to ISO 9241-306; 1MR, DEH  
 Viewing Y contrast  $Y_W:Y_N=88,9:0,31$ ;  $Y_N$  range 0,0 to <0,46

000n/w/cmy0/rgb  
 ->rgb\*\_de, 130-2:

<http://farbe.li.tu-berlin.de/fei9/fei910fa.txt> /.ps; only vector graphic VG;  
 see separate images of this page: <http://farbe.li.tu-berlin.de/fei9/fei9.htm>

see similar files of the whole serie: <http://farbe.li.tu-berlin.de/feis.htm>  
 technical information: <http://farbe.li.tu-berlin.de/A/33872E.html>  
 or <http://standards.iso.org/iso/9241/306/ed-2/index.html>

TUB registration: 20240301-fei9/fei910fa.txt /.ps  
 application for evaluation and measurement of display or print output  
 TUB material: code=rh4ta

i	LAB*ref	l*out	LAB*out	LAB*out/c-ref	ΔE*
1	5.69	0.0	0.0	5.69	0.0
2	11.67	0.0	0.1	14.73	0.0
3	17.65	0.0	0.18	21.96	0.0
4	23.63	0.0	0.26	28.63	0.0
5	29.62	0.0	0.33	34.96	0.0
6	35.6	0.0	0.39	41.05	0.0
7	41.58	0.0	0.46	46.96	0.0
8	47.56	0.0	0.52	52.72	0.0
9	53.54	0.0	0.59	58.36	0.0
10	59.52	0.0	0.65	63.88	0.0
11	65.5	0.0	0.71	69.32	0.0
12	71.48	0.0	0.77	74.67	0.0
13	77.47	0.0	0.83	79.95	0.0
14	83.45	0.0	0.89	85.16	0.0
15	89.43	0.0	0.94	90.31	0.0
16	95.41	0.0	1.0	95.41	0.0
17	5.69	0.0	0.0	5.69	0.0
18	28.12	0.0	0.31	33.4	0.0
19	50.55	0.0	0.56	55.55	0.0
20	72.98	0.0	0.78	76.0	0.0
21	95.41	0.0	1.0	95.41	0.0

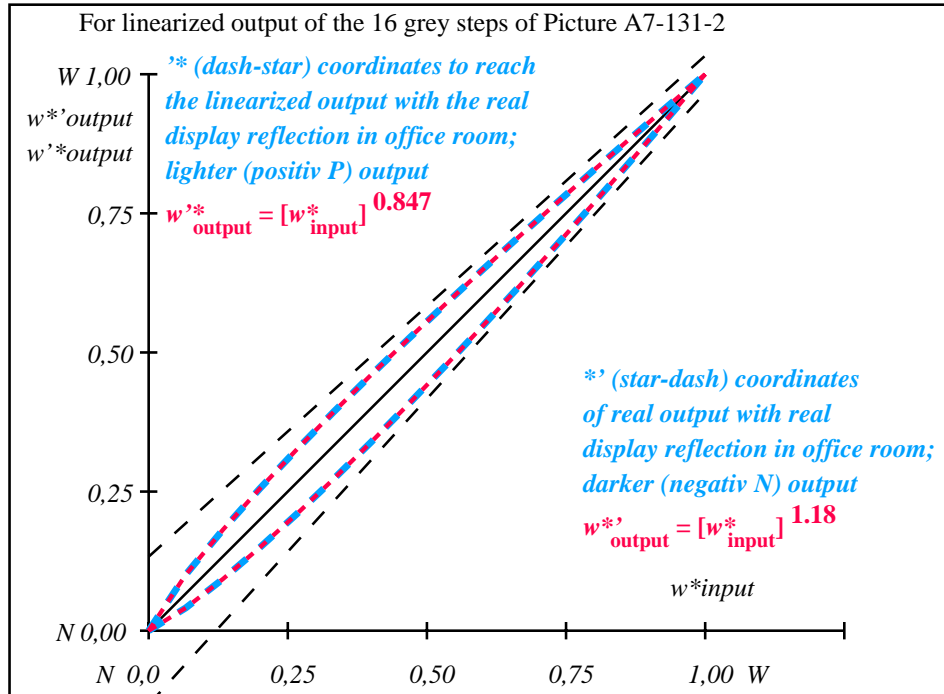
**Start output S1**  
**Specification according to ISO/IEC 15775 Annex G and DIN 33866-1 Annex G**

Mean lightness difference (16 steps)  
 $\Delta E^*_{CIELAB} = 3.4$

Mean lightness difference (5 steps)  
 $\Delta L^*_{CIELAB} = 2.7$

Mean colour reproduction index:  $R^*_{ab,m} = 85$

fei90-3A-131-2: File: Measure unknown; Device: Device unknown; Date: Date unknown



fei91-3N-131-2: File: Measure unknown; Device: Device unknown; Date: Date unknown

$L^*/Y^*_{intended}$ (absolute)	5.7/0.6	11.7/1.4	17.7/2.4	23.6/4.0	29.6/6.1	35.6/8.8	41.6/12.2	47.6/16.5	53.5/21.5	59.5/27.6	65.5/34.7	71.5/42.9	77.5/52.3	83.4/63.0	89.4/75.1	95.4/88.6
$w^* w^* w^*$ setrgb																
gp=0.92																
No. and Hex code	00;F	01;E	02;D	03;C	04;B	05;A	06;9	07;8	08;7	09;6	10;5	11;4	12;3	13;2	14;1	15;0
$w^* = l^*_{CIELAB, r}$ (relative)																
$w^*_{intended}$	0,000	0,067	0,133	0,200	0,267	0,333	0,400	0,467	0,533	0,600	0,667	0,733	0,800	0,867	0,933	1,000
$w^*_{out}$	0,0	0,082	0,155	0,226	0,295	0,362	0,428	0,494	0,559	0,623	0,688	0,75	0,814	0,876	0,938	1,0

fei90-7N, Picture A7-131-2: 16 visual equidistant  $L^*$ -grey steps; PS operator:  $w^* w^* w^*$  setrgbcolor

TUB-test chart fei9; In-output relation according to ISO 9241-306; 1MR, DEH  
 Viewing Y contrast  $Y_W:Y_N=88,9:0,62$ ;  $Y_N$  range 0,46 to <0,93

000n/w/cmy0/rgb  
 ->rgb\*\_de, 131-2:

<http://farbe.li.tu-berlin.de/fei9/fei910fa.txt> /.ps; only vector graphic VG;  
 see separate images of this page: <http://farbe.li.tu-berlin.de/fei9/fei9.htm>

see similar files of the whole serie: <http://farbe.li.tu-berlin.de/feis.htm>  
 technical information: <http://farbe.li.tu-berlin.de/A/33872E.html>  
 or <http://standards.iso.org/iso/9241/306/ed-2/index.html>

TUB registration: 20240301-fei9/fei910fa.txt /.ps  
 application for evaluation and measurement of display or print output  
 TUB material: code=rh4ta

i	LAB*ref	l*out	LAB*out	LAB*out/c-ref	$\Delta E^*$
1	10.99	0.0	0.0	10.99 0.0 0.0	0.01
2	16.62	0.0	0.14	22.52 0.0 0.0	5.9
3	22.25	0.0	0.23	30.18 0.0 0.0	7.93
4	27.88	0.0	0.31	36.84 0.0 0.0	8.97
5	33.5	0.0	0.38	42.93 0.0 0.0	9.43
6	39.13	0.0	0.45	48.63 0.0 0.0	9.5
7	44.76	0.0	0.51	54.03 0.0 0.0	9.27
8	50.39	0.0	0.57	59.19 0.0 0.0	8.81
9	56.02	0.0	0.63	64.17 0.0 0.0	8.15
10	61.64	0.0	0.69	68.98 0.0 0.0	7.33
11	67.27	0.0	0.74	73.65 0.0 0.0	6.38
12	72.9	0.0	0.8	78.2 0.0 0.0	5.3
13	78.53	0.0	0.85	82.64 0.0 0.0	4.11
14	84.15	0.0	0.9	86.98 0.0 0.0	2.82
15	89.78	0.0	0.95	91.23 0.0 0.0	1.45
16	95.41	0.0	1.0	95.41 0.0 0.0	0.01
17	10.99	0.0	0.0	10.99 0.0 0.0	0.01
18	32.1	0.0	0.36	41.45 0.0 0.0	9.36
19	53.2	0.0	0.6	61.7 0.0 0.0	8.5
20	74.31	0.0	0.81	79.32 0.0 0.0	5.01
21	95.41	0.0	1.0	95.41 0.0 0.0	0.01

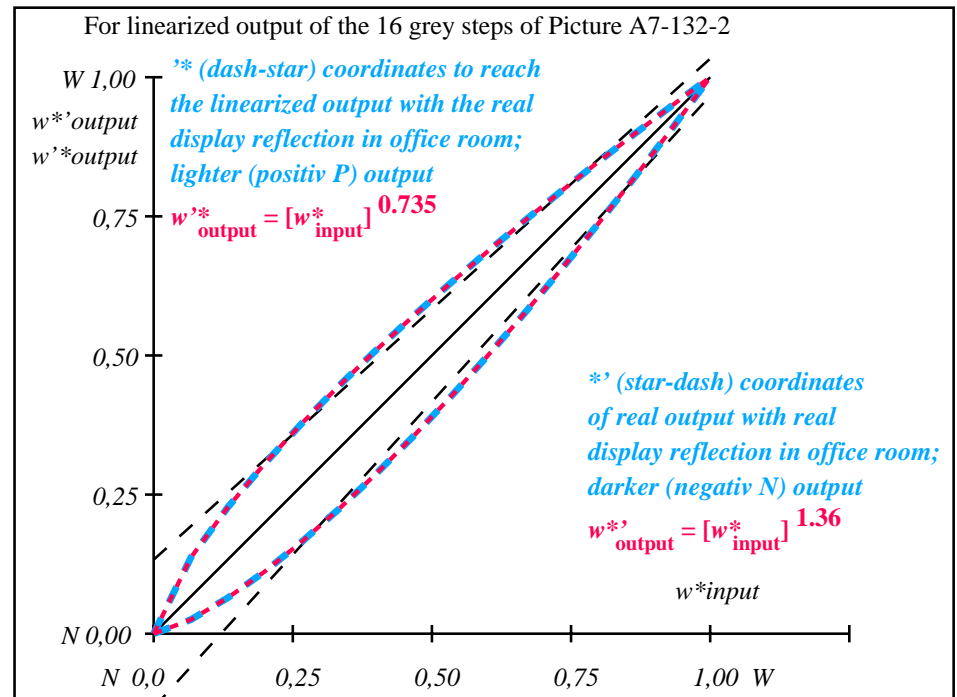
**Start output S1**  
**Specification according to ISO/IEC 15775 Annex G and DIN 33866-1 Annex G**

Mean lightness difference (16 steps)  
 $\Delta E^*_{CIELAB} = 6.0$

Mean lightness difference (5 steps)  
 $\Delta L^*_{CIELAB} = 4.6$

Mean colour reproduction index:  $R^*_{ab,m} = 74$

fei90-3A-132-2: File: Measure unknown; Device: Device unknown; Date: Date unknown



fei91-3N-132-2: File: Measure unknown; Device: Device unknown; Date: Date unknown

$L^*/Y^*_{intended}$ (absolute)	11.0/1.3	16.6/2.2	22.2/3.6	27.9/5.4	33.5/7.8	39.1/10.7	44.8/14.4	50.4/18.7	56.0/23.9	61.6/30.0	67.3/37.0	72.9/45.0	78.5/54.1	84.2/64.4	89.8/75.8	95.4/88.6
$w^* w^* w^*$ setrgb																
gp=0.85																
No. and Hex code	00;F	01;E	02;D	03;C	04;B	05;A	06;9	07;8	08;7	09;6	10;5	11;4	12;3	13;2	14;1	15;0
$w^* = l^*_{CIELAB, r}$ (relative)																
$w^*_{intended}$	0,000	0,067	0,133	0,200	0,267	0,333	0,400	0,467	0,533	0,600	0,667	0,733	0,800	0,867	0,933	1,000
$w^*_{out}$	0,0	0,1	0,18	0,255	0,325	0,393	0,459	0,524	0,586	0,648	0,709	0,768	0,827	0,886	0,943	1,0

fei90-7N, Picture A7-132-2: 16 visual equidistant  $L^*$ -grey steps; PS operator:  $w^* w^* w^*$  setrgbcolor

TUB-test chart fei9; In-output relation according to ISO 9241-306; 1MR, DEH  
 Viewing Y contrast  $Y_W:Y_N=88,9:1,25$ ;  $Y_N$  range 0,93 to <1,87

000n/w/cmy0/rgb  
 ->rgb\*\_de, 132-2:

see similar files of the whole serie: <http://farbe.li.tu-berlin.de/feis.htm>  
technical information: <http://farbe.li.tu-berlin.de/A/33872E.html>  
or <http://standards.iso.org/iso/9241/306/ed-2/index.html>

TUB registration: 20240301-fei9/fei910fa.txt /.ps  
application for evaluation and measurement of display or print output  
TUB material: code=rh4ta

i	LAB*ref	l*out	LAB*out	LAB*out/c-ref	$\Delta E^*$
1	18.01	0.0	0.0	18.01	0.0
2	23.17	0.0	0.17	31.35	0.0
3	28.33	0.0	0.27	38.93	0.0
4	33.49	0.0	0.35	45.23	0.0
5	38.65	0.0	0.42	50.82	0.0
6	43.81	0.0	0.49	55.93	0.0
7	48.97	0.0	0.55	60.7	0.0
8	54.13	0.0	0.61	65.2	0.0
9	59.29	0.0	0.66	69.47	0.0
10	64.45	0.0	0.72	73.56	0.0
11	69.61	0.0	0.77	77.49	0.0
12	74.77	0.0	0.82	81.29	0.0
13	79.93	0.0	0.87	84.97	0.0
14	85.09	0.0	0.91	88.54	0.0
15	90.25	0.0	0.96	92.02	0.0
16	95.41	0.0	1.0	95.41	0.0
17	18.01	0.0	0.0	18.01	0.0
18	37.36	0.0	0.41	49.47	0.0
19	56.71	0.0	0.64	67.36	0.0
20	76.06	0.0	0.83	82.22	0.0
21	95.41	0.0	1.0	95.41	0.0

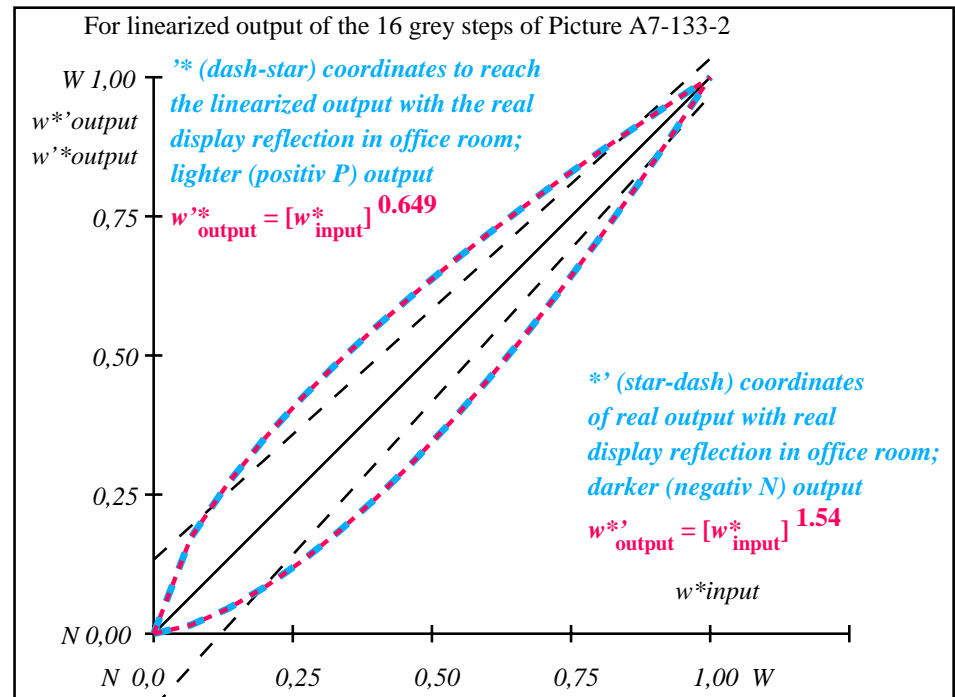
**Start output S1**  
**Specification according to ISO/IEC 15775 Annex G and DIN 33866-1 Annex G**

Mean lightness difference (16 steps)  
 $\Delta L^*_{CIELAB} = 7.6$

Mean lightness difference (5 steps)  
 $\Delta L^*_{CIELAB} = 5.8$

Mean colour reproduction index:  $R^*_{ab,m} = 67$

fei90-3A-133-2: File: Measure unknown; Device: Device unknown; Date: Date unknown



fei91-3N-133-2: File: Measure unknown; Device: Device unknown; Date: Date unknown

$L^*/Y^*_{intended}$ (absolute)	18.0/2.5	23.2/3.8	28.3/5.6	33.5/7.8	38.6/10.5	43.8/13.7	49.0/17.6	54.1/22.1	59.3/27.3	64.4/33.4	69.6/40.2	74.8/47.9	79.9/56.6	85.1/66.2	90.2/76.8	95.4/88.6
$w^* w^* w^*$ setrgb																
gp=0.78																
No. and Hex code	00;F	01;E	02;D	03;C	04;B	05;A	06;9	07;8	08;7	09;6	10;5	11;4	12;3	13;2	14;1	15;0
$w^* = l^*_{CIELAB, r}$ (relative)																
$w^*_{intended}$	0,000	0,067	0,133	0,200	0,267	0,333	0,400	0,467	0,533	0,600	0,667	0,733	0,800	0,867	0,933	1,000
$w^*_{out}$	0,0	0,123	0,209	0,287	0,359	0,426	0,492	0,554	0,614	0,673	0,731	0,786	0,841	0,895	0,948	1,0

fei90-7N, Picture A7-133-2: 16 visual equidistant  $L^*$ -grey steps; PS operator:  $w^* w^* w^*$  setrgbcolor

TUB-test chart fei9; In-output relation according to ISO 9241-306; 1MR, DEH  
Viewing Y contrast  $Y_W:Y_N=88,9:2,5$ ;  $Y_N$  range 1,87 to <3,75

000n/w/cmy0/rgb  
->rgb\*\_de, 133-2:

<http://farbe.li.tu-berlin.de/fei9/fei910fa.txt> /.ps; only vector graphic VG;  
see separate images of this page: <http://farbe.li.tu-berlin.de/fei9/fei9.htm>

see similar files of the whole serie: <http://farbe.li.tu-berlin.de/feis.htm>  
technical information: <http://farbe.li.tu-berlin.de/A/33872E.html>  
or <http://standards.iso.org/iso/9241/306/ed-2/index.html>

TUB registration: 20240301-fei9/fei910fa.txt /.ps  
application for evaluation and measurement of display or print output  
TUB material: code=rh4ta

i	LAB*ref	l*out	LAB*out	LAB*out/c-ref	$\Delta E^*$
1	26.85 0.0 0.0	0.0 0.0	26.85 0.0 0.0	0.0 0.0 0.0	0.01
2	31.42 0.0 0.0	0.21 41.05 0.0	0.0 0.0 9.63	0.0 0.0 9.63	9.63
3	35.99 0.0 0.0	0.31 48.1 0.0	0.0 0.0 12.11	0.0 0.0 12.11	12.11
4	40.56 0.0 0.0	0.39 53.75 0.0	0.0 0.0 13.18	0.0 0.0 13.18	13.18
5	45.13 0.0 0.0	0.46 58.64 0.0	0.0 0.0 13.51	0.0 0.0 13.51	13.51
6	49.7 0.0 0.0	0.53 63.05 0.0	0.0 0.0 13.34	0.0 0.0 13.34	13.34
7	54.27 0.0 0.0	0.59 67.09 0.0	0.0 0.0 12.82	0.0 0.0 12.82	12.82
8	58.84 0.0 0.0	0.64 70.87 0.0	0.0 0.0 12.02	0.0 0.0 12.02	12.02
9	63.41 0.0 0.0	0.69 74.42 0.0	0.0 0.0 11.01	0.0 0.0 11.01	11.01
10	67.99 0.0 0.0	0.74 77.79 0.0	0.0 0.0 9.81	0.0 0.0 9.81	9.81
11	72.56 0.0 0.0	0.79 81.01 0.0	0.0 0.0 8.46	0.0 0.0 8.46	8.46
12	77.13 0.0 0.0	0.84 84.1 0.0	0.0 0.0 6.97	0.0 0.0 6.97	6.97
13	81.7 0.0 0.0	0.88 87.07 0.0	0.0 0.0 5.37	0.0 0.0 5.37	5.37
14	86.27 0.0 0.0	0.92 89.94 0.0	0.0 0.0 3.67	0.0 0.0 3.67	3.67
15	90.84 0.0 0.0	0.96 92.71 0.0	0.0 0.0 1.88	0.0 0.0 1.88	1.88
16	95.41 0.0 0.0	1.0 95.41 0.0	0.0 0.0 0.0	0.0 0.0 0.0	0.01
17	26.85 0.0 0.0	0.0 26.85 0.0	0.0 0.0 0.0	0.0 0.0 0.0	0.01
18	43.99 0.0 0.0	0.45 57.47 0.0	0.0 0.0 13.48	0.0 0.0 13.48	13.48
19	61.13 0.0 0.0	0.67 72.67 0.0	0.0 0.0 11.54	0.0 0.0 11.54	11.54
20	78.27 0.0 0.0	0.85 84.85 0.0	0.0 0.0 6.58	0.0 0.0 6.58	6.58
21	95.41 0.0 0.0	1.0 95.41 0.0	0.0 0.0 0.0	0.0 0.0 0.0	0.01

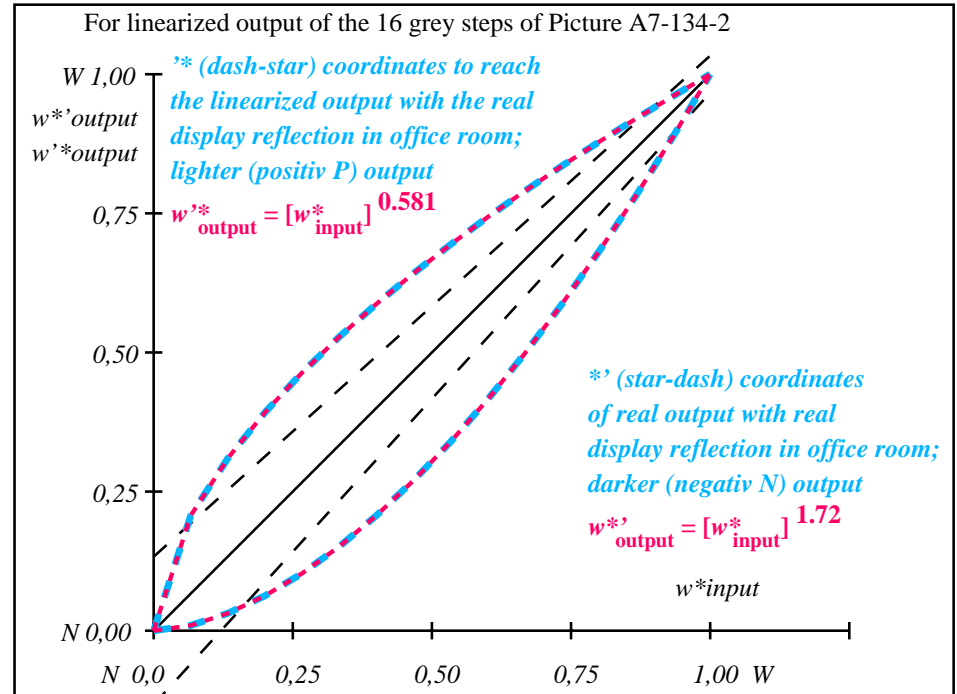
**Start output S1**  
**Specification according to ISO/IEC 15775 Annex G and DIN 33866-1 Annex G**

Mean lightness difference (16 steps)  
 $\Delta E^*_{CIELAB} = 8.4$

Mean lightness difference (5 steps)  
 $\Delta L^*_{CIELAB} = 6.3$

Mean colour reproduction index:  $R^*_{ab,m} = 64$

fei90-3A-134-2: File: Measure unknown; Device: Device unknown; Date: Date unknown



fei91-3N-134-2: File: Measure unknown; Device: Device unknown; Date: Date unknown

$L^*/Y^*_{intended}$ (absolute)	26.8/5.0	31.4/6.8	36.0/9.0	40.6/11.6	45.1/14.6	49.7/18.2	54.3/22.2	58.8/26.9	63.4/32.1	68.0/38.0	72.6/44.5	77.1/51.7	81.7/59.7	86.3/68.5	90.8/78.1	95.4/88.6
$w^* w^* w^*$ setrgb																
gp=0.7																
No. and Hex code	00;F	01;E	02;D	03;C	04;B	05;A	06;9	07;8	08;7	09;6	10;5	11;4	12;3	13;2	14;1	15;0
$w^* = l^*_{CIELAB, r}$ (relative)																
$w^*_{intended}$	0,000	0,067	0,133	0,200	0,267	0,333	0,400	0,467	0,533	0,600	0,667	0,733	0,800	0,867	0,933	1,000
$w^*_{out}$	0.0	0.151	0.244	0.324	0.397	0.463	0.527	0.587	0.644	0.699	0.753	0.805	0.855	0.905	0.953	1.0

fei90-7N, Picture A7-134-2: 16 visual equidistant  $L^*$ -grey steps; PS operator:  $w^* w^* w^*$  setrgbcolor

TUB-test chart fei9; In-output relation according to ISO 9241-306; 1MR, DEH  
Viewing Y contrast  $Y_W:Y_N=88,9:5$ ;  $Y_N$  range 3,75 to <7,5

000n/w/cmy0/rgb  
->rgb\*<sub>de</sub>, 134-2:

see similar files of the whole serie: <http://farbe.li.tu-berlin.de/feis.htm>  
 technical information: <http://farbe.li.tu-berlin.de/A/33872E.html>  
 or <http://standards.iso.org/iso/9241/306/ed-2/index.html>

TUB registration: 20240301-fei9/fei910fa.txt /.ps  
 application for evaluation and measurement of display or print output  
 TUB material: code=rh4ta

i	LAB*ref	l*out	LAB*out	LAB*out/c-ref	$\Delta E^*$
1	37.99	0.0	0.0	37.99 0.0 0.0	0.01
2	41.81	0.0	0.24	51.79 0.0 0.0	9.98
3	45.64	0.0	0.35	57.87 0.0 0.0	12.23
4	49.47	0.0	0.43	62.6 0.0 0.0	13.13
5	53.3	0.0	0.5	66.63 0.0 0.0	13.33
6	57.13	0.0	0.56	70.19 0.0 0.0	13.07
7	60.96	0.0	0.62	73.44 0.0 0.0	12.48
8	64.78	0.0	0.67	76.44 0.0 0.0	11.65
9	68.61	0.0	0.72	79.23 0.0 0.0	10.62
10	72.44	0.0	0.76	81.87 0.0 0.0	9.43
11	76.27	0.0	0.81	84.37 0.0 0.0	8.11
12	80.1	0.0	0.85	86.76 0.0 0.0	6.66
13	83.93	0.0	0.89	89.05 0.0 0.0	5.12
14	87.75	0.0	0.93	91.24 0.0 0.0	3.49
15	91.58	0.0	0.96	93.36 0.0 0.0	1.78
16	95.41	0.0	1.0	95.41 0.0 0.0	0.01
17	37.99	0.0	0.0	37.99 0.0 0.0	0.01
18	52.34	0.0	0.48	65.67 0.0 0.0	13.33
19	66.7	0.0	0.69	77.86 0.0 0.0	11.16
20	81.05	0.0	0.86	87.34 0.0 0.0	6.29
21	95.41	0.0	1.0	95.41 0.0 0.0	0.01

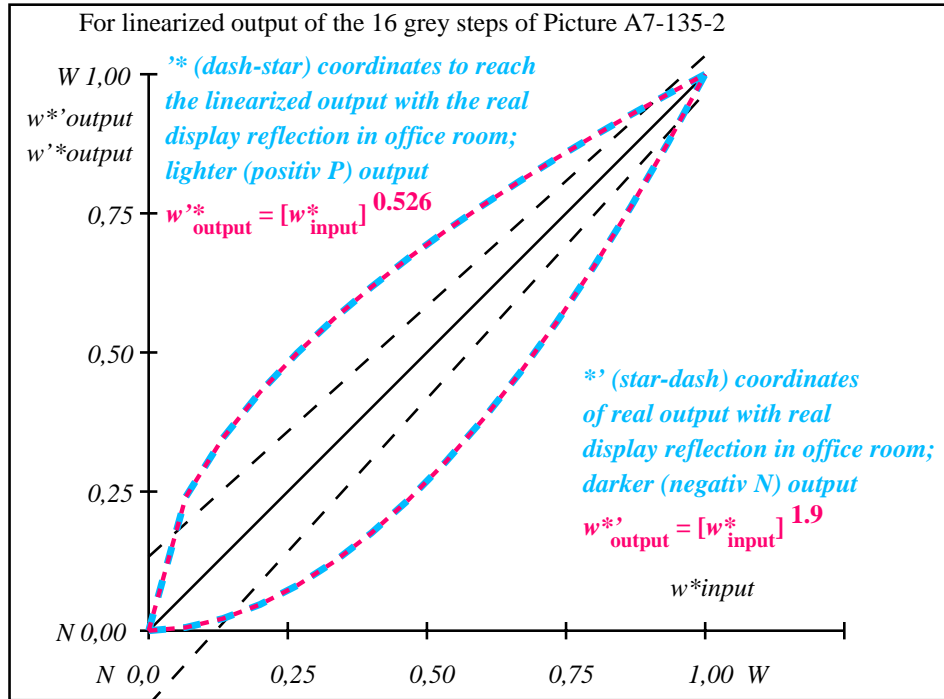
**Start output S1**  
**Specification according to ISO/IEC 15775 Annex G and DIN 33866-1 Annex G**

Mean lightness difference (16 steps)  
 $\Delta L^*_{CIELAB} = 8.2$

Mean lightness difference (5 steps)  
 $\Delta L^*_{CIELAB} = 6.2$

Mean colour reproduction index:  $R^*_{ab,m} = 65$

fei90-3A-135-2: File: Measure unknown; Device: Device unknown; Date: Date unknown

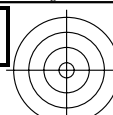
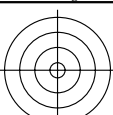


fei91-3N-135-2: File: Measure unknown; Device: Device unknown; Date: Date unknown

$L^*/Y_{intended}$ (absolute)	38.0/10.1	41.8/12.4	45.6/15.0	49.5/18.0	53.3/21.3	57.1/25.1	61.0/29.2	64.8/33.8	68.6/38.8	72.4/44.3	76.3/50.3	80.1/56.9	83.9/63.9	87.8/71.6	91.6/79.8	95.4/88.6
$w^* w^* w^*$ setrgb																
gp=0.63																
No. and Hex code	00;F	01;E	02;D	03;C	04;B	05;A	06;9	07;8	08;7	09;6	10;5	11;4	12;3	13;2	14;1	15;0
$w^* = l^*_{CIELAB, r}$ (relative)																
$w^*_{intended}$	0,000	0,067	0,133	0,200	0,267	0,333	0,400	0,467	0,533	0,600	0,667	0,733	0,800	0,867	0,933	1,000
$w^*_{out}$	0.0	0.185	0.283	0.366	0.438	0.503	0.564	0.621	0.675	0.727	0.776	0.824	0.87	0.915	0.958	1.0

fei90-7N, Picture A7-135-2: 16 visual equidistant  $L^*$ -grey steps; PS operator:  $w^* w^* w^*$  setrgbcolor

TUB-test chart fei9; In-output relation according to ISO 9241-306; 1MR, DEH 000n/w/cmy0/rgb  
 Viewing Y contrast  $Y_W:Y_N=88,9:10$ ;  $Y_N$  range 7,5 to <15  $\rightarrow$ rgb\*\_de, 135-2:



see similar files of the whole serie: <http://farbe.li.tu-berlin.de/feis.htm>  
technical information: <http://farbe.li.tu-berlin.de/A/33872E.html>  
or <http://standards.iso.org/iso/9241/306/ed-2/index.html>

TUB registration: 20240301-fei9/fei910fa.txt /.ps  
application for evaluation and measurement of display or print output

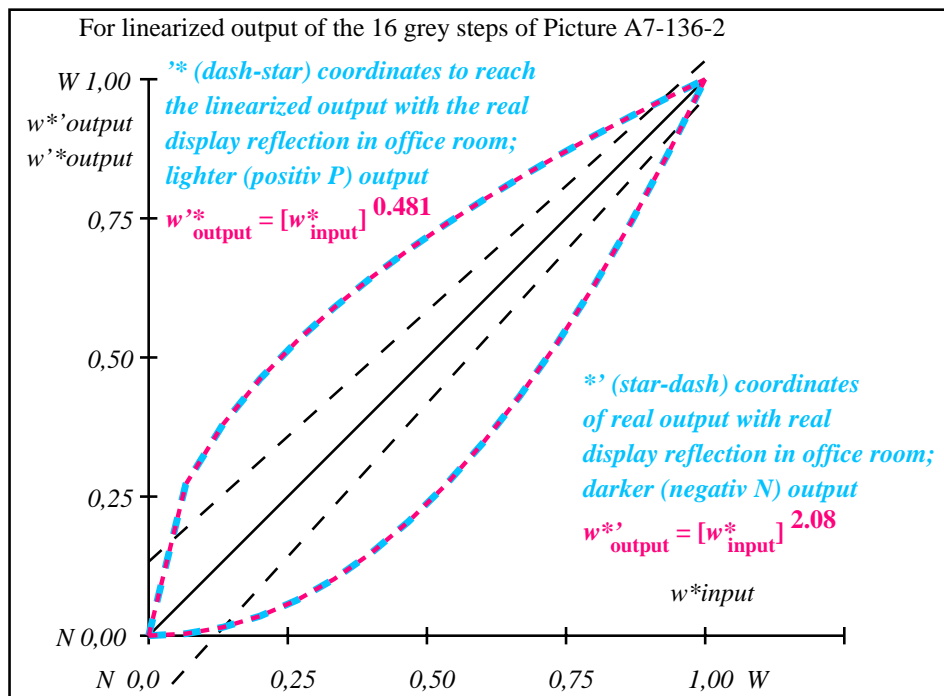
i	LAB*ref	l*out	LAB*out	LAB*out/c-ref	$\Delta E^*$
1	52.02	0.0	52.02	0.0	0.01
2	54.91	0.0	63.82	0.0	8.91
3	57.8	0.0	68.49	0.0	10.69
4	60.7	0.0	72.03	0.0	11.34
5	63.59	0.0	75.0	0.0	11.41
6	66.48	0.0	77.61	0.0	11.12
7	69.37	0.0	79.95	0.0	10.57
8	72.27	0.0	82.1	0.0	9.83
9	75.16	0.0	84.09	0.0	8.93
10	78.05	0.0	85.96	0.0	7.91
11	80.95	0.0	87.72	0.0	6.78
12	83.84	0.0	89.4	0.0	5.56
13	86.73	0.0	91.0	0.0	4.26
14	89.62	0.0	92.53	0.0	2.9
15	92.52	0.0	93.99	0.0	1.48
16	95.41	0.0	95.41	0.0	0.01
17	52.02	0.0	52.02	0.0	0.01
18	62.87	0.0	74.3	0.0	11.43
19	73.71	0.0	83.11	0.0	9.4
20	84.56	0.0	89.81	0.0	5.24
21	95.41	0.0	95.41	0.0	0.01

**Start output S1**  
**Specification according to ISO/IEC 15775 Annex G and DIN 33866-1 Annex G**

Mean lightness difference (16 steps)  
 $\Delta E^*_{CIELAB} = 7.0$

Mean lightness difference (5 steps)  
 $\Delta L^*_{CIELAB} = 5.2$

Mean colour reproduction index:  $R^*_{ab,m} = 70$

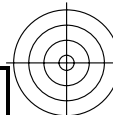
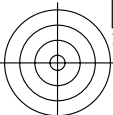


fei90-3A-136-2: File: Measure unknown; Device: Device unknown; Date: Date unknown

fei91-3N-136-2: File: Measure unknown; Device: Device unknown; Date: Date unknown

$L^*/Y^*$ <sub>intended (absolute)</sub>	52.0/20.2	54.9/22.8	57.8/25.8	60.7/28.9	63.6/32.3	66.5/36.0	69.4/39.9	72.3/44.1	75.2/48.5	78.1/53.3	80.9/58.4	83.8/63.8	86.7/69.5	89.6/75.5	92.5/81.9	95.4/88.6
$w^* w^* w^*$ setrgb gp=0.55	[Visual representation of 16 grey steps]															
No. and Hex code	00;F	01;E	02;D	03;C	04;B	05;A	06;9	07;8	08;7	09;6	10;5	11;4	12;3	13;2	14;1	15;0
$w^* = l^*_{CIELAB, r}$ (relative)	[Visual representation of 16 grey steps]															
$w^*_{intended}$	0,000	0,067	0,133	0,200	0,267	0,333	0,400	0,467	0,533	0,600	0,667	0,733	0,800	0,867	0,933	1,000
$w^*_{out}$	0,0	0,226	0,33	0,413	0,484	0,546	0,604	0,658	0,707	0,755	0,8	0,843	0,885	0,925	0,963	1,0

fei90-7N, Picture A7-136-2: 16 visual equidistant  $L^*$ -grey steps; PS operator:  $w^* w^* w^*$  setrgbcolor



TUB material: code=rh4ta

see similar files of the whole serie: <http://farbe.li.tu-berlin.de/feis.htm>  
technical information: <http://farbe.li.tu-berlin.de/A/33872E.html>  
or <http://standards.iso.org/iso/9241/306/ed-2/index.html>

TUB registration: 20240301-fei9/fei910fa.txt /.ps  
application for evaluation and measurement of display or print output  
TUB material: code=rh4ta

i	LAB*ref	l*out	LAB*out	LAB*out/c-ref	$\Delta E^*$
1	69.7	0.0	69.7	0.0	0.01
2	71.41	0.0	77.46	6.04	6.04
3	73.13	0.0	80.24	7.11	7.11
4	74.84	0.0	82.31	7.47	7.47
5	76.55	0.0	84.02	7.47	7.47
6	78.27	0.0	85.51	7.24	7.24
7	79.98	0.0	86.84	6.86	6.86
8	81.7	0.0	88.05	6.35	6.35
9	83.41	0.0	89.17	5.76	5.76
10	85.12	0.0	90.21	5.08	5.08
11	86.84	0.0	91.19	4.35	4.35
12	88.55	0.0	92.11	3.56	3.56
13	90.27	0.0	92.99	2.73	2.73
14	91.98	0.0	93.83	1.85	1.85
15	93.7	0.0	94.64	0.94	0.94
16	95.41	0.0	95.41	0.0	0.01
17	69.7	0.0	69.7	0.0	0.01
18	76.13	0.0	83.62	7.5	7.5
19	82.55	0.0	88.62	6.06	6.06
20	88.98	0.0	92.34	3.35	3.35
21	95.41	0.0	95.41	0.0	0.01

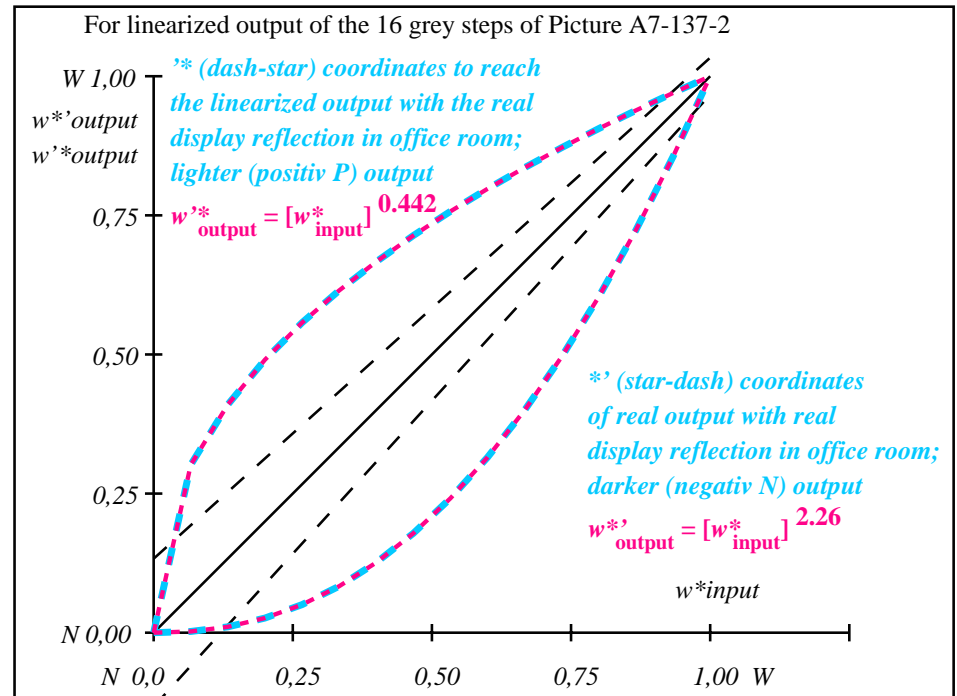
**Start output S1**  
**Specification according to ISO/IEC 15775 Annex G and DIN 33866-1 Annex G**

Mean lightness difference (16 steps)  
 $\Delta E^*_{CIELAB} = 4.6$

Mean lightness difference (5 steps)  
 $\Delta L^*_{CIELAB} = 3.4$

Mean colour reproduction index:  $R^*_{ab,m} = 80$

fei90-3A-137-2: File: Measure unknown; Device: Device unknown; Date: Date unknown



fei91-3N-137-2: File: Measure unknown; Device: Device unknown; Date: Date unknown

$L^*/Y_{intended}$ (absolute)	69.7/40.3	71.4/42.8	73.1/45.4	74.8/48.0	76.6/50.8	78.3/53.7	80.0/56.6	81.7/59.7	83.4/62.9	85.1/66.3	86.8/69.7	88.6/73.2	90.3/76.9	92.0/80.7	93.7/84.6	95.4/88.6
$w^* w^* w^*$ setrgb																
gp=0.48																
No. and Hex code	00;F	01;E	02;D	03;C	04;B	05;A	06;9	07;8	08;7	09;6	10;5	11;4	12;3	13;2	14;1	15;0
$w^* = l^*_{CIELAB, r}$ (relative)																
$w^*_{intended}$	0,000	0,067	0,133	0,200	0,267	0,333	0,400	0,467	0,533	0,600	0,667	0,733	0,800	0,867	0,933	1,000
$w^*_{out}$	0.0	0.277	0.384	0.466	0.534	0.593	0.647	0.697	0.742	0.785	0.825	0.863	0.899	0.934	0.968	1.0

fei90-7N, Picture A7-137-2: 16 visual equidistant  $L^*$ -grey steps; PS operator:  $w^* w^* w^*$  setrgbcolor

TUB-test chart fei9; In-output relation according to ISO 9241-306; 1MR, DEH  
Viewing Y contrast  $Y_W:Y_N=88,9:40$ ;  $Y_N$  range 30 to <60

000n/w/cmy0/rgb  
->rgb\*\_de, 137-2: