


































































fei60-7a-030-0: Test chart 2o with 40x27=1080 colours; digital equidistant 9 or 16 step colour scales; Colour data in column (A–n): **rgb / cmy0** ($A_j + k26_n27$), **000n** (k), **w** (l), **nnn0** (m), **www** (n), **colorml = 0**

L^*/Y_{intended} (absolute)	0.0/0.0	6.3/0.7	12.7/1.5	19.0/2.7	25.4/4.5	31.8/6.9	38.1/10.1	44.5/14.2	50.8/19.1	57.2/25.1	63.6/32.3	69.9/40.7	76.3/50.4	82.6/61.5	89.0/74.2	95.4/88.5
$w^* w^* w^*$ <i>setrgb</i> $g_p=1.00$																
No. and Hex code	00;F	01;E	02;D	03;C	04;B	05;A	06;9	07;8	08;7	09;6	10;5	11;4	12;3	13;2	14;1	15;0
$w^*_r = I^*$ CIELAB, r (relative)																
w^*_{intended}	0.000	0.067	0.133	0.200	0.267	0.333	0.400	0.467	0.533	0.600	0.667	0.733	0.800	0.867	0.933	1.000
w^*_{out}	0.0	0.067	0.133	0.2	0.267	0.333	0.4	0.467	0.533	0.6	0.667	0.733	0.8	0.867	0.933	1.0


OE740-7a, Picture A7-030-2: 16 visual equidistant L^* -grey steps; PS operator: $w^* w^* w^*$ *setrgbcolor*



fe160-7a-031-0: Test chart 2o with 40x27=1080 colours; digital equidistant 9 or 16 step colour scales; Colour data in column (A-n): **rgb / cmy0** (A_j + k26_n27), **000n** (k), **w** (l), **nnn0** (m), **www** (n), **colorml = 0**

L^*/Y_{intended} (absolute)	0.0/0.0	6.3/0.7	12.7/1.5	19.0/2.7	25.4/4.5	31.8/6.9	38.1/10.1	44.5/14.2	50.8/19.1	57.2/25.1	63.6/32.3	69.9/40.7	76.3/50.4	82.6/61.5	89.0/74.2	95.4/88.5
$w^* w^* w^*$ <i>setrgb</i> $g_p=1.00$																
No. and Hex code	00;F	01;E	02;D	03;C	04;B	05;A	06;9	07;8	08;7	09;6	10;5	11;4	12;3	13;2	14;1	15;0
$w^*_r = I^*$ (relative)																
w^*_{intended}	0.000	0.067	0.133	0.200	0.267	0.333	0.400	0.467	0.533	0.600	0.667	0.733	0.800	0.867	0.933	1.000
w^*_{out}	0.0	0.067	0.133	0.2	0.267	0.333	0.4	0.467	0.533	0.6	0.667	0.733	0.8	0.867	0.933	1.0


OE740-7a, Picture A7-031-2: 16 visual equidistant L^* -grey steps; PS operator: $w^* w^* w^* \text{setrgbcolor}$



fei60-7a-032-0: Test chart 2o with 40x27=1080 colours; digital equidistant 9 or 16 step colour scales; Colour data in column (A-n): **rgb / cmy0** ($A_j + k26_n27$), **000n** (k), **w** (l), **nnn0** (m), **www** (n), **colorml = 0**

L^*/Y_{intended} (absolute)	0.0/0.0	6.3/0.7	12.7/1.5	19.0/2.7	25.4/4.5	31.8/6.9	38.1/10.1	44.5/14.2	50.8/19.1	57.2/25.1	63.6/32.3	69.9/40.7	76.3/50.4	82.6/61.5	89.0/74.2	95.4/88.5
$w^* w^* w^*$ <i>setrgb</i> $g_p=1.00$																
No. and Hex code	00;F	01;E	02;D	03;C	04;B	05;A	06;9	07;8	08;7	09;6	10;5	11;4	12;3	13;2	14;1	15;0
$w^*_r = I^*$ (relative)																
w^*_{intended}	0.000	0.067	0.133	0.200	0.267	0.333	0.400	0.467	0.533	0.600	0.667	0.733	0.800	0.867	0.933	1.000
w^*_{out}	0.0	0.067	0.133	0.2	0.267	0.333	0.4	0.467	0.533	0.6	0.667	0.733	0.8	0.867	0.933	1.0


OE740-7a, Picture A7-032-2: 16 visual equidistant L^* -grey steps; PS operator: $w^* w^* w^* \text{setrgbcolor}$



































fei60-7a-033-0: Test chart 2o with 40x27=1080 colours; digital equidistant 9 or 16 step colour scales; Colour data in column (A–n): **rgb / cmy0** ($A_j + k26_n27$), **000n** (k), **w** (l), **nnn0** (m), **www** (n), **colorml = 0**

L^*/Y_{intended} (absolute)	0.0/0.0	6.3/0.7	12.7/1.5	19.0/2.7	25.4/4.5	31.8/6.9	38.1/10.1	44.5/14.2	50.8/19.1	57.2/25.1	63.6/32.3	69.9/40.7	76.3/50.4	82.6/61.5	89.0/74.2	95.4/88.5
$w^* w^* w^*$ <i>setrgb</i> $g_p=1.00$																
No. and Hex code	00;F	01;E	02;D	03;C	04;B	05;A	06;9	07;8	08;7	09;6	10;5	11;4	12;3	13;2	14;1	15;0
$w^*_r = I^*$ (relative)																
w^*_{intended}	0.000	0.067	0.133	0.200	0.267	0.333	0.400	0.467	0.533	0.600	0.667	0.733	0.800	0.867	0.933	1.000
w^*_{out}	0.0	0.067	0.133	0.2	0.267	0.333	0.4	0.467	0.533	0.6	0.667	0.733	0.8	0.867	0.933	1.0


OE740-7a, Picture A7-033-2: 16 visual equidistant L^* -grey steps; PS operator: $w^* w^* w^* \text{setrgbcolor}$



































fei60-7a-034-0: Test chart 2o with 40x27=1080 colours; digital equidistant 9 or 16 step colour scales; Colour data in column (A–n): **rgb / cmy0** ($A_j + k26_n27$), **000n** (k), **w** (l), **nnn0** (m), **www** (n), **colorml = 0**

L^*/Y_{intended} (absolute)	0.0/0.0	6.3/0.7	12.7/1.5	19.0/2.7	25.4/4.5	31.8/6.9	38.1/10.1	44.5/14.2	50.8/19.1	57.2/25.1	63.6/32.3	69.9/40.7	76.3/50.4	82.6/61.5	89.0/74.2	95.4/88.5
$w^* w^* w^*$ <i>setrgb</i> $g_p=1.00$																
No. and Hex code	00;F	01;E	02;D	03;C	04;B	05;A	06;9	07;8	08;7	09;6	10;5	11;4	12;3	13;2	14;1	15;0
$w^*_r = I^*$ (relative)																
w^*_{intended}	0.000	0.067	0.133	0.200	0.267	0.333	0.400	0.467	0.533	0.600	0.667	0.733	0.800	0.867	0.933	1.000
w^*_{out}	0.0	0.067	0.133	0.2	0.267	0.333	0.4	0.467	0.533	0.6	0.667	0.733	0.8	0.867	0.933	1.0


OE740-7a, Picture A7-034-2: 16 visual equidistant L^* -grey steps; PS operator: $w^* w^* w^* \text{setrgbcolor}$



































fei60-7a-035-0: Test chart 2o with 40x27=1080 colours; digital equidistant 9 or 16 step colour scales; Colour data in column (A-n): **rgb / cmy0** ($A_j + k26_n27$), **000n** (k), **w** (l), **nnn0** (m), **www** (n), **colorml = 0**

L^*/Y_{intended} (absolute)	0.0/0.0	6.3/0.7	12.7/1.5	19.0/2.7	25.4/4.5	31.8/6.9	38.1/10.1	44.5/14.2	50.8/19.1	57.2/25.1	63.6/32.3	69.9/40.7	76.3/50.4	82.6/61.5	89.0/74.2	95.4/88.5
$w^* w^* w^*$ <i>setrgb</i> $g_p=1.00$																
No. and Hex code	00;F	01;E	02;D	03;C	04;B	05;A	06;9	07;8	08;7	09;6	10;5	11;4	12;3	13;2	14;1	15;0
$w^*_r = I^*$ <i>CIELAB, r</i> (relative)																
w^*_{intended}	0.000	0.067	0.133	0.200	0.267	0.333	0.400	0.467	0.533	0.600	0.667	0.733	0.800	0.867	0.933	1.000
w^*_{out}	0.0	0.067	0.133	0.2	0.267	0.333	0.4	0.467	0.533	0.6	0.667	0.733	0.8	0.867	0.933	1.0


OE740-7a, Picture A7-035-2: 16 visual equidistant L^* -grey steps; PS operator: $w^* w^* w^* \text{setrgbcolor}$



































fe160-7a-036-0: Test chart 2o with 40x27=1080 colours; digital equidistant 9 or 16 step colour scales; Colour data in column (A–n): **rgb / cmy0** (A_j + k26_n27), **000n** (k), **w** (l), **nnn0** (m), **www** (n), **colorml = 0**

L^*/Y_{intended} (absolute)	0.0/0.0	6.3/0.7	12.7/1.5	19.0/2.7	25.4/4.5	31.8/6.9	38.1/10.1	44.5/14.2	50.8/19.1	57.2/25.1	63.6/32.3	69.9/40.7	76.3/50.4	82.6/61.5	89.0/74.2	95.4/88.5
$w^* w^* w^*$ <i>setrgb</i> $g_p=1.00$																
No. and Hex code	00;F	01;E	02;D	03;C	04;B	05;A	06;9	07;8	08;7	09;6	10;5	11;4	12;3	13;2	14;1	15;0
$w^*_r = I^*$ (relative)																
w^*_{intended}	0.000	0.067	0.133	0.200	0.267	0.333	0.400	0.467	0.533	0.600	0.667	0.733	0.800	0.867	0.933	1.000
w^*_{out}	0.0	0.067	0.133	0.2	0.267	0.333	0.4	0.467	0.533	0.6	0.667	0.733	0.8	0.867	0.933	1.0

OE740-7a, Picture A7-036-2: 16 visual equidistant L^* -grey steps; PS operator: $w^* w^* w^* \text{setrgbcolor}$



fei60-7a-037-0: Test chart 2o with 40x27=1080 colours; digital equidistant 9 or 16 step colour scales; Colour data in column (A–n): **rgb / cmy0** (A_j + k26_n27), **000n** (k), **w** (l), **nnn0** (m), **www** (n), **colorml = 0**

L^*/Y_{intended} (absolute)	0.0/0.0	6.3/0.7	12.7/1.5	19.0/2.7	25.4/4.5	31.8/6.9	38.1/10.1	44.5/14.2	50.8/19.1	57.2/25.1	63.6/32.3	69.9/40.7	76.3/50.4	82.6/61.5	89.0/74.2	95.4/88.5
$w^* w^* w^*$ <i>setrgb</i> $g_p=1.00$																
No. and Hex code	00;F	01;E	02;D	03;C	04;B	05;A	06;9	07;8	08;7	09;6	10;5	11;4	12;3	13;2	14;1	15;0
$w^*_r = I^*$ (relative)																
w^*_{intended}	0.000	0.067	0.133	0.200	0.267	0.333	0.400	0.467	0.533	0.600	0.667	0.733	0.800	0.867	0.933	1.000
w^*_{out}	0.0	0.067	0.133	0.2	0.267	0.333	0.4	0.467	0.533	0.6	0.667	0.733	0.8	0.867	0.933	1.0

OE740-7a, Picture A7-037-2: 16 visual equidistant L^* -grey steps; PS operator: $w^* w^* w^* \text{setrgbcolor}$