

see similar files of the whole serie: <http://farbe.li.tu-berlin.de/feis.htm>
 technical information: <http://farbe.li.tu-berlin.de/A/33872E.htm>
 or <http://standards.iso.org/iso/9241/306/ed-2/index.html>

TUB registration: 20240301-fei5/fei510fa.txt /.ps
 application for evaluation and measurement of display or print output
 TUB material: code=rh4ta

i	LAB*ref	l*out	LAB*out	LAB*out/c-ref	ΔE*
1	0.0	0.0	0.0	0.0	0.01
2	6.36	0.0	0.07	6.36	0.01
3	12.72	0.0	0.13	12.72	0.01
4	19.08	0.0	0.2	19.08	0.01
5	25.44	0.0	0.27	25.44	0.01
6	31.8	0.0	0.33	31.8	0.01
7	38.16	0.0	0.4	38.16	0.01
8	44.52	0.0	0.47	44.52	0.01
9	50.89	0.0	0.53	50.89	0.01
10	57.25	0.0	0.6	57.25	0.01
11	63.61	0.0	0.67	63.61	0.01
12	69.97	0.0	0.73	69.97	0.01
13	76.33	0.0	0.8	76.33	0.01
14	82.69	0.0	0.87	82.69	0.01
15	89.05	0.0	0.93	89.05	0.01
16	95.41	0.0	1.0	95.41	0.01
17	0.0	0.0	0.0	0.0	0.01
18	23.85	0.0	0.25	23.85	0.01
19	47.71	0.0	0.5	47.71	0.01
20	71.56	0.0	0.75	71.56	0.01
21	95.41	0.0	1.0	95.41	0.01

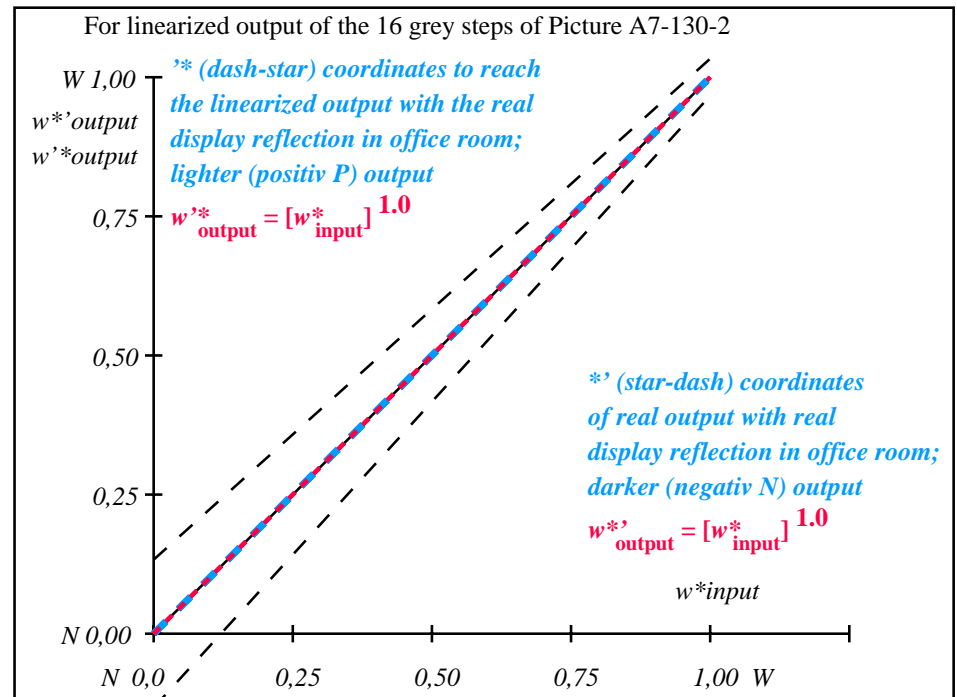
Start output S1
Specification according to ISO/IEC 15775 Annex G and DIN 33866-1 Annex G

Mean lightness difference (16 steps)
 $\Delta E^*_{CIELAB} = 0.0$

Mean lightness difference (5 steps)
 $\Delta L^*_{CIELAB} = 0.0$

Mean colour reproduction index: $R^*_{ab,m} = 100$

fei50-3n-130-2: File: Measure unknown; Device: Device unknown; Date: Date unknown



fei51-3n-130-2: File: Measure unknown; Device: Device unknown; Date: Date unknown

$L^*/Y^*_{intended}$ (absolute)	0.0/0.0	6.3/0.7	12.7/1.5	19.0/2.7	25.4/4.5	31.8/6.9	38.1/10.1	44.5/14.2	50.8/19.1	57.2/25.1	63.6/32.3	69.9/40.7	76.3/50.4	82.6/61.5	89.0/74.2	95.4/88.5
$w^* w^* w^*$ setrgb gp=1.0																
No. and Hex code	00;F	01;E	02;D	03;C	04;B	05;A	06;9	07;8	08;7	09;6	10;5	11;4	12;3	13;2	14;1	15;0
$w^* = l^*_{CIELAB, r}$ (relative)																
$w^*_{intended}$	0,000	0,067	0,133	0,200	0,267	0,333	0,400	0,467	0,533	0,600	0,667	0,733	0,800	0,867	0,933	1,000
w^*_{out}	0.0	0.067	0.133	0.2	0.267	0.333	0.4	0.467	0.533	0.6	0.667	0.733	0.8	0.867	0.933	1.0

OE740-7n, Picture A7-130-2: 16 visual equidistant L^* -grey steps; PS operator: $w^* w^* w^*$ setrgbcolor

TUB-test chart fei5; In-output relation according to ISO 9241-306; 1MR, DEH
 Viewing Y contrast $Y_W:Y_N=88,9:0,31$; Y_N range 0,0 to <0,46

000n/w/cmy0/rgb
 ->rgb*_de, 130-2:

see similar files of the whole serie: <http://farbe.li.tu-berlin.de/feis.htm>
technical information: <http://farbe.li.tu-berlin.de/A/33872E.htm>
or <http://standards.iso.org/iso/9241/306/ed-2/index.html>

TUB registration: 20240301-fei5/fei510fa.txt /.ps
application for evaluation and measurement of display or print output
TUB material: code=rh4ta

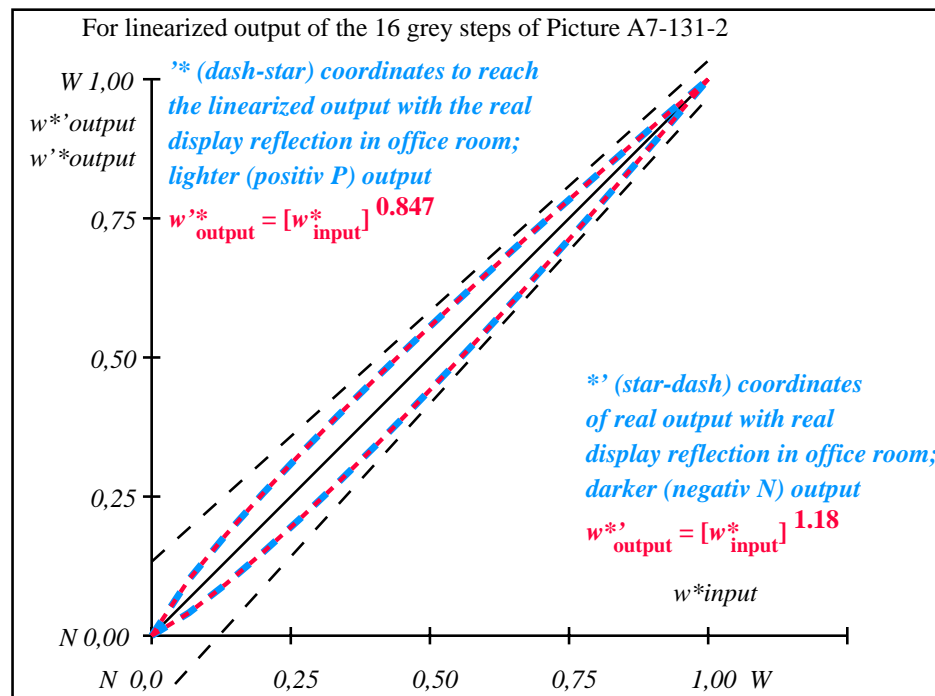
i	LAB*ref	l*out	LAB*out	LAB*out/c-ref	ΔE^*
1	5.69	0.0	0.0	5.69	0.0
2	11.67	0.0	0.04	9.36	0.0
3	17.65	0.0	0.09	14.01	0.0
4	23.63	0.0	0.15	19.12	0.0
5	29.62	0.0	0.21	24.55	0.0
6	35.6	0.0	0.27	30.23	0.0
7	41.58	0.0	0.34	36.12	0.0
8	47.56	0.0	0.41	42.19	0.0
9	53.54	0.0	0.48	48.42	0.0
10	59.52	0.0	0.55	54.79	0.0
11	65.5	0.0	0.62	61.29	0.0
12	71.48	0.0	0.69	67.91	0.0
13	77.47	0.0	0.77	74.64	0.0
14	83.45	0.0	0.84	81.47	0.0
15	89.43	0.0	0.92	88.4	0.0
16	95.41	0.0	1.0	95.41	0.0
17	5.69	0.0	0.0	5.69	0.0
18	28.12	0.0	0.19	23.17	0.0
19	50.55	0.0	0.44	45.29	0.0
20	72.98	0.0	0.71	69.58	0.0
21	95.41	0.0	1.0	95.41	0.0

Start output S1
Specification according to ISO/IEC 15775 Annex G and DIN 33866-1 Annex G

Mean lightness difference (16 steps)
 $\Delta L^*_{CIELAB} = 3.4$

Mean lightness difference (5 steps)
 $\Delta L^*_{CIELAB} = 2.7$

Mean colour reproduction index: $R^*_{ab,m} = 85$



fei50-3n-131-2: File: Measure unknown; Device: Device unknown; Date: Date unknown

fei51-3n-131-2: File: Measure unknown; Device: Device unknown; Date: Date unknown

$L^*/Y^*_{intended}$ (absolute)	5.6/0.6	11.6/1.3	17.6/2.4	23.6/3.9	29.6/6.0	35.5/8.8	41.5/12.2	47.5/16.4	53.5/21.5	59.5/27.5	65.5/34.6	71.4/42.8	77.4/52.3	83.4/63.0	89.4/75.0	95.4/88.5
$w^* w^* w^*$ setrgb																
$g_N=1.08$																
No. and Hex code	00;F	01;E	02;D	03;C	04;B	05;A	06;9	07;8	08;7	09;6	10;5	11;4	12;3	13;2	14;1	15;0
$w^* = l^*_{CIELAB, r}$ (relative)																
$w^*_{intended}$	0,000	0,067	0,133	0,200	0,267	0,333	0,400	0,467	0,533	0,600	0,667	0,733	0,800	0,867	0,933	1,000
w^*_{out}	0,0	0,053	0,112	0,175	0,239	0,304	0,371	0,439	0,506	0,575	0,645	0,714	0,785	0,857	0,927	1,0

OE740-7n, Picture A7-131-2: 16 visual equidistant L^* -grey steps; PS operator: $w^* w^* w^*$ setrgbcolor

TUB-test chart fei5; In-output relation according to ISO 9241-306; 1MR, DEH
Viewing Y contrast $Y_W:Y_N=88,9:0,62$; Y_N range 0,46 to <0,93

000n/w/cmy0/rgb
->rgb*_de, 130-2:

see similar files of the whole serie: <http://farbe.li.tu-berlin.de/feis.htm>
technical information: <http://farbe.li.tu-berlin.de/A/33872E.htm>
or <http://standards.iso.org/iso/9241/306/ed-2/index.html>

TUB registration: 20240301-fei5/fei510fa.txt /.ps
application for evaluation and measurement of display or print output
TUB material: code=rh4ta

i	LAB*ref	l*out	LAB*out	LAB*out/c-ref	ΔE^*
1	10.99	0.0	10.99	0.0	0.01
2	16.62	0.0	13.12	-3.49	3.5
3	22.25	0.0	16.44	-5.8	5.81
4	27.88	0.0	20.45	-7.41	7.42
5	33.5	0.0	24.98	-8.51	8.52
6	39.13	0.0	29.94	-9.19	9.19
7	44.76	0.0	35.27	-9.48	9.49
8	50.39	0.0	40.93	-9.44	9.45
9	56.02	0.0	46.9	-9.11	9.12
10	61.64	0.0	53.13	-8.5	8.51
11	67.27	0.0	59.63	-7.63	7.64
12	72.9	0.0	66.36	-6.53	6.54
13	78.53	0.0	73.31	-5.2	5.21
14	84.15	0.0	80.48	-3.66	3.67
15	89.78	0.0	87.85	-1.92	1.93
16	95.41	0.0	95.41	0.0	0.01
17	10.99	0.0	10.99	0.0	0.01
18	32.1	0.0	23.81	-8.28	8.29
19	53.2	0.0	43.88	-9.31	9.32
20	74.31	0.0	68.08	-6.22	6.23
21	95.41	0.0	95.41	0.0	0.01

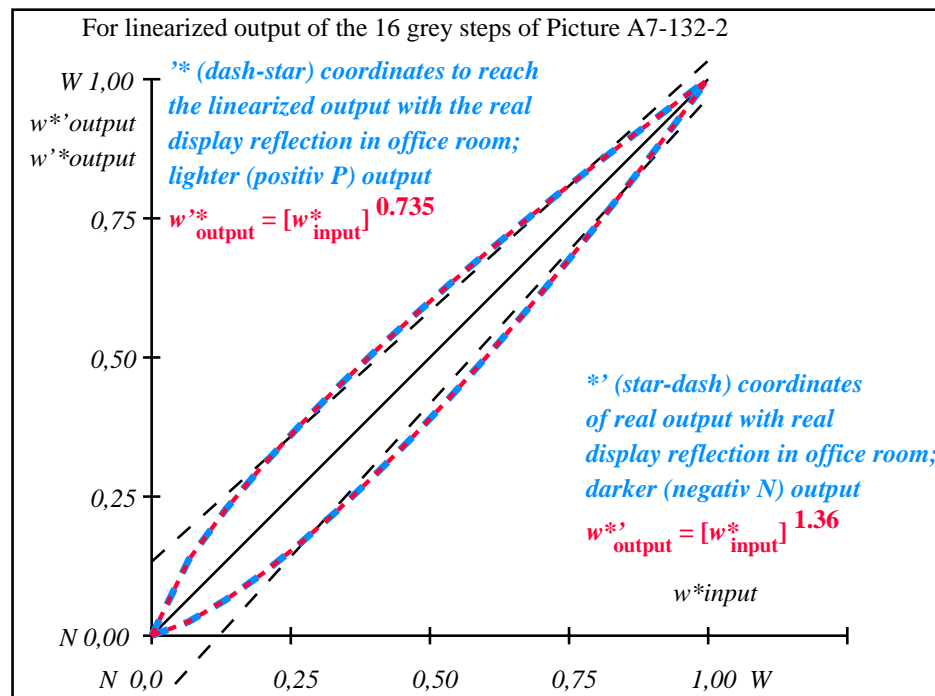
Start output S1
Specification according to ISO/IEC 15775 Annex G and DIN 33866-1 Annex G

Mean lightness difference (16 steps)
 $\Delta E^*_{CIELAB} = 6.0$

Mean lightness difference (5 steps)
 $\Delta L^*_{CIELAB} = 4.8$

Mean colour reproduction index: $R^*_{ab,m} = 74$

fei50-3n-132-2: File: Measure unknown; Device: Device unknown; Date: Date unknown



fei51-3n-132-2: File: Measure unknown; Device: Device unknown; Date: Date unknown

$L^*/Y^*_{intended}$ (absolute)	10.9/1.2	16.6/2.2	22.2/3.5	27.8/5.4	33.5/7.7	39.1/10.7	44.7/14.3	50.3/18.7	56.0/23.9	61.6/29.9	67.2/36.9	72.8/45.0	78.5/54.1	84.1/64.3	89.7/75.8	95.4/88.5
$w^* w^* w^*$ setrgb																
$g_N=1.17$																
No. and Hex code	00;F	01;E	02;D	03;C	04;B	05;A	06;9	07;8	08;7	09;6	10;5	11;4	12;3	13;2	14;1	15;0
$w^* = l^*_{CIELAB, r}$ (relative)																
$w^*_{intended}$	0,000	0,067	0,133	0,200	0,267	0,333	0,400	0,467	0,533	0,600	0,667	0,733	0,800	0,867	0,933	1,000
w^*_{out}	0,0	0,041	0,093	0,15	0,211	0,274	0,34	0,408	0,476	0,548	0,62	0,693	0,769	0,845	0,921	1,0

OE740-7n, Picture A7-132-2: 16 visual equidistant L^* -grey steps; PS operator: $w^* w^* w^*$ setrgbcolor

TUB-test chart fei5; In-output relation according to ISO 9241-306; 1MR, DEH
Viewing Y contrast $Y_W:Y_N=88,9:1,25$; Y_N range 0,93 to <1,87

000n/w/cmy0/rgb
->rgb*_de, 130-2:

see similar files of the whole serie: <http://farbe.li.tu-berlin.de/feis.htm>
technical information: <http://farbe.li.tu-berlin.de/A/33872E.html>
or <http://standards.iso.org/iso/9241/306/ed-2/index.html>

TUB registration: 20240301-fei5/fei510fa.txt /.ps
application for evaluation and measurement of display or print output
TUB material: code=rh4ta

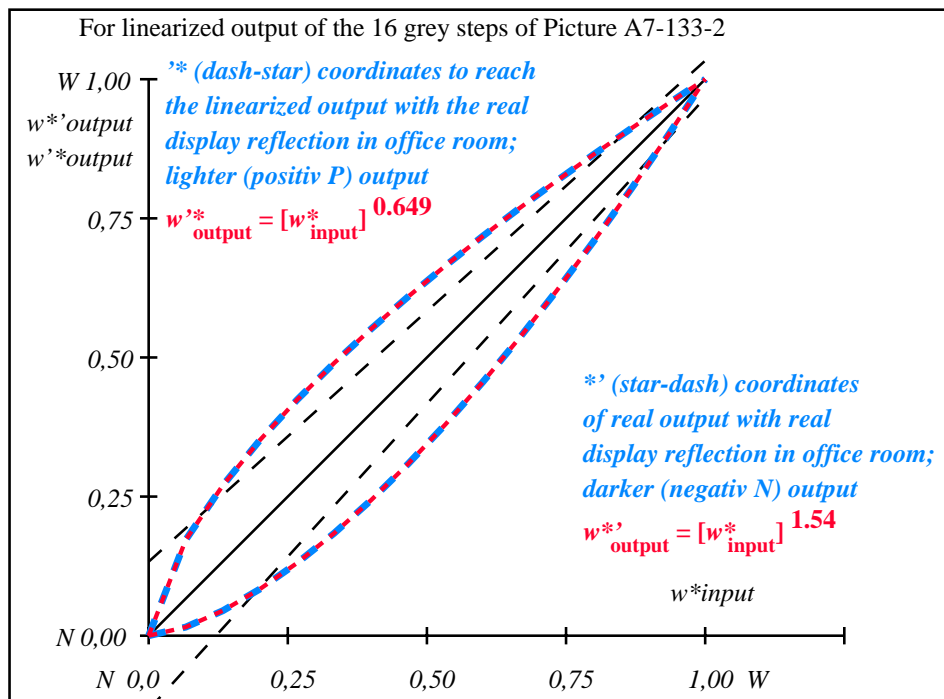
i	LAB*ref	l*out	LAB*out	LAB*out/c-ref	ΔE*
1	18.01	0.0	18.01	0.0	0.01
2	23.17	0.0	19.2	-3.95	3.96
3	28.33	0.0	21.49	-6.83	6.84
4	33.49	0.0	24.5	-8.98	8.99
5	38.65	0.0	28.12	-10.52	10.53
6	43.81	0.0	32.26	-11.53	11.54
7	48.97	0.0	36.89	-12.07	12.08
8	54.13	0.0	41.94	-12.18	12.19
9	59.29	0.0	47.41	-11.87	11.88
10	64.45	0.0	53.25	-11.19	11.2
11	69.61	0.0	59.46	-10.14	10.15
12	74.77	0.0	66.02	-8.74	8.75
13	79.93	0.0	72.9	-7.02	7.03
14	85.09	0.0	80.1	-4.98	4.99
15	90.25	0.0	87.61	-2.63	2.64
16	95.41	0.0	95.41	0.0	0.01
17	18.01	0.0	18.01	0.0	0.01
18	37.36	0.0	27.16	-10.19	10.2
19	56.71	0.0	44.63	-12.07	12.08
20	76.06	0.0	67.71	-8.34	8.35
21	95.41	0.0	95.41	0.0	0.01

Start output S1
Specification according to ISO/IEC 15775 Annex G and DIN 33866-1 Annex G

Mean lightness difference (16 steps)
 $\Delta E^*_{CIELAB} = 7.7$

Mean lightness difference (5 steps)
 $\Delta L^*_{CIELAB} = 6.1$

Mean colour reproduction index: $R^*_{ab,m} = 66$



fei50-3n-133-2: File: Measure unknown; Device: Device unknown; Date: Date unknown

fei51-3n-133-2: File: Measure unknown; Device: Device unknown; Date: Date unknown

$L^*/Y^*_{intended}$ (absolute)	18.0/2.5	23.1/3.8	28.3/5.5	33.4/7.7	38.6/10.4	43.8/13.7	48.9/17.5	54.1/22.0	59.2/27.3	64.4/33.3	69.6/40.1	74.7/47.9	79.9/56.5	85.0/66.1	90.2/76.8	95.4/88.5
$w^* w^* w^*$ setrgb																
$g_N=1.29$ No. and Hex code	00;F	01;E	02;D	03;C	04;B	05;A	06;9	07;8	08;7	09;6	10;5	11;4	12;3	13;2	14;1	15;0
$w^*=l^*_{CIELAB,r}$ (relative)																
$w^*_{intended}$	0,000	0,067	0,133	0,200	0,267	0,333	0,400	0,467	0,533	0,600	0,667	0,733	0,800	0,867	0,933	1,000
w^*_{out}	0,0	0,03	0,074	0,125	0,181	0,241	0,306	0,374	0,444	0,517	0,593	0,669	0,749	0,831	0,914	1,0

OE740-7n, Picture A7-133-2: 16 visual equidistant L^* -grey steps; PS operator: $w^* w^* w^*$ setrgbcolor

see similar files of the whole serie: <http://farbe.li.tu-berlin.de/feis.htm>
technical information: <http://farbe.li.tu-berlin.de/A/33872E.html>
or <http://standards.iso.org/iso/9241/306/ed-2/index.html>

TUB registration: 20240301-fei5/fei510fa.txt /.ps
application for evaluation and measurement of display or print output
TUB material: code=rh4ta

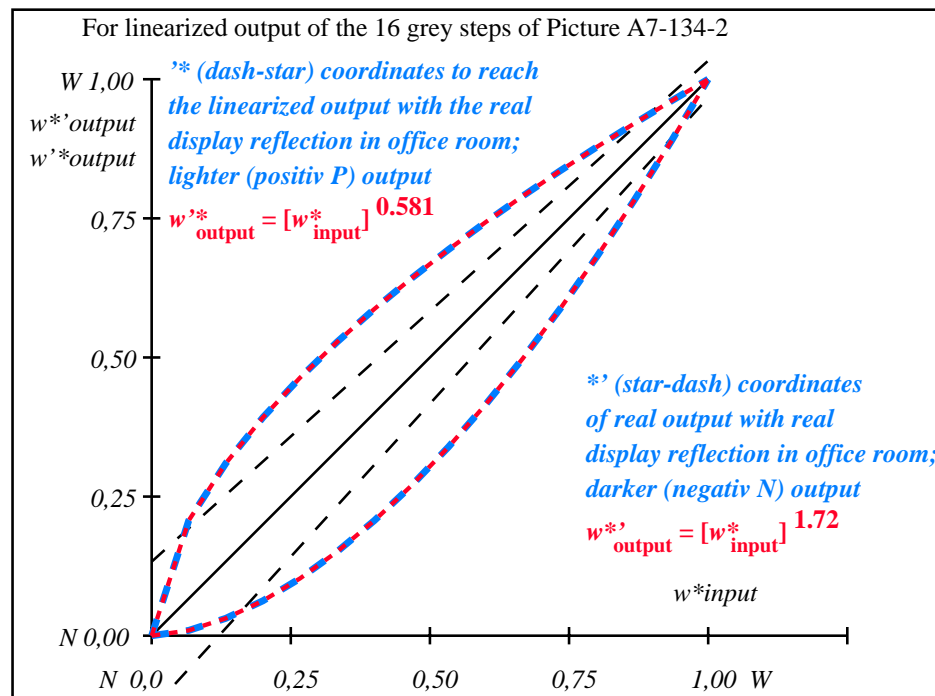
i	LAB*ref	l*out	LAB*out	LAB*out/c-ref	ΔE*
1	26.85 0.0 0.0	0.0 0.0	26.85 0.0 0.0	0.0 0.0 0.0	0.01
2	31.42 0.0 0.0	0.01 27.5 0.0 0.0	-3.91 0.0 0.0	3.92	
3	35.99 0.0 0.0	0.03 28.99 0.0 0.0	-6.99 0.0 0.0	7.0	
4	40.56 0.0 0.0	0.06 31.15 0.0 0.0	-9.4 0.0 0.0	9.41	
5	45.13 0.0 0.0	0.1 33.91 0.0 0.0	-11.21 0.0 0.0	11.22	
6	49.7 0.0 0.0	0.15 37.21 0.0 0.0	-12.48 0.0 0.0	12.49	
7	54.27 0.0 0.0	0.21 41.03 0.0 0.0	-13.24 0.0 0.0	13.25	
8	58.84 0.0 0.0	0.27 45.33 0.0 0.0	-13.5 0.0 0.0	13.51	
9	63.41 0.0 0.0	0.34 50.1 0.0 0.0	-13.3 0.0 0.0	13.31	
10	67.99 0.0 0.0	0.42 55.33 0.0 0.0	-12.65 0.0 0.0	12.66	
11	72.56 0.0 0.0	0.5 60.98 0.0 0.0	-11.56 0.0 0.0	11.57	
12	77.13 0.0 0.0	0.59 67.06 0.0 0.0	-10.05 0.0 0.0	10.06	
13	81.7 0.0 0.0	0.68 73.56 0.0 0.0	-8.13 0.0 0.0	8.14	
14	86.27 0.0 0.0	0.78 80.45 0.0 0.0	-5.81 0.0 0.0	5.82	
15	90.84 0.0 0.0	0.89 87.74 0.0 0.0	-3.09 0.0 0.0	3.1	
16	95.41 0.0 0.0	1.0 95.41 0.0 0.0	0.0 0.0 0.0	0.01	
17	26.85 0.0 0.0	0.0 26.85 0.0 0.0	0.0 0.0 0.0	0.01	
18	43.99 0.0 0.0	0.09 33.17 0.0 0.0	-10.81 0.0 0.0	10.82	
19	61.13 0.0 0.0	0.3 47.66 0.0 0.0	-13.46 0.0 0.0	13.47	
20	78.27 0.0 0.0	0.61 68.65 0.0 0.0	-9.61 0.0 0.0	9.62	
21	95.41 0.0 0.0	1.0 95.41 0.0 0.0	0.0 0.0 0.0	0.01	

Start output S1
Specification according to ISO/IEC 15775 Annex G and DIN 33866-1 Annex G

Mean lightness difference (16 steps)
 $\Delta E^*_{CIELAB} = 8.5$

Mean lightness difference (5 steps)
 $\Delta L^*_{CIELAB} = 6.8$

Mean colour reproduction index: $R^*_{ab,m} = 63$



fei50-3n-134-2: File: Measure unknown; Device: Device unknown; Date: Date unknown

fei51-3n-134-2: File: Measure unknown; Device: Device unknown; Date: Date unknown

$L^*/Y^*_{intended}$ (absolute)	26.8/5.0	31.4/6.8	35.9/9.0	40.5/11.5	45.1/14.6	49.7/18.1	54.2/22.2	58.8/26.8	63.4/32.0	67.9/37.9	72.5/44.4	77.1/51.7	81.6/59.7	86.2/68.5	90.8/78.1	95.4/88.5
$w^* w^* w^*$ setrgb																
$g_N=1.42$																
No. and Hex code	00;F	01;E	02;D	03;C	04;B	05;A	06;9	07;8	08;7	09;6	10;5	11;4	12;3	13;2	14;1	15;0
$w^*=l^*_{CIELAB,r}$ (relative)																
$w^*_{intended}$	0,000	0,067	0,133	0,200	0,267	0,333	0,400	0,467	0,533	0,600	0,667	0,733	0,800	0,867	0,933	1,000
w^*_{out}	0.0	0.021	0.056	0.1	0.151	0.207	0.27	0.336	0.407	0.482	0.56	0.641	0.727	0.815	0.905	1.0

OE740-7n, Picture A7-134-2: 16 visual equidistant L^* -grey steps; PS operator: $w^* w^* w^*$ setrgbcolor

see similar files of the whole serie: <http://farbe.li.tu-berlin.de/feis.htm>
technical information: <http://farbe.li.tu-berlin.de/A/33872E.htm>
or <http://standards.iso.org/iso/9241/306/ed-2/index.html>

TUB registration: 20240301-fei5/fei510fa.txt /.ps
application for evaluation and measurement of display or print output
TUB material: code=rh4ta

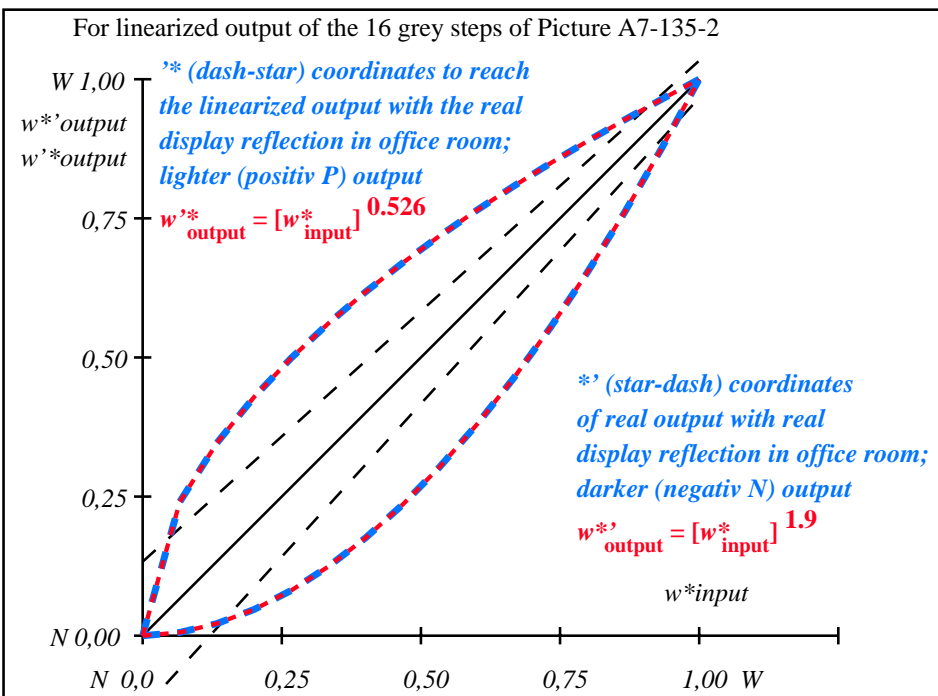
i	LAB*ref	l*out	LAB*out	LAB*out/c-ref	ΔE^*
1	37.99	0.0	37.99	0.0	0.01
2	41.81	0.0	38.32	-3.48	3.49
3	45.64	0.0	39.23	-6.4	6.41
4	49.47	0.0	40.68	-8.78	8.79
5	53.3	0.0	42.65	-10.64	10.65
6	57.13	0.0	45.11	-12.01	12.02
7	60.96	0.0	48.06	-12.89	12.9
8	64.78	0.0	51.48	-13.29	13.3
9	68.61	0.0	55.38	-13.22	13.23
10	72.44	0.0	59.74	-12.69	12.7
11	76.27	0.0	64.56	-11.69	11.7
12	80.1	0.0	69.84	-10.25	10.26
13	83.93	0.0	75.57	-8.35	8.36
14	87.75	0.0	81.74	-6.0	6.01
15	91.58	0.0	88.35	-3.22	3.23
16	95.41	0.0	95.41	0.0	0.01

Start output S1
Specification according to ISO/IEC 15775 Annex G and DIN 33866-1 Annex G

Mean lightness difference (16 steps)
 $\Delta L^*_{CIELAB} = 8.3$

Mean lightness difference (5 steps)
 $\Delta L^*_{CIELAB} = 6.7$

Mean colour reproduction index: $R^*_{ab,m} = 64$



fei50-3n-135-2: File: Measure unknown; Device: Device unknown; Date: Date unknown

fei51-3n-135-2: File: Measure unknown; Device: Device unknown; Date: Date unknown

$L^*/Y^*_{intended}$ (absolute)	37.9/10.0	41.8/12.3	45.6/15.0	49.4/17.9	53.2/21.3	57.1/25.0	60.9/29.1	64.7/33.7	68.6/38.8	72.4/44.3	76.2/50.3	80.0/56.8	83.9/63.9	87.7/71.5	91.5/79.7	95.4/88.5
w^*_{setrgb}	00;F	01;E	02;D	03;C	04;B	05;A	06;9	07;8	08;7	09;6	10;5	11;4	12;3	13;2	14;1	15;0
$w^*_{relative}$	0,000	0,067	0,133	0,200	0,267	0,333	0,400	0,467	0,533	0,600	0,667	0,733	0,800	0,867	0,933	1,000
w^*_{out}	0.0	0.013	0.039	0.076	0.12	0.172	0.23	0.295	0.365	0.441	0.523	0.608	0.699	0.795	0.894	1.0

OE740-7n, Picture A7-135-2: 16 visual equidistant L^* -grey steps; PS operator: w^*_{setrgb}

TUB-test chart fei5; In-output relation according to ISO 9241-306; 1MR, DEH
Viewing Y contrast $Y_W:Y_N=88,9:10$; Y_N range 7,5 to <15
000n/w/cmy0/rgb \rightarrow rgb*_de, 130-2:

see similar files of the whole serie: <http://farbe.li.tu-berlin.de/feis.htm>
 technical information: <http://farbe.li.tu-berlin.de/A/33872E.html>
 or <http://standards.iso.org/iso/9241/306/ed-2/index.html>

TUB registration: 20240301-fei5/fei510fa.txt /.ps
 application for evaluation and measurement of display or print output
 TUB material: code=rh4ta

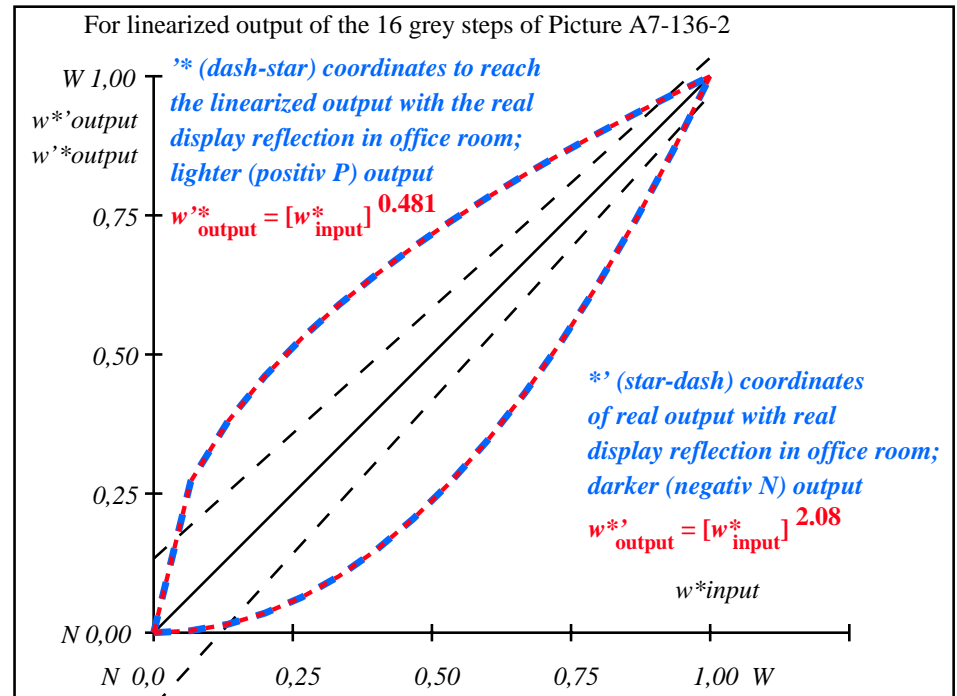
i	LAB*ref	l*out	LAB*out	LAB*out/c-ref	ΔE^*
1	52.02	0.0	0.0	52.02	0.0
2	54.91	0.0	0.0	52.17	0.0
3	57.8	0.0	0.02	52.67	0.0
4	60.7	0.0	0.04	53.54	0.0
5	63.59	0.0	0.06	54.79	0.0
6	66.48	0.0	0.1	56.43	0.0
7	69.37	0.0	0.15	58.47	0.0
8	72.27	0.0	0.2	60.91	0.0
9	75.16	0.0	0.27	63.75	0.0
10	78.05	0.0	0.35	67.01	0.0
11	80.95	0.0	0.43	70.69	0.0
12	83.84	0.0	0.52	74.78	0.0
13	86.73	0.0	0.63	79.3	0.0
14	89.62	0.0	0.74	84.24	0.0
15	92.52	0.0	0.87	89.61	0.0
16	95.41	0.0	1.0	95.41	0.0
17	52.02	0.0	0.0	52.02	0.0
18	62.87	0.0	0.06	54.44	0.0
19	73.71	0.0	0.24	62.28	0.0
20	84.56	0.0	0.55	75.87	0.0
21	95.41	0.0	1.0	95.41	0.0

Start output S1
Specification according to ISO/IEC 15775 Annex G and DIN 33866-1 Annex G

Mean lightness difference (16 steps)
 $\Delta E^*_{CIELAB} = 7.1$

Mean lightness difference (5 steps)
 $\Delta L^*_{CIELAB} = 5.7$

Mean colour reproduction index: $R^*_{ab,m} = 69$



fei50-3n-136-2: File: Measure unknown; Device: Device unknown; Date: Date unknown

fei51-3n-136-2: File: Measure unknown; Device: Device unknown; Date: Date unknown

$L^*/Y^*_{intended}$ (absolute)	52.0/20.1	54.9/22.8	57.8/25.7	60.6/28.9	63.5/32.2	66.4/35.9	69.3/39.8	72.2/44.0	75.1/48.5	78.0/53.3	80.9/58.3	83.8/63.7	86.7/69.4	89.6/75.4	92.5/81.8	95.4/88.5
$w^* w^* w^*$ setrgb	[Color bars]															
$g_N=1.81$	[Color bars]															
No. and Hex code	00;F	01;E	02;D	03;C	04;B	05;A	06;9	07;8	08;7	09;6	10;5	11;4	12;3	13;2	14;1	15;0
$w^* = l^*_{CIELAB, r}$ (relative)	[Color bars]															
$w^*_{intended}$	0,000	0,067	0,133	0,200	0,267	0,333	0,400	0,467	0,533	0,600	0,667	0,733	0,800	0,867	0,933	1,000
w^*_{out}	0,0	0,007	0,025	0,053	0,09	0,135	0,189	0,25	0,318	0,395	0,478	0,568	0,666	0,771	0,881	1,0

OE740-7n, Picture A7-136-2: 16 visual equidistant L^* -grey steps; PS operator: $w^* w^* w^*$ setrgbcolor

<http://farbe.li.tu-berlin.de/fei5/fei510fa.txt> /.ps; only vector graphic VG;
see separate images of this page: <http://farbe.li.tu-berlin.de/fei5/fei5.htm>

see similar files of the whole serie: <http://farbe.li.tu-berlin.de/feis.htm>
technical information: <http://farbe.li.tu-berlin.de/A/33872E.htm>
or <http://standards.iso.org/iso/9241/306/ed-2/index.html>

TUB registration: 20240301-fei5/fei510fa.txt /.ps
application for evaluation and measurement of display or print output
TUB material: code=rh4ta

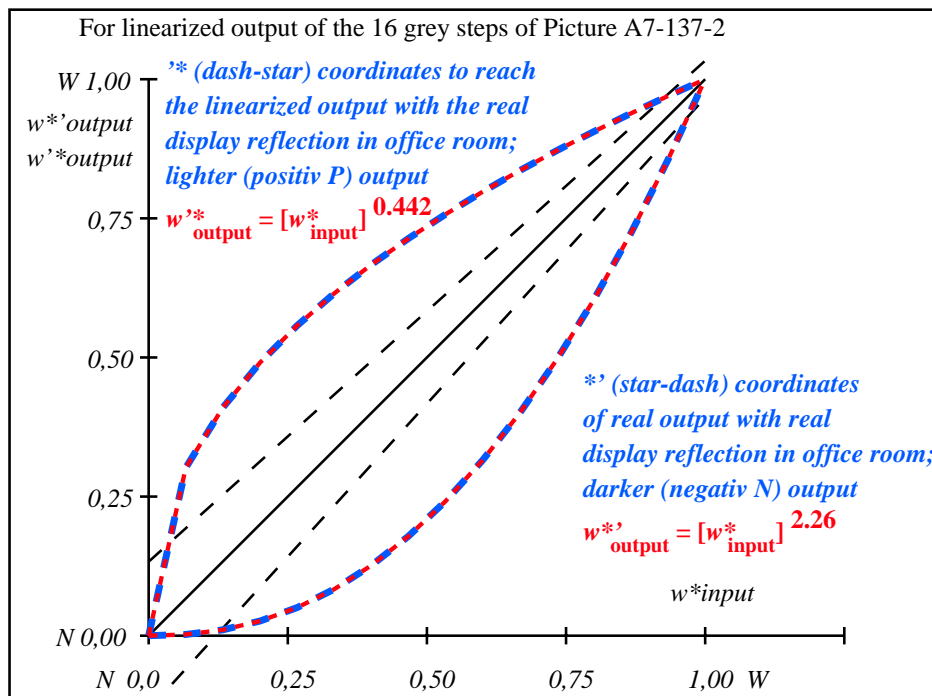
i	LAB*ref	l*out	LAB*out	LAB*out/c-ref	ΔE^*
1	69.7	0.0	69.7	0.0	0.01
2	71.41	0.0	69.75	-1.65	1.66
3	73.13	0.0	69.97	-3.15	3.16
4	74.84	0.0	70.37	-4.46	4.47
5	76.55	0.0	70.99	-5.55	5.56
6	78.27	0.0	71.84	-6.41	6.42
7	79.98	0.0	72.94	-7.03	7.04
8	81.7	0.0	74.29	-7.4	7.41
9	83.41	0.0	75.91	-7.49	7.5
10	85.12	0.0	77.8	-7.31	7.32
11	86.84	0.0	79.98	-6.85	6.86
12	88.55	0.0	82.45	-6.09	6.1
13	90.27	0.0	85.23	-5.03	5.04
14	91.98	0.0	88.3	-3.67	3.68
15	93.7	0.0	91.7	-1.99	2.0
16	95.41	0.0	95.41	0.0	0.01
17	69.7	0.0	69.7	0.0	0.01
18	76.13	0.0	70.82	-5.3	5.31
19	82.55	0.0	75.07	-7.48	7.49
20	88.98	0.0	83.12	-5.85	5.86
21	95.41	0.0	95.41	0.0	0.01

Start output S1
Specification according to ISO/IEC 15775 Annex G and DIN 33866-1 Annex G

Mean lightness difference (16 steps)
 $\Delta E^*_{CIELAB} = 4.6$

Mean lightness difference (5 steps)
 $\Delta L^*_{CIELAB} = 3.7$

Mean colour reproduction index: $R^*_{ab,m} = 80$



fei50-3n-137-2: File: Measure unknown; Device: Device unknown; Date: Date unknown

fei51-3n-137-2: File: Measure unknown; Device: Device unknown; Date: Date unknown

$L^*/Y_{intended}$ (absolute)	69.6/40.3	71.4/42.7	73.1/45.3	74.8/48.0	76.5/50.7	78.2/53.6	79.9/56.6	81.6/59.7	83.4/62.9	85.1/66.2	86.8/69.6	88.5/73.2	90.2/76.8	91.9/80.6	93.6/84.5	95.4/88.5
$w^* w^* w^*$ setrgb																
$g_N=2.1$																
No. and Hex code	00;F	01;E	02;D	03;C	04;B	05;A	06;9	07;8	08;7	09;6	10;5	11;4	12;3	13;2	14;1	15;0
$w^*=l^*_{CIELAB,r}$ (relative)																
$w^*_{intended}$	0,000	0,067	0,133	0,200	0,267	0,333	0,400	0,467	0,533	0,600	0,667	0,733	0,800	0,867	0,933	1,000
w^*_{out}	0,0	0,003	0,014	0,033	0,062	0,098	0,145	0,201	0,265	0,341	0,426	0,52	0,625	0,74	0,864	1,0

OE740-7n, Picture A7-137-2: 16 visual equidistant L^* -grey steps; PS operator: $w^* w^* w^*$ setrgbcolor

TUB-test chart fei5; In-output relation according to ISO 9241-306; 1MR, DEH
Viewing Y contrast $Y_W:Y_N=88,9:40$; Y_N range 30 to <60

000n/w/cmy0/rgb
->rgb*_de, 130-2: